

Adventure

2000 WINNEBAGO®





37G in Windspray Thanks to our innovative StoreMore™ Hydraulic Slideout System, the dinette and couch extend to create plenty of extra living space. The 25" TV with available Mobile Theater Sound System is satellite system ready.

The spirit of motorhoming lives on in this year's Adventurer. Over 40 years of experience, meticulous research and thoughtful innovations make up our new approach to design. Our TrueAir™ Residential Central AC is located below the floor which eliminates AC condensation on the roof and gives the coach a sleeker appearance. The new OnePlace™ Systems Center places important switches and gauges in one convenient location. And a spacious bathroom features a large shower, residential-height toilet and wall-mounted hair dryer. The Adventurer is truly a home away from home.

There's nothing we overlooked to make the Adventurer the most comfortable, user-friendly motor home ever built.



37G in Windspray The roomy galley features an available solid-surface counter top, vinyl woodgrain plank flooring and abundant storage space. Also available, but not pictured is the side-by-side refrigerator/freezer which adds a touch of user-friendly sophistication.



37G in Windspray Special thought went into the well-appointed driver and passenger area. The dashboard's clearly labeled controls are easy to reach, and the supportive captain's chairs are available with six-way power assist. A low-profile engine cover makes it easy to get in and out of the front seats.



35B in Amethyst Frost This floorplan offers a unique galley/couch slideout and is available with beautiful leather furnishings. Available fluorescent ceiling lights—along with adjustable reading lights mounted under the cabinets—keep all your activities well lit. While the available deluxe sound system, shown here, offers you enhanced sound, the standard sound system gives you command of the TV and stereo's volume with controls next to the speaker.



37G in Windspray The pantry provides generous and easily accessible storage space for your food and sundries.



37G in Windspray Getting in and out is easy with the sturdy exterior and interior handrails. The auxiliary battery disconnect switch is located right next to the door for easy access.



35U From a residential-height toilet to ample storage space, you'll love the Adventurer's bathroom.



37G The private toilet area in the split bath adds convenience.



37G The large bathroom features a tub/shower, large counter tops, makeup mirrors and a wall-mounted hair dryer.



37G in Windspray A large, two-door wardrobe closet and chest of drawers offer abundant storage space in the bedroom.



35U in Windspray This large slideout-equipped rear bedroom offers a mirrored double-door wardrobe and large changing area next to it. A queen-size Serta® mattress provides the ultimate in sleeping comfort to help you get a good night's rest to enjoy the adventures of the next day.



35U in Windspray The spacious galley and living areas are perfect for dining and entertaining. The StoreMore™ Hydraulic Slideout System increases interior space and includes large overhead cabinets.



35U A driver's door and large opening hood are just a few of Adventurer's user-friendly features. Take note of the clean roofline—a result of our TrueAir's unique location below the floor instead of on the roof.

Adventurer brings motorhoming to a whole new level of comfort and convenience.



Wide door handles, typical of a home kitchen, make it easier to open and close cabinet doors and drawers.



The OnePlace™ Systems Center eliminates runaround by centralizing important and frequently checked switches and gauges in one convenient location.




We positioned the furnace in the center rear to optimize airflow below the floor. A rear view monitor makes navigating a snap.



The StoreMore Hydraulic Slideout System provides abundant and easily accessible storage space and features compartment lights for convenience. Doors with single-paddle latches open easily with one hand.



The convenience tray provides extra storage and is designed to hold all sorts of things, from maps to souvenirs you pick up along the way. Handy beverage holders help prevent spills.



From late-night walks to crumbs, you'll always be prepared with the available accessory package that includes a rechargeable flashlight and vacuum.



35B Exterior highlights include high-gloss sidewalls and an innovative awning rail that features a gutter system to channel water to the front and rear of the coach.

In designing the Adventurer, we redefined the “home” in motor home.

This year's Adventurer is part of our new approach to motor home design aimed at making your RV experience more comfortable than ever. It's a product of our latest lifestyle and ergonomic research findings, along with over 40 years of experience building world-class RVs. Which means it's loaded with user-friendly appointments and innovations. So no matter where your adventures take you, you'll always feel right at home.

A cooler AC location.

It's a perfectly sunny day. Yet you step out of your motor home and get splashed with water. What's going on? The obvious culprit here is a roof-mounted cooling unit. Enter TrueAir. It places the air conditioning unit below the floor instead of on the roof. So condensation simply drips to the ground. And because of its new location, those annoying noises and vibrations associated with roof-mounted units are a thing of the past. But besides saving a lot of frustration, TrueAir enhances cooling efficiency. A large residential-style blower, combined with high-tech ducting, delivers a consistent flow of air. And residential filters improve air quality by removing airborne impurities better than the small foam filters found in roof air units. There's also our PowerLine™ Energy Management System that monitors electrical usage and automatically cycles appliances off if power demands exceed available power.

TRUEAIR
RESIDENTIAL CENTRAL AC

POWERLINE ENERGY
MANAGEMENT
SYSTEM

TrueAir reduces noise both inside and out.
So you'll never have to worry about disturbing the neighbors.

A heavy-duty panel protects the air conditioner's condenser coils and provides easy access for cleaning.



Unlike traditional roof air conditioners (which use thin foam pads), TrueAir uses residential-style filters to remove more airborne impurities and deliver better air quality.



The KeyOne™ system lets you open most doors and compartments with just one key. No more fumbling with a heap of keys.

The Adventurer is satellite system ready and features a dashboard reminder light for the antenna.

The StoreMore Slideout System's roomy storage compartments are great for storing bulky items.

An available 10-gallon gas/electric water heater increases hot water capacity.

TrueAir's below-the-floor location results in a lower center of gravity.

With no roof-mounted air conditioners, the Adventurer takes on a lower-profile, streamlined appearance with fewer clearance restrictions.



SUPER STRUCTURE

Our exclusive SuperStructure™ design provides strength and durability.

- The entire cab structure is constructed with steel for added strength and support. (Some companies use wood in their cab construction.)
- Structural steel components are electroplated to resist rust and corrosion.
- Our unique interlocking joint design transfers the weight of the sidewalls and roof onto the metal substructure for optimal strength.

Run around the country, not your motor home.

Check the holding tank levels. Turn the generator off. Is the water heater on? Are the batteries charged? Adventurer's OnePlace Systems Center places frequently checked switches and gauges into one convenient location. Because they're grouped together, you're less likely to forget to check these important functions. So your mind is as free to wander as you are.

Look at all the controls and monitors you'll find together in the OnePlace Systems Center:

- Water pump switch
- Water heater on/off and pilot light monitor
- Generator usage meter and start/stop switches
- PowerLine Energy Management System
- Digital battery monitor (house and engine)
- Solar charging monitor (optional)
- Fresh water tank, holding tanks and LP tank monitors
- Heating and cooling thermostat and fan controls



 **ONE PLACE**
systems center

Room with a new view.

Wait 'til you see the Adventurer's new bathroom. Starting with a larger shower and residential-height toilet, we made it feel more like your bathroom at home. But it's also the finer details that make it so appealing. Like a single-control shower faucet for convenient temperature control, a wall-mounted hair dryer, makeup lights and plenty of counter top space for all of your necessities. The way we see it, when you're traveling, you should enjoy all the comforts of home.

2000 Adventurer Specifications



| 2000 ADVENTURER SPECIFICATIONS | 32V | 35B | 35U | 37G |
|--|--------------------|----------------|----------------|----------------|
| Length | 32'3" | 34'11" | 34'11" | 37'5" |
| Exterior Width† | 8'5.5" | 8'5.5" | 8'5.5" | 8'5.5" |
| Interior Height | 6'8" | 6'8" | 6'8" | 6'8" |
| Interior Width | 8'0.5" | 8'0.5" | 8'0.5" | 8'0.5" |
| Fuel Capacity - Workhorse/Ford | 75/75 gal. | NA/75 gal. | NA/75 gal. | NA/75 gal. |
| Fresh Water Capacity w/Heater - Workhorse/Ford | 66/66 gal. | NA/86 gal. | NA/86 gal. | NA/86 gal. |
| Holding Tank Capacity - Black/Gray | 40/33 gal. | 60/54 gal. | 40/54 gal. | 53/55 gal. |
| LP Capacity‡ | 28 gal. | 28 gal. | 28 gal. | 28 gal. |
| Wheelbase - Workhorse/Ford | 200"/208" | 228" | 228" | 248" |
| Exterior Height - Workhorse*/Ford‡ | 11'6"/11'7" | 11'9" | 11'8" | 11'9" |
| Exterior Storage | 76.8 cu. ft. | 73.7 cu. ft. | 88.6 cu. ft. | 97.2 cu. ft. |
| GVWR - Workhorse/Ford | 18,000/20,500 lbs. | NA/20,500 lbs. | NA/20,500 lbs. | NA/20,500 lbs. |

S Standard
O Optional

| | 32V | 35B | 35U | 37G |
|--|-----|-----|-----|-----|
| AUTOMOTIVE | | | | |
| Chassis - Workhorse 7.4L Vortec V-8, 124-Amp. Alternator, Anti-Lock Brake System | S | | | |
| Chassis - Ford 6.8L Triton V-10, 130-Amp. Alternator | O | S | S | S |
| Front Shocks/Steering Stabilizer Package* Workhorse Only | O | | | |
| Tires (Radial) w/Spare | S | S | S | S |
| DRIVER CONVENIENCES | | | | |
| 3-Point Retracting Seat Belts w/4-Position Adjustable D-Loop (Drv./Frt. Pass.) Seats w/Reclining High-Back Design, Hinged Armrests, Swivel/Slide Pedestal, Lap Belts in Selected Areas, Manual Lumbar Support on Driver's Seat | S | S | S | S |
| 6-Way Driver Seat | O | O | O | O |
| 12-V Electrical Supply/Auxiliary, Passenger Side | S | S | S | S |
| Battery Charge Control Dual, Automatic | S | S | S | S |
| Battery Disconnect (Auxiliary) | S | S | S | S |
| Carpeted Floor Mats | S | S | S | S |
| Convenience Tray | S | S | S | S |
| Cruise Control, Start Circuit Auxiliary | S | S | S | S |
| Curtain w/Track Front Wrap-Around | S | S | S | S |
| Daytime Running Lamps (Ford) | S | S | S | S |
| Defroster Fans Aux. 2-Speed | O | O | O | O |
| Driver's Door w/Exterior Step | S | S | S | S |
| Driver Door w/Roll Down Window | S | S | S | S |
| Heating/Air Conditioning Automotive Blend Air System | S | S | S | S |
| Hood Release | S | S | S | S |
| Leather Insert w/Vinyl Surround Seats Driver & Passenger | O | O | O | O |
| Map Light, Sunvisors | S | S | S | S |
| Mirrors (Rearview) Exterior, Low Mounted, Includes Convex Element | S | S | S | S |
| Mirrors (Rearview) Exterior, Low Mounted, Electric w/Remote & Defrost | O | O | O | O |
| Rearview Monitor System Cable Ready | S | S | S | S |
| Rearview Monitor System (Sony) Video/One-Way Audio | O | O | O | O |
| Service Light Driver's Side, Exterior | S | S | S | S |
| Steering Power Assisted w/Tilt Wheel | S | S | S | S |
| Storage Cabinets (Front & Side Overheads) | S | S | S | S |
| Wall Shelf (Passenger Side) w/Beverage Holder & Storage | S | S | S | S |
| Window Shades (2) Roller, Light Filtering | S | S | S | S |
| Window (Passenger) Sliding, w/Screens | S | S | S | S |
| Windshield Wipers (Intermittent) | S | S | S | S |
| ENTERTAINMENT | | | | |
| Antenna (Radio) Roof-Mounted, Flex. Rubber | S | S | S | S |
| C.B. Prep Kit Antenna, Coax Wiring, 12-V Power Connection | O | O | O | O |
| Compact Multi-Disc Changer (Sony) | O | O | O | O |

S Standard
O Optional

| | 32V | 35B | 35U | 37G |
|---|-----|-----|-----|-----|
| Entertainment Center (Patio)* DC Receptacle, 110-V Outlet, TV Jack, Radio Antenna, Exterior Antenna Jack, AM/FM Radio w/Cassette or CD Player, Speakers (2), Table, Locking Door | | | | |
| Satellite System Pre-Wiring Roof | S | S | S | S |
| Satellite System Digital™ w/Elevation Sensor | O | O | O | O |
| Sound System Deluxe, Amplifier, 6 Speakers | O | O | O | O |
| Radio (Cab) (Sony) AM/FM Cassette w/Speakers (4) | S | S | S | S |
| Radio Power Switch Main or Aux. Battery | S | S | S | S |
| Telephone Input & Interior Jack(s) | S | S | S | S |
| TV (13" Color) DC w/Remote Bedroom - Built-In | S | S | S | S |
| TV Front (25" Color) w/Remote | S | S | S | S |
| TV Enhancement Package Antenna Reminder Light, Antenna (Amplified), DC Receptacles (2), Interior Jacks (2), Coax Wiring, Cable Input | S | S | S | S |
| VCR w/Remote & A/V Ports | O | O | O | O |
| Video Selection System | S | S | S | S |
| SLIDEOUT | | | | |
| Slideout Room (Driver's Side)* Switch Located on Instrument Panel, Cover, Compartments Slideout w/Room, Mirror, Wainscoting | S | S | S | S |
| Slideout Room (Rear)* | | | S | |
| INTERIOR | | | | |
| Accessory Package Rechargeable Flashlight & Vacuum Cleaner | O | O | O | O |
| Cabinets Wood Stile & Rail w/Raised Panel Doors | S | S | S | S |
| Carpeting w/Pad Stain Resistant | S | S | S | S |
| Ceiling Lights, Courtesy Light | S | S | S | S |
| Ceiling Lights Fluorescent, Recessed, Galley, Lounge | O | O | O | O |
| Ceiling Vent Non-Powered, Galley | S | S | S | S |
| Ceiling Vent Powered, Bathroom w/Wall Switch | S | S | S | S |
| Ceiling Vent Powered Ventilator Fan, Galley | O | O | O | O |
| Clock Decorative Style | S | S | S | S |
| Color Themes (Interior) Choice of Ivory Coast (Beige), Windspray (Green), Amethyst Frost (Pale Plum) | S | S | S | S |
| Decorative Wall Border Galley & Bedroom (Bath 35B Only) | S | S | S | S |
| Lamp(s) Decorative Style, in Lounge | | S | S | S |
| Leather Furniture | | | | |
| Sofa | O | O | O | O |
| Lounge Chair | O | O | O | O |
| Picture Framed | | S | S | S |
| Throw Pillows (2) Sofa | | S | S | S |
| Wardrobe Mirrored Door(s), Carpeted Floor, Drawers (32V), Light, Clothes Rod, Shelf* (NA on 32V, 35U) | | S | S | S |
| Washer/Dryer Option | | O | O | O |
| Washer/Dryer Prep Kit Drainage, Water & Electrical Connections | | S | S | S |
| Windows Tinted | S | S | S | S |

S Standard
 O Optional

| | 32V | 35B | 35U | 37G |
|---|-----|-----|-----|-----|
| Windows Dual Glazed, Thermo-Insulated | O | O | O | O |
| Window Coverings Day/Night Pleated Shades | S | S | S | S |
| GALLEY | | | | |
| Coffee Maker | S | S | S | S |
| Counter Top Laminate w/Wood Edging | S | S | S | S |
| Counter Top* Solid Surface | O | O | O | O |
| Flip-Up Counter Top Extension | S | S | S | S |
| Flooring (Woodgrain Vinyl Plank) | S | S | S | S |
| Microwave/Convection Oven w/Range Fan Residential 30," Touch Control | O | O | O | O |
| Microwave Oven w/Range Fan Residential 30," Touch Control | S | S | S | S |
| Pantry* Slideout w/Adjustable Shelves, Locking | S | S | S | S |
| Partition Glass, Counter Top | | S | | |
| Range Top (Magic Chef) 3 Burners w/Storage Drawers below | O | O | O | O |
| Range w/Large Glass-Doored Oven (Magic Chef) Range Cover, 3 Burners, 1 High Output Burner | S | S | S | S |
| Refrig./Freezer Large, Double-Door | S | S | S | S |
| Refrig./Freezer Large, Double-Door w/Icemaker | O | O | O | O |
| Refrig./Freezer* Side-by-Side w/Icemaker | | | | |
| Sink (Double) Stainless Steel w/Large/Small Compartment, Counter Top Covers, Single Control Faucet | S | S | S | S |
| Spice Rack | | S | | |
| Storage Drawers below Dinette Seats | S | S | S | S |
| Table & Chairs (4)* | | O | O | O |
| Wastepaper Basket | S | S | S | S |
| Water Purification System* | O | O | O | O |
| BEDROOM | | | | |
| Beds/Spread, Pillows, Throw Pillow | S | S | S | S |
| Lamp(s) Decorative, Wall-Mounted, Mattress(es) (Serta [®]) w/Non-Slip Mat, Access to Storage below, Gas Springs | S | S | S | S |
| Mirror Backwall (w/Decorative Shelf 32V & 35B) | S | S | S | |
| Vanity Area w/Folding Chair | | | S | |
| BATHROOM | | | | |
| Flooring (Vinyl) | S | S | S | S |
| Hair Dryer Wall-Mounted | S | S | S | S |
| Lavatory Cabinet | S | S | S | S |
| Magazine Rack | S | S | S | S |
| Makeup Lights (3-Bulb) (2 Sets 35B) | S | S | S | |
| Makeup Lights (4-Bulb) | | S | | |
| Medicine Cabinet(s) | S | S | S | S |
| Mirror(s) Wall-Mounted | S | S | S | S |
| Robe Hook | | S | | |
| Shower Door Glass | | S | | S |
| Shower Door Folding | S | S | | |
| Shower Head Single Control | S | S | S | |
| Shower/Tub Shower Head, Dual Control | | | | S |
| Sink Oval, w/Ledge Back | S | S | S | S |
| Skylight & Shower Light | S | S | S | S |
| Tissue Holder | S | S | S | S |
| Toilet w/Foot Pedal & Sprayer Porcelain | S | S | S | S |
| Towel Bars | S | S | S | S |
| Towel Ring(s) | S | S | S | S |
| EXTERIOR | | | | |
| Awning Rail | S | S | S | S |
| Awning* Patio | O | O | O | O |
| Bumpers Front: Steel Reinforced, Rear: Formed Aluminum w/End Caps | S | S | S | S |
| Entrance Door w/Screen Door Latch & Deadbolt Locks, Electric Steps | S | S | S | S |
| Fresh Water Tank Drain 1" | S | S | S | S |
| Graphics Package Choice of Luxor Brown Metallic (Recommended w/Ivory Coast & Amethyst Frost) or Light Ebony Metallic (Recommended w/Windspray) | S | S | S | S |
| Gravity Water Fill Door Lockable | S | S | S | S |

S Standard
 O Optional

| | 32V | 35B | 35U | 37G |
|--|-----|-----|-----|-----|
| Holding Tanks Heated Compartment | S | S | S | S |
| Ladder/Mud Flaps Rear | S | S | S | S |
| Outlet 110-V, Curbside | S | S | S | S |
| Porch Light w/Interior Switch | S | S | S | S |
| Service Center (Electrical) Cable TV Input, Power Cord, Telephone Input | S | S | S | S |
| Service Center (Water/Drainage) City Water Hook-Up, Drainage Valves, Exterior Wash Station w/Pump Switch, Sewer Hose | S | S | S | S |
| Storage Compartments Heated Rear Storage Compartment, Locks, Gas Struts, Single Paddle Latch, Lights, Trunk Liner | S | S | S | S |
| Trailer Towing Package w/Receiver & Hitch Pin | S | S | S | S |
| Trailer Wiring Fixed Mount Female Connector & Male Plug Connector | S | S | S | S |
| Wheel Covers | S | S | S | S |
| Wheel Liners Stainless Steel | O | O | O | O |
| SYSTEMS | | | | |
| 30-Amp. Power Cord | S | S | S | S |
| 50-Amp. Power Cord | O | O | O | O |
| Automatic Changeover Switch Shoreline/Generator | S | S | S | S |
| Batteries (2) Deep Cycle RV | S | S | S | S |
| Battery Charger (Solar) Wiring Prep | S | S | S | S |
| Battery Charger (Solar) 10-Watt | O | O | O | O |
| Electrical Distribution System AC Breaker Panel, DC Breaker Panel, 45-Amp. Converter/Charger | S | S | S | S |
| Furnace 35,000-BTU | S | | | |
| Furnace 40,000-BTU | | S | S | S |
| Generator Prep Kit Fuel Line, 12-V Wiring | S | S | S | S |
| Generator* (Onan® Emerald™) 5,000-Watt, Gas | S | S | S | S |
| Generator* (Onan® Emerald™) 6,500-Watt, Gas | O | O | O | O |
| Holding Tank Flushing System Black Tank | S | S | S | S |
| Home Comfort Plus Package Heat Pump (Central Air), Auxiliary Automotive Heater, Insulated Power Roof Ventilator Fans - Bathroom & Galley | O | O | O | O |
| HWH Hydraulic Leveling Jacks Front & Rear | S | S | S | S |
| Inverter* for TV/VCR, 130-Watt | O | O | O | O |
| LP Tank Permanent Mount w/Gauge | S | S | S | S |
| Monitor Panel Water, Holding & LP Tank Levels, Battery Digital Voltmeter, Water Heater Ignition Switch w/Pilot Indicator Light & Water Heater on Light, Water Pump Switch, Generator Start/Stop Switch, Generator Hourmeter Gauge, Located in Galley Area | S | S | S | S |
| OnePlace™ Systems Center Includes Monitor Panel, Thermostat, PowerLine Panel, Solar Indicator Charge Light | S | S | S | S |
| PowerLine™ Energy Management System | S | S | S | S |
| TrueAir™ Residential Central AC Remote Cooling Unit, Ceiling Distribution, Wall Thermostat | S | S | S | S |
| Water Heater 6-Gal., Electronic Ignition | S | S | S | S |
| Water Heater 10-Gal., Gas/Electric w/Motoraid | O | O | O | O |
| Water Heater Winterization Bypass Valve (Manual) | S | S | S | S |
| Water Pump (Demand) | S | S | S | S |
| Water System Winterizing Valve | S | S | S | S |
| SAFETY | | | | |
| 3-Point Retracting Seat Belts (Drv./Frt. Pass.) | S | S | S | S |
| Assist Bar Interior | S | S | S | S |
| Assist Handle* Exterior, Acrylic | S | S | S | S |
| Carbon Monoxide Detector/Alarm | S | S | S | S |
| Fire Extinguisher (10-B.C.) | S | S | S | S |
| Ground Fault Interrupter | S | S | S | S |
| High Mount Brake Light | S | S | S | S |
| Lap Belts in Selected Areas | S | S | S | S |
| LP Leak Detector/Alarm | S | S | S | S |
| Smoke Detector/Alarm | S | S | S | S |
| Windshield Laminated Safety Glass Mounted in Steel, Window Escape | S | S | S | S |
| WARRANTY | | | | |
| 12-Month/15,000-Mile Basic Warranty, 36-Month/36,000-Mile Warranty on Structure,** 10-Year Limited Parts & Labor Warranty on Roof | S | S | S | S |

† The Adventurer floorplans feature a widebody design – over 96" in making your purchase decision, you should be aware that some states restrict access on some or all state roads to 96" in body width. Before making your purchase decision, you should confirm the road usage laws in the states of interest to you.

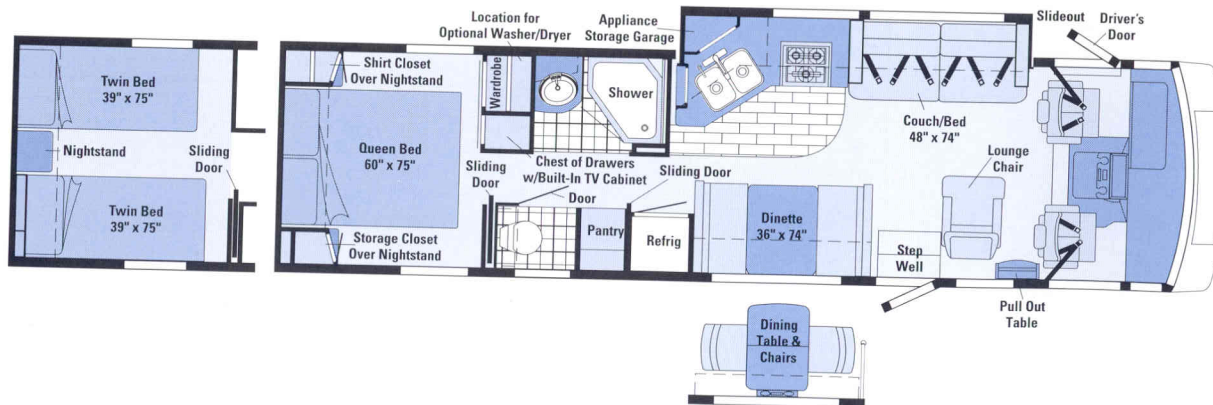
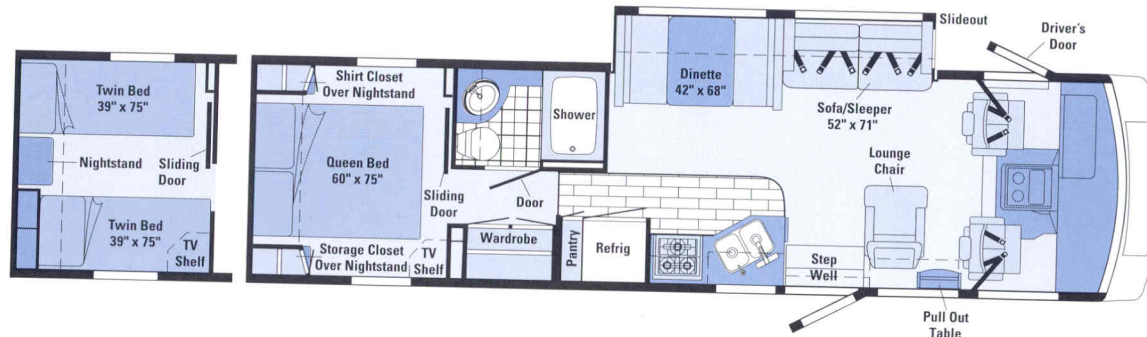
NA=Not Available ○ Capacities shown are tank manufacturer's listed water capacity (W.C.). Actual filled LP capacity is 80% of listing due to overfilling prevention device on tank.

‡ The height of each model is based on the curb weight of a typically equipped unit on the standard chassis. The actual height of your vehicle may vary by as much as 2" depending on chassis or equipment variations. *Not all items available in combination. See dealer for details.

∞TV satellite system options do not include programming activation or receiver. Quality reception is only available in the lower 48 States. **See your dealer for complete warranty documentation information.

Winnebago Industries' continuing program of product improvement makes specifications, equipment, model availability and prices subject to change without notice. Comparisons to other motor homes are based on the most recent information available.

You'll feel right at home in one of these floorplans.



Standard Vinyl Flooring

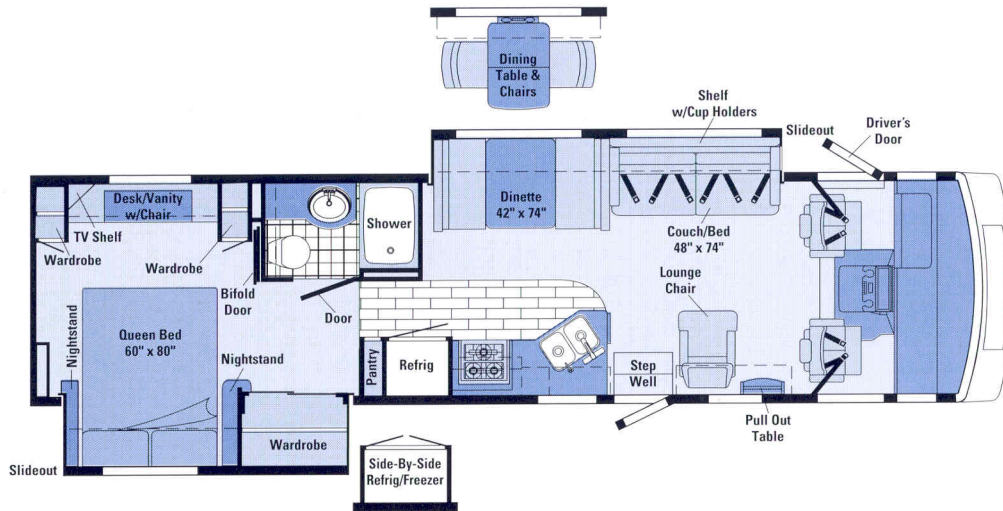


Standard Woodgrain Vinyl Plank Flooring



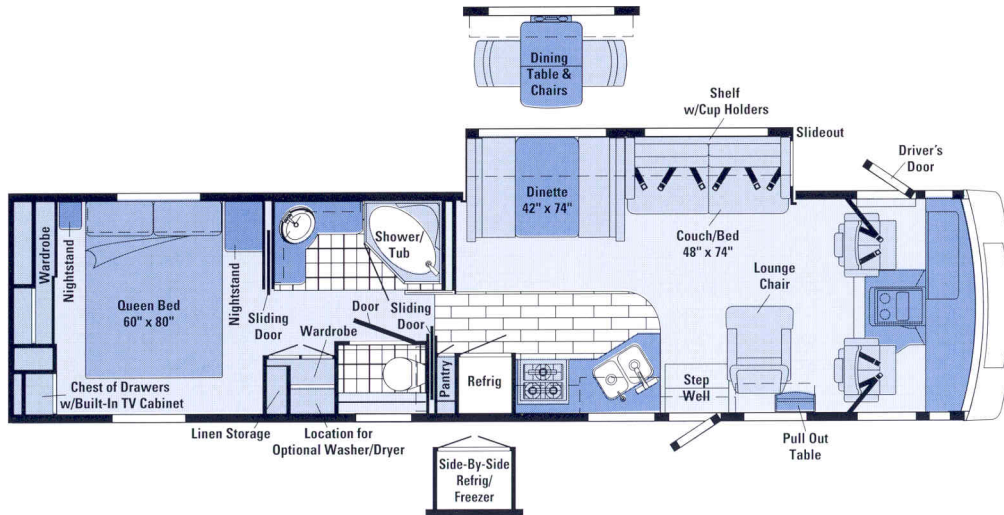
Seat Belts

Note: Dimensions shown are for sleeping space only and dashed lines denote overhead storage areas.



35U

- **STORE-MORE™** Hydraulic Slideout System.
- Dinette/couch and bedroom slideout model.
- Widebody basement design.
- Shower with folding door.



37G

- **STORE-MORE™** Hydraulic Slideout System.
- Dinette/couch slideout floorplan.
- Widebody basement design.
- Available side-by-side refrigerator and freezer.
- Spacious bathroom with full tub/shower and textured glass door.
- Split bath with private toilet area.

Not all motor homes are built the same, or supported the same.

When you purchase a Winnebago Adventurer you benefit from unique advantages, beginning with some of the most comprehensive warranty programs in the industry. It includes a 12-month/15,000-mile basic protection plan, 36-month/36,000-mile warranty on the structure and a standard 10-year limited parts and labor warranty on the roof.




Mechanical emergency while on vacation? Go to your nearest Winnebago Industries dealer. TripSaver guarantees that qualifying, in-stock emergency warranty repair parts will be air-shipped from our factory within 24 hours. Plus, every new purchase comes with a one-year membership in our Premium Roadside Assistance Program, a 24-hour nationwide plan that covers road emergencies with free services like



jump starts, tire changes, fuel delivery and lockout assistance. In addition, Winnebago Industries vehicle owners are eligible to enroll in the Winnebago-Itasca Travelers (WIT) Club. As a member, you'll enjoy many benefits including mail forwarding, trip planning, rallies, caravans and more.

To learn more about what separates our motor homes from others, ask for this free guide next time you visit your Winnebago Industries dealer. It explains our superior manufacturing process. Use it to learn more about important safety and quality considerations as you shop for the motor home that's best for you.



Visit us at www.winnebagoind.com
Seat belts are your most important hookup. Always buckle up.

Interiors

Amethyst Frost
with Waterford Oak



Ivory Coast
with Waterford Oak



Windspray
with Waterford Oak



Exterior Valance Panels



Light Ebony



Luxor Brown

This year's exterior valance colors are Light Ebony, suggested with Windspray; and Luxor Brown, suggested with Ivory Coast and Amethyst Frost. However, you may order either exterior color, regardless of your interior color choice.



Thanks to a streamlined design and dynamic graphics, the Adventurer is equally attractive on the outside as it is on the inside.