

**NOT ALL MOTOR HOMES ARE CREATED EQUAL.** As you take a closer look, you'll see that there is much more to the Winnebago Sightseer than a long list of standard features and compelling floorplans. Beneath it all you'll find a SuperStructure® foundation of strength and durability, and Winnebago Industries' recognized service and warranty support.



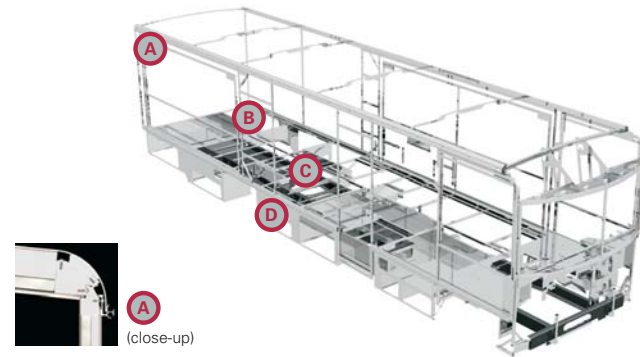
**WE ARE COMMITTED TO SERVICE.** We back our motor homes with the best after-the-sale service in the industry. This includes a 12-month/15,000-mile basic limited warranty; 36-month/36,000-mile warranty on structure; standard 10-year limited parts-and-labor roof skin warranty; and complimentary 24-hour Roadside Assistance Program. TripSaver Fast Track Parts guarantees that in-stock warranty parts ship directly to your dealer within 24 hours. Winnebago Industries has a nationwide dealer service network.



**CERTIFIED QUALITY.** Recreation Vehicle Dealer Association members annually rate RV manufacturers on the quality of their products, and on their sales and service support. Winnebago Industries has achieved the coveted Quality Circle Award every year since its inception, the only RV manufacturer to do so.



**WARNING: JOINING WIT HAS BEEN KNOWN TO CAUSE EXCESSIVE FUN.** Winnebago-Itasca Travelers (WIT) is a club for owners of Winnebago Industries motor homes. WIT is a great way to meet people and offers you caravans and rallies, local and state group activities, and other benefits for RVers.



**SUPERSTRUCTURE** is the term given to Winnebago Industries' structural motor home design and construction. Rather than a single component, it is the culmination of design integration that incorporates steel and aluminum substructures; welded tubular steel floor risers; interlocking joint technology; and Thermo-Panel® floor, roof and sidewalls to form a high-strength, durable vehicle body.

Thermo-Panel manufacturing combines a durable exterior panel with welded aluminum support substructures. The substructures are embedded in a high-density, block-foam insulation core to create a strong, durable, yet lightweight sidewall. Just another Winnebago Industries' invention.

The all-steel cab features integral A and B pillars for added strength and stability. Steel also separates the occupants from the engine compartment. Believe it or not, less advanced designs may use wood in this critical application.

**A** Interlocking joint construction utilizes advanced extruded aluminum structural components to create integrated floor-to-sidewall and sidewall-to-roof joints. This design effectively distributes the weight of the walls and roof, making a stronger and more durable body than competitor designs that rely on screws to carry the weight.

**B** The foundation substructure assembly is precision-aligned to maximize strength and cross-coach support as well as durability.

**C** Tubular steel risers feature a truss-design core for superior strength and provide a stable base for the floor structure and storage compartments.

**D** Critical steel components are treated using an advanced electrodeposition coating process that provides superior corrosion protection.



One-year-old competitor's rubber roof



One-year-old Winnebago Industries fiberglass roof

**BUILT TO A HIGHER STANDARD.**

The Sightseer features a crowned, one-piece fiberglass roof skin backed with a 10-year limited parts-and-labor roof skin warranty. Fiberglass offers superior strength, attractiveness and durability compared to rubber roofs found on many competitive models. Over time, rubber roofs are susceptible to chalking, streaking and degradation, and have less puncture and tear resistance than fiberglass.



©2004 Winnebago Industries, Inc., Forest City, IA 50436. Printed in USA.

Seat belts are your most important hookup. Always buckle up.

NYSE listing: WGO

Visit us at [www.winnebagoind.com](http://www.winnebagoind.com)





29R - Stone Brook

## IT'S TIME YOU PUT YOURSELF BEHIND THE WHEEL OF A CLASS A COACH.

If you think a well-equipped Class A motor home is beyond your reach, it's time you took a look at the 2005 Sightseer. The list of high-quality amenities includes a hoop-base swivel glider, a 24" TV with remote, the OnePlace® systems center and an RV Radio®. Add to that the craftsmanship and Smart Space™ design elements that make the most of interior living space, and you'll see why it's virtually impossible to find another motor home in this price range with this much to offer. We hope the many features shown in this brochure bring you closer to becoming the next proud owner of a Sightseer.



## EVERYTHING YOU'RE LOOKING FOR.

Give yourself more elbow room at the touch of a button with the StoreMore® slideout. You'll enjoy the extra room even more when you relax in the comfort of the premium Stitchcraft furniture. Portsmouth Oak cabinetry features a catalyzed finish for unsurpassed beauty and durability. Sightseer has residential-style, floor-ducted heat and ceiling-ducted air conditioning, controlled by a wall thermostat. And on cool mornings, use the available heat pump to warm things up without running the furnace. Choose the available day/night pleated shades to control the amount of light. The available dual-glazed, thermo-insulated windows provide increased thermal efficiency.

The galley is conveniently packaged, efficiently designed and has everything you need to "go gourmet": a Magic Chef® three-burner (one high-output) range top with oven, vented range hood with light and fan, microwave, molded sink, and flip-up countertop extension (not available on the 34A) and sink cover that increase your work surface. The standard double-door refrigerator/freezer operates on 110-volt AC or LP to keep everything cool, no matter where you go. The Congoleum® vinyl flooring is not only attractive and durable, but makes for easy cleanups.

You'll appreciate the abundant storage in the Sightseer's galley. The clever design of the pantry area maximizes storage with pullout trays or adjustable shelves. For added flexibility, the shelves are easily removed to create a spacious wardrobe on the 27C and 30B.

Every Sightseer is outfitted with additional seat belts to give greater seating flexibility while traveling. And a child seat tether anchor is located in the forward-facing dinette seat.



30B - Rockford Dusk



## THE COMFORTS OF HOME — ON THE ROAD.

Your entertainment options begin with the standard 24" stereo TV with remote and Video Selection System. Now add the available DVD/VCR combo or the Deluxe Theater Sound System that includes an amplifier, a DVD/VCR combo, a receiver, five speakers and a subwoofer for an even greater entertainment experience. You can also choose an available 300-watt inverter that allows you to enjoy TV even when you're not connected to shoreline power.

Enjoy all this from the comfortable Stitchcraft furniture. The hoop-base lounge chair swivels and glides, and can be repositioned when the coach is stationary or locked in place when you're on the go. The high-back driver and passenger seats have fixed lumbar support and allow you to swivel, slide or recline.

There's no shortage of storage options in the bedroom — overhead, under the bed and in the roomy wardrobe. You will sleep tight on Sightseer's walk-around queen-size bed with Serta® mattress. Or stay up late and watch TV, when you choose the available 13" TV with remote and Video Selection System. A bedroom slideout is standard on the 29R, 34A and 35N.

A



B



C



D




E



F



G



H



## IT'S THE LITTLE THINGS THAT SET THE SIGHTSEER APART FROM THE REST.

A) You're in command because everything is at your fingertips. Switches, gauges and controls are all large, clearly labeled and easy to reach. The centrally mounted convenience center is easily accessible and includes cupholders and a storage area. For your listening pleasure, tune in the RV Radio with the new, convenient steering wheel remote. RV Radio with large, easy-to-operate controls, features AM/FM stereo cassette/CD player and weather band. You can run it from the house batteries when parked, by flipping the radio power switch. The new hand-held remote lets you change stations from the living area.

B) Sightseer's available rearview monitor is invaluable when backing up or parking. Sightseer comes prewired for this option, so you can choose it now, or have it installed later.

C) The OnePlace systems center allows you to check vital functions such as tank levels, LP gas and battery power while also giving you easy access to frequently used switches, gauges and controls.

D) The PowerLine® energy management system monitors onboard electrical usage to minimize the nuisance of tripped campground circuit breakers. It cycles appliances off if demand exceeds available supply and cycles them on again once the power load is reduced. (Standard on the 33L, 34A and 35N.)

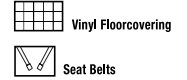
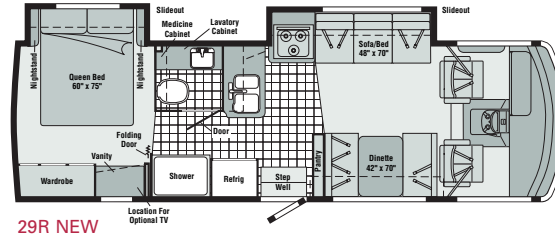
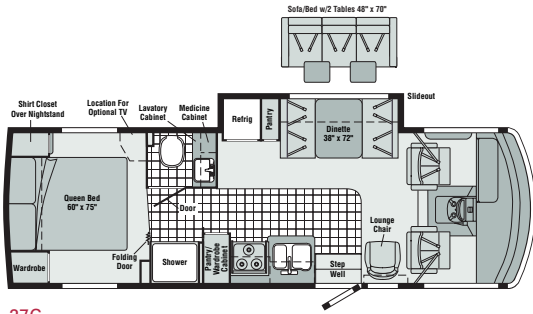
E) The four available two-way radios have up to a five-mile range and recharge at their built-in charging station.

F) The exterior service center is located for easy access. The QuickPort™ service connection hatch allows you to close your compartment doors, even when connected to hookups at the campground. The hatch is large enough to accommodate hoses and power cords so you don't have to struggle putting cords through small holes, making hookups a snap.

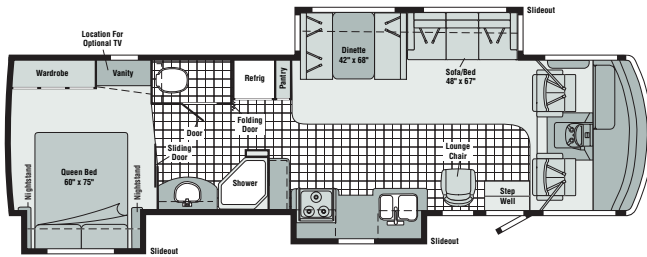
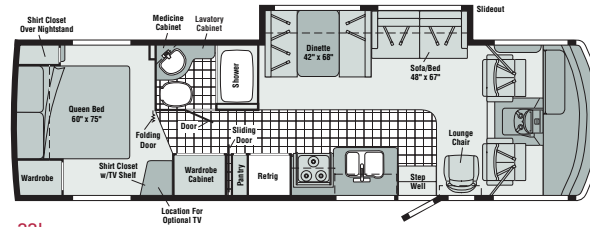
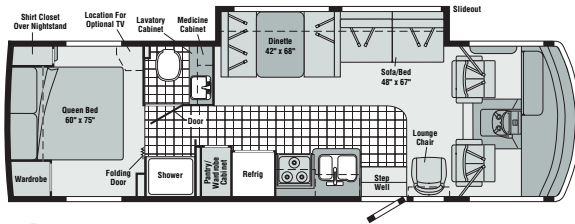
G) Winnebago Industries' exclusive TrueLevel™ holding tank monitoring system incorporates Mirus™ detector cells to ensure accurate fresh and wastewater tank level readings. Mirus detector cells, MSC/EMD, produce a microelectric field that detects liquid levels from outside the tank. No more probes to corrode or clog. Just true, accurate readings time after time.

H) With the StoreMore slideout system, exterior compartments extend along with the slideroom for easy access to stored items. Single-paddle latches and gas struts make for easy opening.

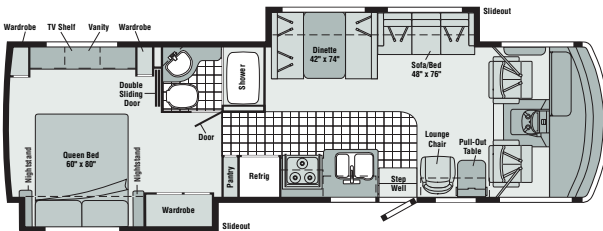
# FLOORPLANS AND EXTERIORS



Note: Dimensions shown are for sleeping space only and may vary due to styling differences. Dashed lines denote overhead storage areas.



Available December 2004



Sandstone



## IT'S WHAT'S ON THE OUTSIDE THAT COUNTS.

The exterior of the Sightseer, with its one-piece fiberglass sidewalls and high-gloss, chip-resistant finish, will stand up to just about anything you throw at it. Wheel covers come standard and the available stainless steel wheel liners resist corrosion. The plentiful basement storage allows you to bring along your favorite oversized items. Sightseer can be equipped with the available exterior entertainment center that includes AM/FM stereo, CD player with remote, 12-volt DC receptacle, TV jack, 110-volt outlet, speakers and a removable table.

# INTERIORS



Riverside Sage



Rockford Dusk



Stone Brook



Portsmouth Oak

## THE SAME STANDARDS INSIDE AND OUT.

We believe the same high standards we apply to construction should apply to interior design. That's why we design efficient floorplans based on customer input, and why we look for durable fabrics in pleasing colors, and why we handcraft our own cabinets using traditional panel and rail construction.

## 2005 WINNEBAGO SIGHTSEER® SPECIFICATIONS

	27C	29R NEW	30B	33L	34A NEW	35N
<b>Length</b>	27'11"	29'8"	30'10"	33'2"	34'6"	35'2"
<b>Exterior Height<sup>a</sup> - F/W</b>	11'11"	12'1"	12'1"	12'1" / 12'	12'2"	12'2"
<b>Exterior Width<sup>b</sup></b>	8'6"	8'6"	8'6"	8'6"	8'6"	8'6"
<b>Exterior Storage<sup>c</sup> (cu. ft.)</b>	83.5	81.2	105.8	115.9	95.1	120.2
<b>Interior Height</b>	6'8"	6'8"	6'8"	6'8"	6'8"	6'8"
<b>Interior Width</b>	8'1"	8'1"	8'1"	8'1"	8'1"	8'1"
<b>Fresh Water Capacity w/Heater<sup>d</sup> (gal.)</b>	72	77	72	71	75	71
<b>Holding Tank Capacity - Black/Gray<sup>d</sup> (gal.)</b>	41 / 57	37 / 42	41 / 57	41 / 46	41 / 57	44 / 42
<b>LP Capacity<sup>e</sup> (gal.)</b>	18	18	18	18	18	18
<b>Fuel Capacity - F/W (gal.)</b>	NA / 40	75 / 75	75 / 75	75 / 75	75 / 75	75 / 75
<b>GCWR<sup>f</sup> - F/W (lbs.)</b>	NA / 19,000	26,000 / 22,000	26,000 / 22,000	26,000 / 22,000	26,000 / 26,000	26,000 / 26,000
<b>GVWR - F/W (lbs.)</b>	NA / 15,000	18,000 / 18,000	18,000 / 18,000	18,000 / 18,000	20,500 / 20,700	20,500 / 20,700
<b>GAWR - F/W - Front (lbs.)</b>	NA / 6,000	7,000 / 6,000	7,000 / 6,000	7,000 / 6,000	7,000 / 7,500	7,000 / 7,500
<b>GAWR - F/W - Rear (lbs.)</b>	NA / 11,000	11,000 / 12,000	11,000 / 12,000	11,000 / 12,000	13,500 / 13,500	13,500 / 13,500
<b>Wheelbase</b>	168"	190"	190"	208"	228"	228"

F = Ford\* W = Workhorse\*

Standard - S Optional - O

	27C	29R	30B	33L	34A	35N
<b>AUTOMOTIVE</b>						
<b>Chassis</b> - Ford 6.8L SOHC Triton® V10 310-hp, 4R100 4-speed overdrive transmission, hydraulic brakes, 4-wheel ABS, 130-amp. alternator		S	S	S	S	S
<b>Chassis</b> - Workhorse 8.1L Vortec™ V8 340-hp 4L85-E 4-speed overdrive transmission, hydraulic brakes, 4-wheel ABS, 145-amp. alternator	S	O	O	O		
<b>Chassis</b> - Workhorse 8.1L Vortec V8 340-hp, Allison® 1000 5-speed overdrive transmission, hydraulic brakes, 4-wheel ABS, 145-amp. alternator					O	O
<b>Tire</b> spare, <b>Tire Tools</b> wrench, leverage bar, <b>Trailer Hitch<sup>f</sup></b> 5,000-lbs. drawbar/350-lbs. maximum vertical tongue weight & wiring, <b>Wheelcovers (4)</b>	S	S	S	S	S	S
<b>Leveling Jacks</b> hydraulic, w/touchpad control, Kwikee®; <b>Wheel Liners</b> stainless steel	O	O	O	O	O	O
<b>Shocks/Stabilizer Package</b> front, Workhorse	O	O	O	O		
<b>CAB AREA &amp; DRIVER CONVENIENCES</b>						
<b>AC Duplex Receptacle</b> , <b>Beverage Holder</b> passenger side, <b>Cab Seats</b> (fabric) w/3-point shoulder & lap seat belts w/retractors, armrests, lumbar support (fixed), multi-adjustable slide/recline & swivel, <b>Cigarette Lighter/12-Volt DC Powerpoint</b> , <b>Convenience Tray</b> w/cupholders, <b>Cruise Control</b> , <b>Map Light(s)</b> , <b>Map Pocket</b> , <b>Steering Wheel</b> tilt w/power assist, <b>Sunvisors</b> , <b>Trim Panel</b> driver-side w/cupholder, storage tray & bubble level indicator, <b>Window</b> (driver & passenger) partial slider w/screen, <b>Windshield Wipers</b> intermittent	S	S	S	S	S	S
<b>Defroster Fans (2)</b> auxiliary 2-speed w/instrument panel switch	O	O	O	O	O	O
<b>Monitor System</b> rearview w/single camera & 1-way audio, Audiovox®	O	O	O	O	O	O
<b>ENTERTAINMENT</b>						
<b>AM/FM (Cab)</b> AM/FM/stereo/cassette/CD, speakers (4), remote, <b>CB Wire Prep</b> , <b>Radio Antenna</b> roof mount, rubber, <b>Radio Power Switch</b> main/auxiliary battery, <b>Satellite System Ready</b> , <b>TV 24"</b> Color AC stereo w/remote, Video Selection System, cabinet, <b>TV Enhancement Package</b> antenna (amplified), 12-volt DC powerpoints, interior jacks, coax wiring, cable input, splitter	S	S	S	S	S	S
<b>DVD/VCR Stereo Combo</b> w/remote, <sup>9</sup> <b>Entertainment Center (Exterior)</b> w/CD player, DC receptacle, AC duplex receptacle, AM/FM radio, TV jack, radio antenna, speakers (2), lockable compartment, removable TV table, <b>Radios (4)</b> 2-way, charging station, <b>Satellite Dish Antenna</b> RV digital, manual, <b>TV 13"</b> Color DC w/remote, Video Selection System, bedroom, <b>Home Theater Sound System<sup>9</sup></b> amplifier, DVD/VCR combo, receiver, recessed speakers (5), subwoofer	O	O	O	O	O	O
<b>INTERIOR</b>						
<b>Blinds</b> mini (lounge, dinette, galley), <b>Ceiling</b> fabric, <b>Clock</b> , <b>Curtain</b> front wraparound w/track, <b>Lights</b> reading, adjustable halogen (overheads), <b>Lights</b> ceiling, incandescent w/wall switches, <b>Picture</b> , <b>Roof Vent</b> nonpowered lounge, <b>Shades</b> pleated (bedroom), <b>12-Volt Receptacle</b> lounge	S	S	S	S	S	S

# 2005 WINNEBAGO SIGHTSEER® SPECIFICATIONS

Standard - S	Optional - O	27C	29R	30B	33L	34A	35N
<b>Roof Vent</b> powered ventilator fan, lounge, <b>Shades</b> day/night pleated (lounge, dinette, bedroom), <b>Windows</b> dual-glazed/thermo-insulated, flush-mounted		O	O	O	O	O	O
<b>Wainscoting</b> w/chair rail		S		S	S	S	S

## CABINETY

<b>Portsmouth Oak</b>	S	S	S	S	S	S	S
-----------------------	---	---	---	---	---	---	---

## COUNTERTOPS

<b>Laminate</b> w/T-mold edging	S	S	S	S	S	S	S
---------------------------------	---	---	---	---	---	---	---

## FLOOR COVERING

<b>Carpeting</b> w/pad, <b>Vinyl</b> bath & galley, Congoleum	S	S	S	S	S	S	S
---------------------------------------------------------------	---	---	---	---	---	---	---

## FURNITURE

<b>Dinette</b> w/access to storage below	S	S	S	S	S	S	S
<b>Sofa</b> w/storage below, tables (2)	O						
<b>Sofa</b> w/storage below, throw pillow			S	S	S	S	S
<b>Lounge Chair</b> hoop-base, swivel/glider, cabinet w/table, magazine rack							
<b>Lounge Chair</b> hoop-base, swivel/glider	S		S	S	S		

## GALLEY

<b>Faucet</b> single-control, <b>Microwave Oven</b> , <b>Pantry</b> , <b>Range Hood</b> vented w/light & fan, <b>Range</b> 3-burner (one high-output) w/oven, Magic Chef, <b>Refrigerator/Freezer</b> double-door, <b>Sink</b> recessed, molded, double-bowl w/sink cover (countertop material), <b>Wall Border</b>	S	S	S	S	S	S	S
<b>Countertop</b> w/flip-up extension	S	S	S	S			S
<b>Glass Partition</b>		S					
<b>Storage Cabinet</b>						S	

## BATH

<b>Cabinets</b> lavatory, medicine, <b>Faucet</b> (lavatory) dual-control, <b>Faucet</b> (shower) dual-control w/flexible showerhead, <b>Light</b> shower, <b>Roof Vent</b> powered, <b>Shower</b> w/removable clothes rod, <b>Shower Door</b> textured glass, <b>Shower Skylight</b> , <b>Sink</b> , <b>Tissue Holder</b> , <b>Toilet</b> w/foot-pedal flush and sprayer, <b>Towel Rack</b> 3-rod, mounted to door, <b>Wall Border</b>	S	S	S	S	S	S	S
<b>Mirror</b> frameless w/beveled edge	S	S	S				
<b>Towel Bar</b>		S					

## BEDROOM

<b>Bed</b> queen, Serta innerspring, w/underbed storage, <b>Bedspring</b> pillow shams, throw pillow, <b>Lights</b> decorative wall lamps, <b>Nightstand(s)</b> , <b>Picture(s)</b> framed, <b>TV Shelf</b> , <b>Wall Border</b> , <b>Wardrobe Cabinet(s)</b> carpeted shelf, clothes rod	S	S	S	S	S	S	S
<b>Headboard</b>	S		S	S			
<b>Shirt Closet</b>	S		S				
<b>Shirt Closets (2)</b>				S			
<b>Vanity Cabinet</b>		S			S	S	

## EXTERIOR

<b>Awning Rails</b> w/rain gutters, <b>Door</b> entrance w/separate screen door, deadbolt lock, <b>Entrance Door Steps</b> double, electric w/doorjamb switch, <b>Grille</b> aluminum, <b>Light</b> porch w/interior switch, <b>Mirrors</b> manual adjust w/convex, <b>Mudflaps</b> front, <b>Receptacle</b> AC duplex, <b>Sidewall Skin</b> one-piece smooth fiberglass, <b>Storage Compartments</b> valance panels, gas strut, single-paddle latch, lights, trunk liner, TriMark® KeyOne® system	S	S	S	S	S	S	S
----------------------------------------------------------------------------------------------------------------------------------------------------------------------------------------------------------------------------------------------------------------------------------------------------------------------------------------------------------------------------------------------------------------------------------------------------------------------------------------------------	---	---	---	---	---	---	---

- a The height of each model is measured to the top of the tallest standard feature and is based on the curb weight of a typically equipped unit. The actual height of your vehicle may vary by several inches depending on chassis or equipment variations. Please check with your dealer for further information.
- b Sightseer floorplans feature a wide-body design—over 96". In making your purchase decision, you should be aware that some states restrict access on some or all state roads to 96" in body width. Before making your purchase decision, you should confirm the road usage laws in the states of interest to you.
- c The load capacity of your motor home is designated by weight, not by volume, so you cannot necessarily use all available space when loading your motor home.
- d Capacities are based on measurements prior to tank installation. Slight capacity variations can result due to installation applications.

	27C	29R	30B	33L	34A	35N
<b>Awning<sup>a</sup></b> patio	O	O	O	O	O	O
<b>Ladder</b>	O	O	O	O	O	O
<b>Mirrors</b> electric/remote w/defrost	O	O	O	O	O	O
<b>Undercoating</b> Workhorse	O	O	O	O	O	O

## SYSTEMS

<b>Automotive Heater/Air Conditioner, Auxiliary Start Circuit, Batteries (Coach) (2)</b> Group 24 deep-cycle, <b>Battery (Coach)</b> disconnect system, <b>Battery Charge Control</b> automatic dual, <b>Electrical Distribution System</b> AC breakers, DC fuses, 45-amp. converter/charger (33L, 34A & 35N only), <b>ONE PLACE Systems Center</b> wall-mounted, Energy Management Display (33L, 34A & 35N only), battery condition gauge, generator hourmeter gauge, generator start/stop switch, heating & A/C thermostat, holding tank levels, LP tank level, water heater light(s), water heater switch, water pump switch, water tank level, <b>Power Cord</b> 30-amp., <b>Service Center</b> city water hookup/tank diverter fill, drainage valves, <b>QuickPort</b> service connection hatch, cable input, power cord, portable satellite hookup, sewer hose 10', <b>Tank</b> holding, heated compartment, <b>Tank</b> LP, permanent mount w/gauge, <b>TRUELEVEL</b> holding tank monitoring system, <b>Water Heater</b> 6-gallon, electronic ignition, LP gas, <b>Water Pump</b> demand, <b>Water System Winterization Package</b> bypass valve, water heater, <b>Water Tank Fill</b> gravity	S	S	S	S	S	S
<b>Air Conditioner (Roof)</b> 14,800 BTU, ceiling-ducted w/wall thermostat	S	S	S			
<b>Air Conditioners (2) (Roof)</b> high-efficiency, ceiling-ducted w/wall thermostat				S	S	S
<b>Air Conditioner w/Heat Pump (Roof)</b> 14,800 BTU, ceiling-ducted w/wall thermostat	O	O	O			
<b>Air Conditioners w/Heat Pump (2) (Roof)</b> high-efficiency, ceiling-ducted w/wall thermostat				O	O	O
<b>Furnace</b> 30,000 BTU, low-profile, ducted, in-floor	S	S	S			
<b>Furnace</b> 35,000 BTU, low-profile, ducted, in-floor				S		
<b>Furnace</b> 40,000 BTU, low-profile, ducted, in-floor					S	S
<b>Generator</b> 4,000-watt, Onan,® MicroQuiet™ gas	S	S	S			
<b>Generator</b> 5,500-watt, Onan, MarquisGold™ gas				S	S	S
<b>Inverter</b> DC/AC, 300-watt, <b>Wash Station</b> exterior, w/pump switch located in service center, <b>Water Heater</b> 6-gallon, electronic ignition w/motoraid & auxiliary auto heater	O	O	O	O	O	O
<b>POWERLINE®</b> Energy Management System				S	S	S

## SLIDEOUT

<b>Slideout Room</b> bed w/slideroom cover		S				S
<b>Slideout Room</b> galley w/slideroom cover, <a href="#">STORE MORE</a>						S
<b>Slideout Room</b> bed/wardrobe w/slideroom cover						S
<b>Slideout Room</b> sofa/range w/slideroom cover, <a href="#">STORE MORE</a>		S				
<b>Slideout Room</b> sofa/dinette w/slideroom cover, <a href="#">STORE MORE</a>			S	S	S	S
<b>Slideout Room</b> dinette/refrigerator w/slideroom cover, <a href="#">STORE MORE</a>	S					

## SAFETY

<b>Assist Handle</b> exterior, <b>Assist Bar</b> interior, <b>Bumpers</b> front & rear, <b>Child Seat</b> tether anchor, <b>Detectors/Alarms</b> LP leak, smoke, carbon monoxide, <b>Fire Extinguisher</b> 10 B.C., <b>Ground Fault Interrupter</b> , <b>Brake Light</b> center, high-mount, <b>Seat Belts</b> cab, 3-point, <b>Seat Belts</b> lap (in selected areas), <b>Window</b> escape, <b>Windshield</b> laminated safety glass	S	S	S	S	S	S
----------------------------------------------------------------------------------------------------------------------------------------------------------------------------------------------------------------------------------------------------------------------------------------------------------------------------------------------------------------------------------------------------------------------------------------	---	---	---	---	---	---

## WARRANTY<sup>h</sup>

<b>12-month/15,000-mile basic warranty; 36-month/36,000-mile warranty on structure; 10-year limited parts &amp; labor warranty on roof skin<sup>i</sup></b>	S	S	S	S	S	S
-------------------------------------------------------------------------------------------------------------------------------------------------------------	---	---	---	---	---	---

e Capacities shown are tank manufacturer's listed water capacity (W.C.). Actual filled LP capacity is 80% of listing due to overfilling prevention device on tank.

f Actual towing capacity is dependent on your particular loading and towing circumstances, which includes the GVWR, GAWR and GCWR, as well as adequate trailer brakes. Please refer to the Operator's Manual of your vehicle for further towing information.

g Not all items available in combination. See dealer for details.

h See separate chassis warranty details provided in owner's manual.

i See your dealer for complete warranty information.

Winnebago Industries' continuing program of product improvement makes specifications, equipment, model availability and prices subject to change without notice. Comparisons to other motor homes are based on the most recent information available.