

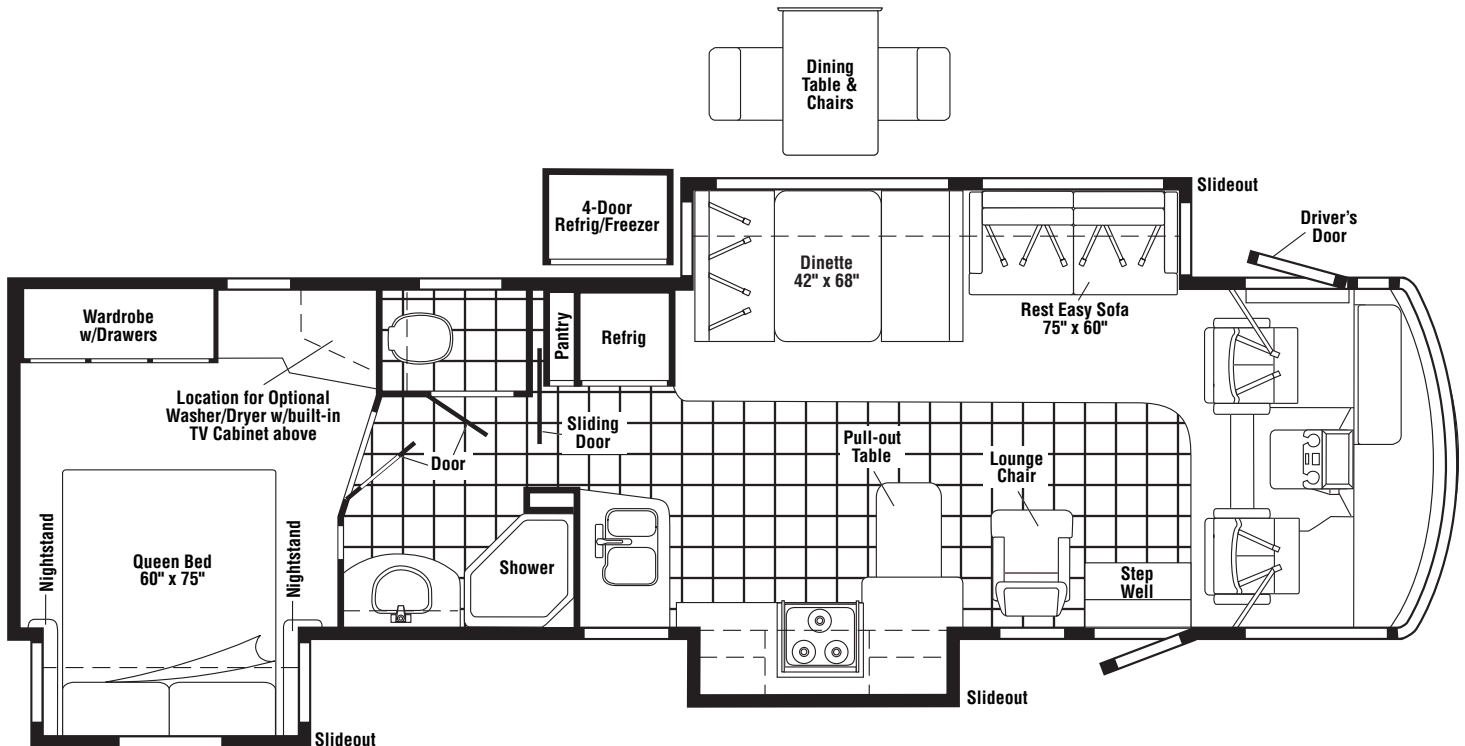
# 2005 ADVENTURER WPG35A G-SERIES

**PORTSMOUTH OAK**  
 S64 OYSTER BAY - BEIGE  
 S68 ISLAND MOSS - GREEN  
 S72 LOGANBROOK - BLUE  
**CONCERT CHERRY**  
 S65 OYSTER BAY - BEIGE  
 S69 ISLAND MOSS - GREEN  
 S73 LOGANBROOK - BLUE  
**WASHED MAPLE**  
 S66 OYSTER BAY - BEIGE  
 S70 ISLAND MOSS - GREEN  
 S74 LOGANBROOK - BLUE  
**SIERRA MAPLE**  
 S67 OYSTER BAY - BEIGE  
 S71 ISLAND MOSS - GREEN  
 S75 LOGANBROOK - BLUE

**STAINLESS STEEL PACKAGE**  
**PORTSMOUTH OAK**  
 SK0 OYSTER BAY - BEIGE  
 SK4 ISLAND MOSS - GREEN  
 SL0 LOGANBROOK - BLUE  
**CONCERT CHERRY**  
 SK1 OYSTER BAY - BEIGE  
 SK5 ISLAND MOSS - GREEN  
 SL1 LOGANBROOK - BLUE  
**WASHED MAPLE**  
 SK2 OYSTER BAY - BEIGE  
 SK6 ISLAND MOSS - GREEN  
 SL2 LOGANBROOK - BLUE  
**SIERRA MAPLE**  
 SK3 OYSTER BAY - BEIGE  
 SK7 ISLAND MOSS - GREEN  
 SL3 LOGANBROOK - BLUE

## DASH ACCENT COLORS

S64, S65, S66, S67, S68, S69, S70, S71, SK0, SK1, SK2, SK3, SK4, SK5, SK6, SK7 - CASHMERE  
 S72, S73, S74, S75, SL0, SL1, SL2, SL3 - RIVERSTONE



**FLOORPLAN**

# CONTENTS

<b>FLOORPLAN</b> .....	<b>1</b>
<b>ACCESSORIES GROUP</b> .....	<b>7</b>
OPERATORS MANUAL .....	7
<b>AUDIO VIDEO GROUP</b> .....	<b>8</b>
RADIO SYSTEM .....	8
REAR MONITOR .....	8
<b>CABINET &amp; APPLIANCE GROUP</b> .....	<b>9</b>
CABINET & APPLIANCE LAYOUT .....	9
COMPONENT PARTS FOR CABINET & APPLIANCE LAYOUT .....	30
119267-10-01A .....	30
119267-10-02A .....	30
119267-12-01A .....	30
119267-12-02A .....	30
119267-13-01A .....	30
120075-16-01A, 120075-17-01A, 120075-18-01A, 120075-19-01A, 120075-21-01A, 122075-22-01A .....	31
121569-05-01A, 121569-06-01A, 121569-07-01A .....	37
125242-02-01A .....	42
125242-03-01A .....	42
126022-01-01A, 126022-02-01A, 126022-03-01A .....	52
135065-03-01A, 135065-03-03A, 135065-04-01A .....	53
151277-03-01A, 151279-01-01A, 151279-02-01A/02A, 151279-03-01A .....	57
<b>CHASSIS GROUP</b> .....	<b>59</b>
FRAME .....	59
132643-11-01A .....	60
COMPONENT PARTS FOR FRAME .....	60
FRONT END .....	61
DRIVETRAIN .....	67
EXHAUST .....	68
FUEL .....	73
HYDRAULIC LEVELING .....	76
COMPONENT PARTS FOR HYDRAULIC LEVELING .....	77
144226-32-000 .....	77
144226-34-000 .....	77
144226-37-000 .....	77
144226-40-000 .....	77
WHEEL, TIRE, COVERS &/OR LINERS .....	78
COMPONENT PARTS FOR WHEEL, TIRE, COVERS &/OR LINERS .....	78
110435-20-000 .....	78
145580-02-000 .....	78
145580-03-000 .....	78
150723-01-000 .....	78
BRAKE .....	79
BRAKELINE .....	79
<b>CURTAIN &amp; CUSHION GROUP</b> .....	<b>80</b>
NOTICE .....	80
CUSHION LAYOUT .....	81
BUCKET SEAT .....	83
COMPONENT PARTS FOR BUCKET SEATS .....	84
122611-02-000 .....	84
LOUNGE CHAIR .....	85
SOFA .....	86
COMPONENT PARTS FOR SOFA .....	89
136534-13-000, 136534-15-000, 136534-28-000, 136534-29-000 .....	89
136534-07-000, 136534-17-000 .....	89
148226-01-000, 148226-02-000, 148226-03-000 .....	90
WINDOW TREATMENT .....	90
HARDWARE .....	92
ACCESSORIES .....	93
FABRICS .....	94

# CONTENTS (CONTINUED)

<b>DRIVERS COMPARTMENT GROUP</b> .....	<b>96</b>
DASH .....	96
MOTOR COVER .....	98
BEVERAGE TRAY .....	100
FRONT INTERIOR .....	101
COMPONENT PARTS FOR FRONT INTERIOR .....	105
091990-08-01A .....	105
CABINETS .....	106
<b>ELECTRICAL GROUP</b> .....	<b>112</b>
110V BODY WIRING .....	112
12V BODY WIRING .....	114
EXTERIOR LAMPS .....	120
FRONT END .....	122
GPS .....	124
FRONT TV/VCR .....	125
SIDE TV/VCR .....	126
COMPONENT PARTS FOR WIRING .....	129
076319-23-000 .....	129
076319-25-000 .....	129
086280-01-000 .....	130
087694-01-000 .....	130
091937-08-000 .....	130
091937-09-000 .....	130
093575-23-03A .....	130
097917-01-06A .....	130
105620-15-000 .....	130
108354-01-01A .....	130
113589-01-000 .....	130
113589-02-000 .....	130
115504-01-000 .....	130
121935-01-01A .....	130
123775-01-01A .....	130
123775-01-02A .....	130
133004-02-01A .....	131
133004-05-01A .....	131
133068-01-000 .....	132
136119-01-000 .....	132
137135-02-000 .....	133
137417-01-01A, 137417-03-01A .....	134
137417-02-01A .....	134
137417-05-01A .....	134
137417-06-01A .....	134
141454-03-01A .....	134
142115-01-000, 142115-02-000 .....	135
144377-01-000 .....	135
146298-01-000 .....	135
146298-02-000 .....	135
146299-01-000 .....	135
146299-02-000 .....	135
146396-02-000 & 146396-03-000 .....	135
148113-01-000, 148113-03-000 .....	135
148158-01-000 .....	135
148231-01-000 .....	135
149040-02-000 .....	135
149049-01-000, 149049-02-000 .....	135
CIRCUIT BREAKERS, FUSES & RELAYS .....	136
CONVERTER, INVERTER, LOAD CENTERS .....	136
BOXES & CORDS .....	137
WIRE ASSEMBLIES .....	138
CONNECTORS & CONDUIT .....	139
CHASSIS .....	141

## CONTENTS (CONTINUED)

<b>EXTERIOR BODY GROUP .....</b>	<b>142</b>
GRAPHICS & PAINT .....	142
PANELS & TRIMS .....	146
COMPONENT PARTS FOR PANELS & TRIMS .....	150
142721-01-01A, 142721-02-01A .....	150
FRONT END .....	151
LADDER .....	152
STRUCTURAL COMPONENTS .....	152
AWNINGS .....	153
COMPONENT PARTS FOR AWNINGS .....	154
113874-01-02A .....	154
<b>EXTERIOR DOORS &amp; COMPARTMENTS GROUP .....</b>	<b>155</b>
DOOR & COMPARTMENT LAYOUT .....	155
COMPONENT PARTS FOR DOOR & COMPARTMENT LAYOUT .....	160
084103-08-000 .....	160
110506-A1-000, 110506-A2-000, 110506-26-000, 110506-27-000 .....	160
142226-02-01A .....	160
143709-01-01A .....	160
COMPARTMENT DOOR PIECE PARTS .....	161
DRIVERS .....	165
COMPONENT PARTS FOR DRIVERS .....	167
125581-09-01A .....	167
ENTRY .....	169
SCREEN .....	170
LATCH - ENTRY .....	171
<b>EXTERIOR SLIDEOUT GROUP .....</b>	<b>172</b>
FRONT LEFT .....	172
COMPONENT PARTS FOR FRONT LEFT .....	176
100536-58-000 .....	176
143625-01-000 .....	176
143625-03-000 .....	176
FRONT RIGHT .....	177
COMPONENT PARTS FOR FRONT RIGHT .....	179
100536-42-000 .....	179
143394-01-000 .....	179
RIGHT REAR .....	180
COMPONENT PARTS FOR RIGHT REAR .....	184
100536-59-000 .....	184
137390-01-000 .....	184
<b>GENERATOR GROUP .....</b>	<b>185</b>
GAS .....	185
<b>HEATING &amp; A/C GROUP .....</b>	<b>186</b>
AUTOMOTIVE .....	186
COMPONENT PARTS FOR AUTOMOTIVE .....	188
103930-44-000 .....	188
103930-45-000 .....	188
103930-46-000 .....	188
103930-47-000 .....	188
103930-49-000 .....	188
103930-55-000 .....	190
FURNACE .....	191
COMPONENT PARTS FOR FURNACE .....	192
143563-01-000 .....	192
143563-02-000 .....	194
REAR HEATER .....	195
CENTRAL .....	196
COMPONENT PARTS FOR CENTRAL .....	197
105620-12-000 .....	197



## CONTENTS (CONTINUED)

<b>INTERIOR FINISH GROUP</b> .....	<b>199</b>
MOLDINGS & TRIMS .....	199
PANELING & LAMINATES .....	210
INTERIOR TRIM LAYOUT .....	211
COMPONENT PARTS FOR INTERIOR TRIM LAYOUT .....	212
094499-02-000 .....	212
139047-01-01A/02A, 139047-02-01A/02A, 139049-03-01A/02A/03A, 139047-04-02A/03A, 139047-05-01A .....	213
139047-01-05A, 139047-03-04A & 139047-05-02A .....	214
FLOOR COVERINGS .....	215
HARDWARE .....	215
<b>LABELS GROUP</b> .....	<b>222</b>
<b>LP GROUP</b> .....	<b>227</b>
LP SYSTEM .....	227
COMPONENT PARTS FOR LP SYSTEM .....	227
144116-01-000 .....	227
<b>SEALANTS &amp; FASTENERS GROUP</b> .....	<b>228</b>
SEALANTS & ADHESIVES .....	228
BOLTS, NUTS AND WASHERS .....	229
SCREWS .....	231
CLAMPS, CLIPS, GROMMETS, RIVETS & PLUGS .....	234
MISCELLANEOUS FASTENERS .....	235
<b>WATER &amp; SEWAGE GROUP</b> .....	<b>237</b>
DRAINAGE SYSTEM .....	237
COMPONENT PARTS FOR DRAINAGE SYSTEM .....	241
136729-01-01A .....	241
WATER SYSTEM .....	242
COMPONENT PARTS FOR WATER SYSTEM .....	249
075241-04-000, 075241-05-000, 075241-06-000 .....	249
098607-01-000 .....	249
103635-01-000 .....	249
125420-01-02A, 125420-01-03A, 125420-03-03A, 125420-04-03A .....	249
128997-01-01A, 128997-01-02A .....	249
129390-03-01A .....	249
144215-01-000 .....	249
144215-02-000 .....	250
144596-01-01A .....	250
144596-02-01A, 144596-03-01A .....	250
145541-01-000 .....	250
<b>WINDOW &amp; VENTS GROUP</b> .....	<b>251</b>
WINDOW & VENT LAYOUT .....	251
COMPONENT PARTS FOR WINDOW & VENT LAYOUT .....	252
123780-09-01A .....	252
123780-10-01A .....	253
150648-01-01A .....	254
150648-07-01A .....	254
150648-09-01A .....	254
150649-04-01A .....	254
150649-07-01A .....	254
150649-09-01A .....	254
150649-10-01A .....	254
150651-01-01A .....	254
151072-01-01A .....	254
151073-01-01A .....	254
<b>WINDSHIELD &amp; WIPER GROUP</b> .....	<b>255</b>
WINDSHIELD .....	255
WIPER .....	256
COMPONENT PARTS FOR WIPER .....	256
149401-01-000 .....	256
149402-01-000, 149402-02-000, 149402-03-000, 149402-04-000 .....	256

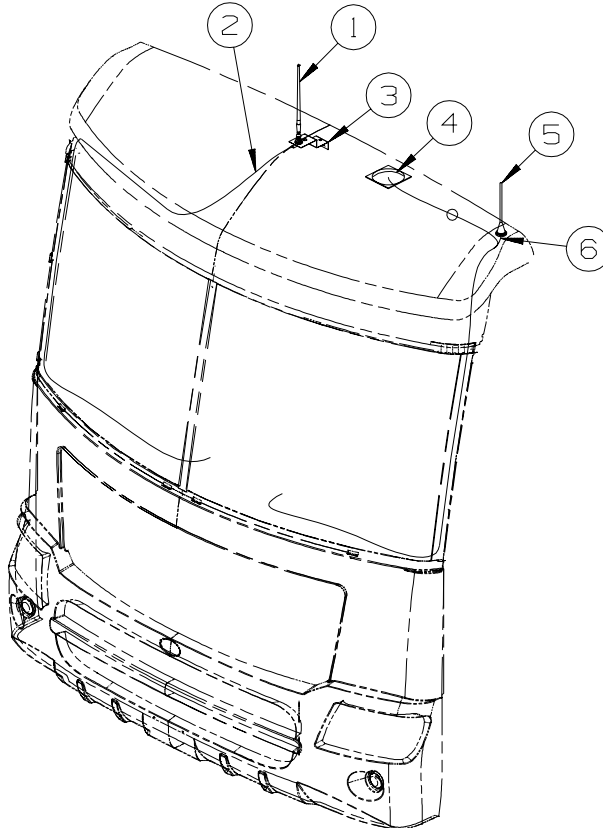
## CONTENTS (CONTINUED)

**ACCESSORIES GROUP**  
**OPERATORS MANUAL**

<b>KEY</b>	<b>PART NUMBER</b>	<b>U/M</b>	<b>DESCRIPTION</b>
	148699-01-000	DW	TOP LEVEL-G,2005
	129079-01-01A	EA	CASE - VINYL/BLACK-EXPANDABLE ACCORDION SIDES-7"WX9"HX14"L
	129079-04-01A	EA	CASE - VINYL/BLK-EXPANDABLE ACCORDION SIDES-11"WX9"HX14"L
	132000-06-005	EA	MANUAL/OWNER - ADVENTURER - 2005

## AUDIO VIDEO GROUP RADIO SYSTEM

KEY	PART NUMBER	U/M	DESCRIPTION
	135420-07-000	EA	MOUNTING KIT - RADIO - A-BODY
	135420-09-000	EA	RADIO-AM/FM/CASS/CD COMBO-AUX/CD CHANGER INPUT-REMOTE COMP FROM: 00-00-00 THRU: 05-02-04
	135420-13-000	EA	RADIO-AM/FM/CASS/CD COMBO-AUX/CD CHANGER INPUT-IR REMOTE FROM: 05-03-04 THRU: 99-99-99
	135420-10-000	EA	REMOTE CONTROL/RADIO (CREDIT CARD SIZE)
	135420-11-000	EA	REMOTE CONTROL/RADIO (STEERING WHEEL MOUNT) FROM: 05-05-04 THRU: 99-99-99
	135420-12-000	EA	REMOTE CONTROL/RADIO(STEERING WHEEL MT W/BUTTON CD CHANGER - <b>CD CHANGER</b> ) FROM: 05-05-04 THRU: 99-99-99
	135420-14-000	EA	RECEIVER - INFRARED FROM: 05-03-04 THRU: 99-99-99
	148134-01-000	EA	CHANGER - COMPACT DISC - SANYO EAX-510



KEY	PART NUMBER	U/M	DESCRIPTION
1	090944-02-000	EA	ANTENNA - RADIO - 16" RUBBER - W/O LEAD WIRE
2	090944-03-000	EA	CABLE - ANTENNA
3	115916-01-01B	EA	BRACKET - ANTENNA MOUNT
4	147190-01-000	EA	ANTENNA/SATELLITE-RADIO/SIRIUS-W/GRD PLANE PLATE/6" LEAD FROM: 00-00-00 THRU: 09-03-04
4	152780-01-000	EA	ANTENNA/SATELLITE - RADIO/SIRIUS FROM: 09-04-04 THRU: 99-99-99
5	123256-01-000	EA	ANTENNA - CB - W/O CABLE
6	123256-02-000	EA	CABLE - CB - COAX

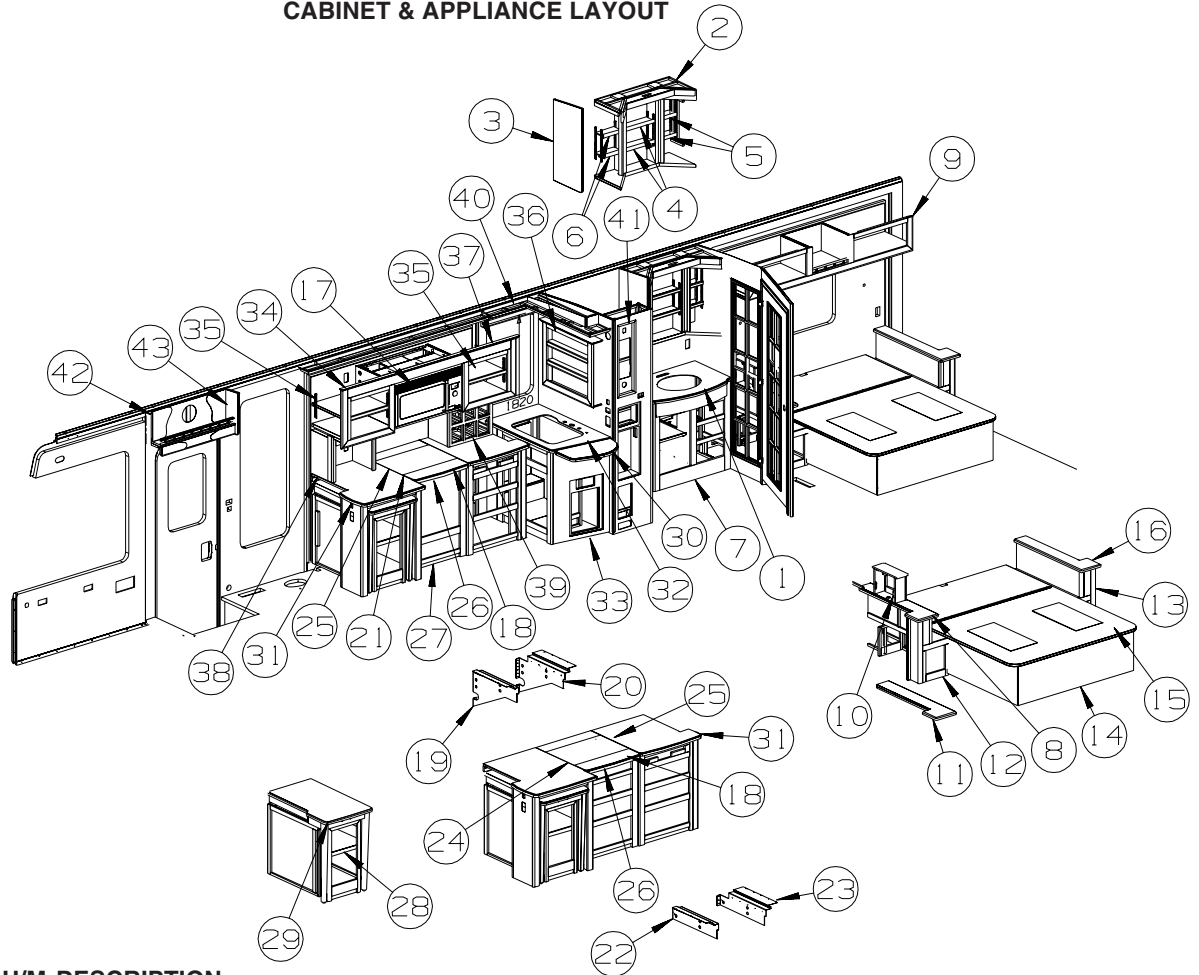
### REAR MONITOR

KEY	PART NUMBER	U/M	DESCRIPTION
	143363-05-000	EA	CAMERA - REAR - COLOR W/BRACKET - SONY VCB-MH3
	143363-03-000	EA	CABLE - MONITOR/CAMERA - COLOR - SONY VCB-MHC20
	143363-01-000	EA	MONITOR/REAR - COLOR - W/BRACKET - SONY VCB-MH1
	137919-02-01A	EA	SHROUD - CAMERA - OUTER - BRIGHT WHITE

**SEE 12V BODY WIRING IN THE ELECTRICAL GROUP FOR LOCATION OF OTHER  
AUDIO VIDEO COMPONENTS**

# CABINET & APPLIANCE GROUP

## CABINET & APPLIANCE LAYOUT



KEY	PART NUMBER	U/M	DESCRIPTION
1	149105-15-02A	EA	COUNTERTOP - 1/4" VENDURA - ALMONDINE
2	151016-01-S64	EA	CABINET - MEDICINE - W/O DOORS/HDW - PORTSMOUTH OAK
2	151016-01-S65	EA	CABINET - MEDICINE - W/O DOORS/HDW - CONCERT CHERRY
2	151016-01-S66	EA	CABINET - MEDICINE - W/O DOORS/HDW - WASHED MAPLE
2	151016-01-S67	EA	CABINET - MEDICINE - W/O DOORS/HDW - SIERRA MAPLE
3	145517-25-S64	EA	END CAP - OVERHEAD CABINET - PORTSMOUTH OAK
3	145517-25-S65	EA	END CAP - OVERHEAD CABINET - CONCERT CHERRY
3	145517-25-S66	EA	END CAP - OVERHEAD CABINET - WASHED MAPLE
3	145517-25-S67	EA	END CAP - OVERHEAD CABINET - SIERRA MAPLE
4	151016-30-S64	EA	SHELF - CABINET - MEDICINE - PORTSMOUTH OAK
4	151016-30-S65	EA	SHELF - CABINET - MEDICINE - CONCERT CHERRY
4	151016-30-S66	EA	SHELF - CABINET - MEDICINE - WASHED MAPLE
4	151016-30-S67	EA	SHELF - CABINET - MEDICINE - SIERRA MAPLE
5	151016-32-S64	EA	SHELF - CABINET - MEDICINE - PORTSMOUTH OAK
5	151016-32-S65	EA	SHELF - CABINET - MEDICINE - CONCERT CHERRY
5	151016-32-S66	EA	SHELF - CABINET - MEDICINE - WASHED MAPLE
5	151016-32-S67	EA	SHELF - CABINET - MEDICINE - SIERRA MAPLE
6	151016-34-S64	EA	SHELF - CABINET - MEDICINE - PORTSMOUTH OAK
6	151016-34-S65	EA	SHELF - CABINET - MEDICINE - CONCERT CHERRY
6	151016-34-S66	EA	SHELF - CABINET - MEDICINE - WASHED MAPLE
6	151016-34-S67	EA	SHELF - CABINET - MEDICINE - SIERRA MAPLE
7	P50596-01-S64	EA	CABINET - LAVATORY - W/O COUNTERTOP/DOORS/DRAWERS/HARDWARE - PORTSMOUTH OAK
7	P50596-01-S65	EA	CABINET - LAVATORY - W/O COUNTERTOP/DOORS/DRAWERS/HARDWARE - CONCERT CHERRY
7	P50596-01-S66	EA	CABINET - LAVATORY - W/O COUNTERTOP/DOORS/DRAWERS/HARDWARE - WASHED MAPLE
7	P50596-01-S67	EA	CABINET - LAVATORY - W/O COUNTERTOP/DOORS/DRAWERS/HARDWARE - SIERRA MAPLE
8	145182-08-S64	EA	COUNTERTOP - LAMINATED - EGGHELL/PORTSMOUTH OAK (S64, SK0) - REAR STEREO
8	145182-08-S65	EA	COUNTERTOP - LAMINATED - EGGHELL/CHERRY (S65, SK1) - REAR STEREO
8	145182-08-S66	EA	COUNTERTOP - LAMINATED - EGGHELL/WASHED MAPLE (S66, SK2) - REAR STEREO
8	145182-08-S67	EA	COUNTERTOP - LAMINATED - EGGHELL/SIERRA MAPLE (S67, SK3) - REAR STEREO
8	145182-08-S68	EA	COUNTERTOP - LAMINATED - ROCKY MT HIGH/PORTSMOUTH OAK (S68, SK4) - REAR STEREO
8	145182-08-S69	EA	COUNTERTOP - LAMINATED - ROCKY MT HIGH/CHERRY (S69, SK5) - REAR STEREO
8	145182-08-S70	EA	COUNTERTOP - LAMINATED - ROCKY MT HIGH/WASHED MAPLE (S70, SK6) - REAR STEREO

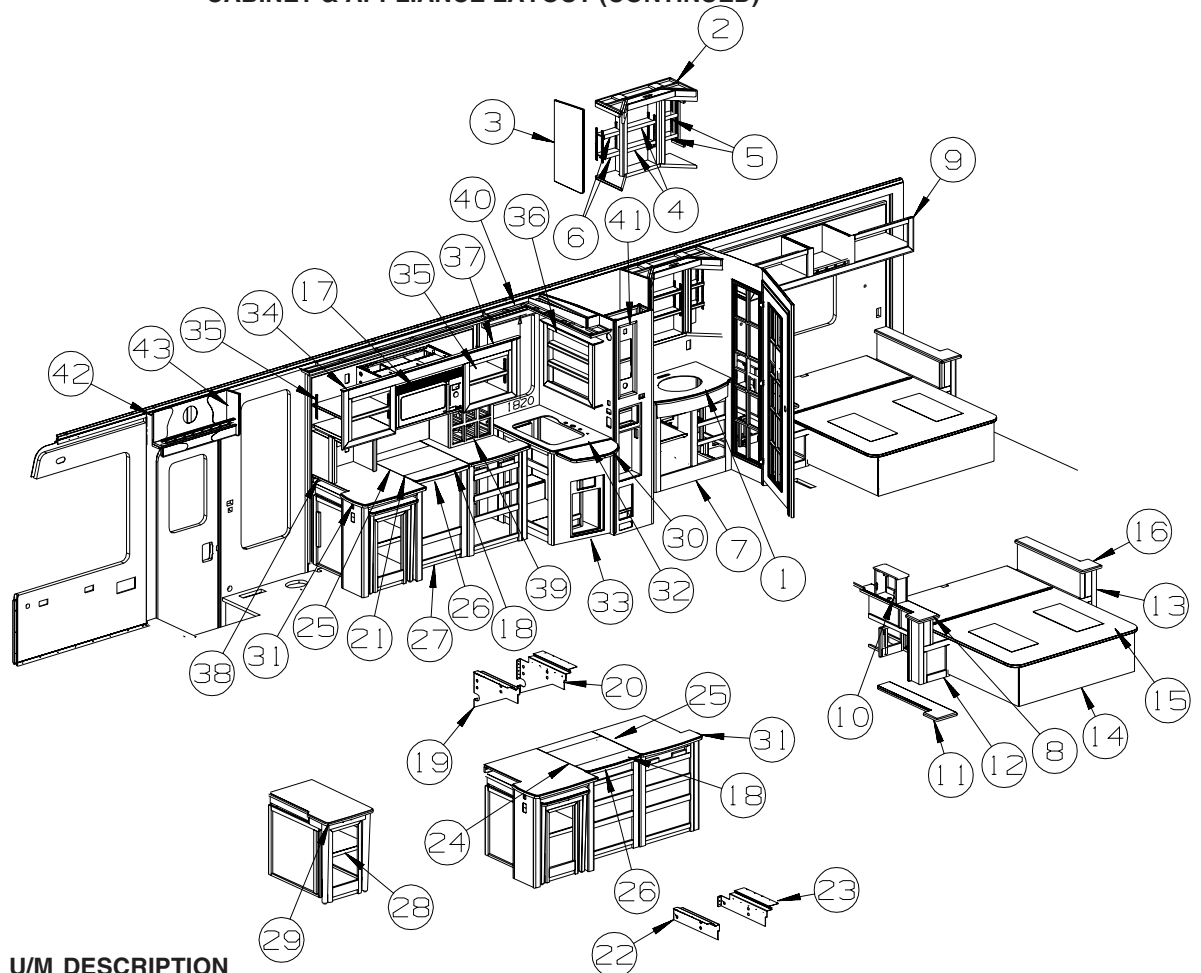
**CABINET & APPLIANCE GROUP (CONTINUED)**  
**CABINET & APPLIANCE LAYOUT (CONTINUED)**

KEY	PART NUMBER	U/M	DESCRIPTION
8	145182-08-S71	EA	COUNTERTOP - LAMINATED - ROCKY MT HIGH/SIERRA MAPLE (S71, SK7) - REAR STEREO
8	145182-08-S72	EA	COUNTERTOP - LAMINATED - GRAY TRANQUILITY/PORTSMOUTH OAK (S72, SL0) - REAR STEREO
8	145182-08-S73	EA	COUNTERTOP - LAMINATED - GRAY TRANQUILITY/CHERRY (S73, SL1) - REAR STEREO
8	145182-08-S74	EA	COUNTERTOP - LAMINATED - GRAY TRANQUILITY/WASHED MAPLE (S74, SL2) - REAR STEREO
8	145182-08-S75	EA	COUNTERTOP - LAMINATED - GRAY TRANQUILITY/SIERRA MAPLE (S75, SL3) - REAR STEREO
9	149264-01-S64	EA	CABINET - OVERHEAD/REAR - RIGHT HAND - W/O DOORS/HARDWARE - PORTSMOUTH OAK
9	149264-01-S65	EA	CABINET - OVERHEAD/REAR - RIGHT HAND - W/O DOORS/HARDWARE - CONCERT CHERRY
9	149264-01-S66	EA	CABINET - OVERHEAD/REAR - RIGHT HAND - W/O DOORS/HARDWARE - WASHED MAPLE
9	149264-01-S67	EA	CABINET - OVERHEAD/REAR - RIGHT HAND - W/O DOORS/HARDWARE - SIERRA MAPLE
9	149264-02-S64	EA	CABINET - OVERHEAD/REAR - RIGHT HAND - W/O DOORS/HARDWARE - PORTSMOUTH OAK
9	149264-02-S65	EA	CABINET - OVERHEAD/REAR - RIGHT HAND - W/O DOORS/HARDWARE - CONCERT CHERRY
9	149264-02-S66	EA	CABINET - OVERHEAD/REAR - RIGHT HAND - W/O DOORS/HARDWARE - WASHED MAPLE
9	149264-02-S67	EA	CABINET - OVERHEAD/REAR - RIGHT HAND - W/O DOORS/HARDWARE - SIERRA MAPLE
10	149474-01-S64	EA	CABINET - RADIO - PORTSMOUTH OAK
10	149474-01-S65	EA	CABINET - RADIO - CONCERT CHERRY
10	149474-01-S66	EA	CABINET - RADIO - WASHED MAPLE
10	149474-01-S67	EA	CABINET - RADIO - SIERRA MAPLE
11	145182-01-S64	EA	COUNTERTOP - LAMINATED - EGGHELL/PORTSMOUTH OAK (S64, SK0)
11	145182-01-S65	EA	COUNTERTOP - LAMINATED - EGGHELL/CHERRY (S65, SK1)
11	145182-01-S66	EA	COUNTERTOP - LAMINATED - EGGHELL/WASHED MAPLE (S66, SK2)
11	145182-01-S67	EA	COUNTERTOP - LAMINATED - EGGHELL/SIERRA MAPLE (S67, SK3)
11	145182-01-R38	EA	COUNTERTOP - LAMINATED - ROCKY MT HIGH/PORTSMOUTH OAK (S68, SK4)
11	145182-01-R39	EA	COUNTERTOP - LAMINATED - ROCKY MT HIGH/CHERRY (S69, SK5)
11	145182-01-S70	EA	COUNTERTOP - LAMINATED - ROCKY MT HIGH/WASHED MAPLE (S70, SK6)
11	145182-01-S71	EA	COUNTERTOP - LAMINATED - ROCKY MT HIGH/SIERRA MAPLE (S71, SK7)
11	145182-01-R42	EA	COUNTERTOP - LAMINATED - GRAY TRANQUILITY/PORTSMOUTH OAK (S72, SL0)
11	145182-01-R43	EA	COUNTERTOP - LAMINATED - GRAY TRANQUILITY/CHERRY (S73, SL1)
11	145182-01-S74	EA	COUNTERTOP - LAMINATED - GRAY TRANQUILITY/WASHED MAPLE (S74, SL2)
11	145182-01-S75	EA	COUNTERTOP - LAMINATED - GRAY TRANQUILITY/SIERRA MAPLE (S75, SL3)
12	136885-03-N42	EA	CABINET - NIGHTSTAND/LH - W/O CTRTP/DOOR/DWR/HDW - PORTSMOUTH OAK
12	136885-03-N52	EA	CABINET - NIGHTSTAND/LH - W/O CTRTP/DOOR/DWR/HDW - CONCERT CHERRY
12	136885-03-RW4	EA	CABINET - NIGHTSTAND/LH - W/O CTRTP/DOOR/DWR/HDW - WASHED MAPLE
12	136885-03-S67	EA	CABINET - NIGHTSTAND/LH - W/O CTRTP/DOOR/DWR/HDW - SIERRA MAPLE
13	136885-04-N47	EA	CABINET - NIGHTSTAND/RH - W/O CTRTP/DOOR/DWR/HDW - PORTSMOUTH OAK
13	136885-04-N52	EA	CABINET - NIGHTSTAND/RH - W/O CTRTP/DOOR/DWR/HDW - CONCERT CHERRY
13	136885-04-RW4	EA	CABINET - NIGHTSTAND/RH - W/O CTRTP/DOOR/DWR/HDW - WASHED MAPLE
13	136885-04-S67	EA	CABINET - NIGHTSTAND/RH - W/O CTRTP/DOOR/DWR/HDW - SIERRA MAPLE
14	137388-01-P37	EA	CABINET/BASE - W/O DOOR/DRAWER/HDW - F/QUEEN BED - PORTSMOUTH OAK
14	137388-01-P46	EA	CABINET/BASE - W/O DOOR/DRAWER/HDW - F/QUEEN BED - CONCERT CHERRY
14	137388-01-RW4	EA	CABINET/BASE - W/O DOOR/DRAWER/HDW - F/QUEEN BED - WASHED MAPLE
14	137388-01-S67	EA	CABINET/BASE - W/O DOOR/DRAWER/HDW - F/QUEEN BED - SIERRA MAPLE
15	137406-01-N42	EA	BEDBOARD - W/HINGE/T-MOLDING/SLIPNOT - FLIP-UP
16	145182-02-S64	EA	COUNTERTOP - LAMINATED - EGGHELL/PORTSMOUTH OAK (S64, SK0)
16	145182-02-S65	EA	COUNTERTOP - LAMINATED - EGGHELL/CHERRY (S65, SK1)
16	145182-02-S66	EA	COUNTERTOP - LAMINATED - EGGHELL/WASHED MAPLE (S66, SK2)
16	145182-02-S67	EA	COUNTERTOP - LAMINATED - EGGHELL/SIERRA MAPLE (S67, SK3)
16	145182-02-R38	EA	COUNTERTOP - LAMINATED - ROCKY MT HIGH/PORTSMOUTH OAK (S68, SK4)
16	145182-02-R39	EA	COUNTERTOP - LAMINATED - ROCKY MT HIGH/CHERRY (S69, SK5)
16	145182-02-R46	EA	COUNTERTOP - LAMINATED - ROCKY MT HIGH/WASHED MAPLE (S70, SK6)
16	145182-02-S71	EA	COUNTERTOP - LAMINATED - ROCKY MT HIGH/SIERRA MAPLE (S71, SK7)
16	145182-02-R42	EA	COUNTERTOP - LAMINATED - GRAY TRANQUILITY/PORTSMOUTH OAK (S72, SL0)
16	145182-02-R43	EA	COUNTERTOP - LAMINATED - GRAY TRANQUILITY/CHERRY (S73, SL1)
16	145182-02-R52	EA	COUNTERTOP - LAMINATED - GRAY TRANQUILITY/WASHED MAPLE (S74, SL2)
16	145182-02-S75	EA	COUNTERTOP - LAMINATED - GRAY TRANQUILITY/SIERRA MAPLE (S75, SL3)
17*	119267-10-01A	EA	OVEN - MICROWAVE W/HOOD US - #R-1500
17*	119267-10-02A	EA	OVEN - MICROWAVE W/HOOD US - #R-15014 - STAINLESS STEEL PKG
17*	119267-12-01A	EA	OVEN - MICROWAVE W/HOOD US - #R-1875 - CONVECTION
17*	119267-12-02A	EA	OVEN - MICROWAVE W/HOOD US - #R-1874 - CONVECTION/STAINLESS STEEL PKG
17*	119267-13-01A	EA	OVEN - MICROWAVE W/HOOD CSA - #R-1875A - CONVECTION/CANADIAN
	119267-14-000	EA	VENT - KIT - F/1510 - OVEN W/FAN
18*	126022-01-01A	EA	COVER - RANGE/BI-FOLD - 16" & 22" - BLACK TEXTURED
19	136382-17-04B	EA	BRACKET/TIEDOWN - OVEN - FRONT - BLACK
20	136382-18-04B	EA	BRACKET - TIEDOWN/OVEN - REAR - BLACK - BACK



## CABINET & APPLIANCE GROUP (CONTINUED)

### CABINET & APPLIANCE LAYOUT (CONTINUED)



KEY	PART NUMBER	U/M	DESCRIPTION
21*	151279-02-01A	EA	RANGE-22"-3 BURNER/SEALED-MERCURY FREE-BLK DOOR/GLASS
21*	151279-03-01A	EA	RANGE-3 BRNR/SEALED-MERCURY FREE-BLK DR/GLASS-CSA - <b>CANADIAN</b>
	109506-12-000	EA	FILM/ABRASION-RESISTANT - TRANSPARENT - 1" DIA.
22	106936-45-04B	EA	BRACKET - STOVE TIEDOWN/FRONT - BLACK - <b>RANGE TOP 3-BURNER</b>
23	106936-46-04B	EA	BRACKET - STOVE TIEDOWN/REAR - BLACK - <b>RANGE TOP 3-BURNER</b>
24*	135065-03-01A	EA	RANGE - 3 BURNER (SEALED) - BLACK TOP - W/O OVEN - BLACK TOP - <b>RANGE TOP 3-BURNER</b>
24*	135065-03-03A	EA	RANGE - 3 BURNER (SEALED)-TOP-STAINLESS - <b>RANGE TOP 3-BURNER/STAINLESS STEEL PKG</b>
24*	135065-04-01A	EA	RANGE - 3 BURNER (SEALED) - TOP - <b>RANGE TOP 3-BURNER/CANADIAN</b>
25	130816-06-03A	EA	COUNTERTOP/STOVE TOP - 1/4" VENDURA - ALMONDINE
26	149094-01-02A	EA	COVER/STOVE TOP - 1/2" VENDURA - ALMONDINE
26	149094-04-02A	EA	COVER/STOVE TOP - 1/2" VENDURA - ALMONDINE
27	P50592-01-S64	EA	CABINET - GALLEY - W/O COUNTERTOP/DOORS/DRAWERS/HDW - PORTSMOUTH OAK
27	P50592-01-S65	EA	CABINET - GALLEY - W/O COUNTERTOP/DOORS/DRAWERS/HDW - CONCERT CHERRY
27	P50592-01-S66	EA	CABINET - GALLEY - W/O COUNTERTOP/DOORS/DRAWERS/HDW - WASHED MAPLE
27	P50592-01-S67	EA	CABINET - GALLEY - W/O COUNTERTOP/DOORS/DRAWERS/HDW - SIERRA MAPLE
27	P50592-01-SK0	EA	CABINET - GALLEY - W/O CNTRTP/DRS/DWRS/HDW - PORTSMOUTH OAK - <b>STAINLESS STEEL PKG</b>
27	P50592-01-SK1	EA	CABINET - GALLEY - W/O CNTRTP/DRS/DWRS/HDW - CONCERT CHERRY - <b>STAINLESS STEEL PKG</b>
27	P50592-01-SK2	EA	CABINET - GALLEY - W/O CNTRTP/DRS/DWRS/HDW - WASHED MAPLE - <b>STAINLESS STEEL PKG</b>
27	P50592-01-SK3	EA	CABINET - GALLEY - W/O CNTRTP/DRS/DWRS/HDW - SIERRA MAPLE - <b>STAINLESS STEEL PKG</b>
27	P50592-02-S64	EA	CABINET - GALLEY - W/O COUNTERTOP/DOORS/DRAWERS/HDW - PORTSMOUTH OAK - <b>RANGE TOP</b>
27	P50592-02-S65	EA	CABINET - GALLEY - W/O COUNTERTOP/DOORS/DRAWERS/HDW - CONCERT CHERRY - <b>RANGE TOP</b>
27	P50592-02-S66	EA	CABINET - GALLEY - W/O COUNTERTOP/DOORS/DRAWERS/HDW - WASHED MAPLE - <b>RANGE TOP</b>
27	P50592-02-S67	EA	CABINET - GALLEY - W/O COUNTERTOP/DOORS/DRAWERS/HDW - SIERRA MAPLE - <b>RANGE TOP</b>
27	P50592-02-SK0	EA	CABINET - W/O CNTRTP/DRS/DWRS/HDW - PORTSMOUTH OAK - <b>RANGE TOP/STAINLESS STEEL PKG</b>
27	P50592-02-SK1	EA	CABINET - W/O CNTRTP/DRS/DWRS/HDW - CONCERT CHERRY - <b>RANGE TOP/STAINLESS STEEL PKG</b>
27	P50592-02-SK2	EA	CABINET - W/O CNTRTP/DRS/DWRS/HDW - WASHED MAPLE - <b>RANGE TOP/STAINLESS STEEL PKG</b>
27	P50592-02-SK3	EA	CABINET - W/O CNTRTP/DRS/DWRS/HDW - SIERRA MAPLE - <b>RANGE TOP/STAINLESS STEEL PKG</b>
28	150592-49-S64	EA	SHELF - CABINET - GALLEY
29	150716-01-S64	EA	TABLE/FRAME - GALLEY - W/LEGS - W/O COUNTERTOP/HARDWARE - PORTSMOUTH OAK
29	150716-01-S65	EA	TABLE/FRAME - GALLEY - W/LEGS - W/O COUNTERTOP/HARDWARE - CONCERT CHERRY
29	150716-01-S66	EA	TABLE/FRAME - GALLEY - W/LEGS - W/O COUNTERTOP/HARDWARE - WASHED MAPLE
29	150716-01-S67	EA	TABLE/FRAME - GALLEY - W/LEGS - W/O COUNTERTOP/HARDWARE - SIERRA MAPLE

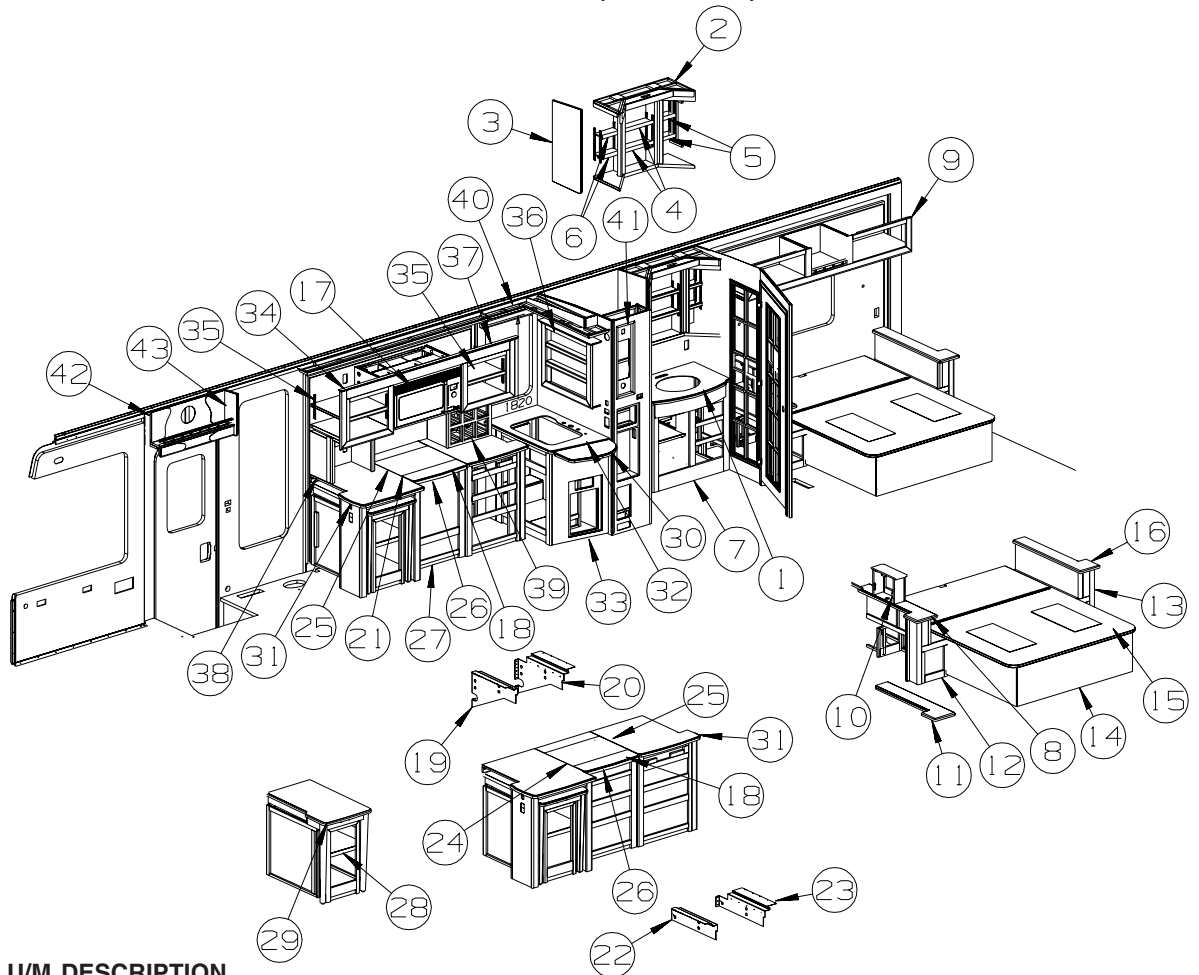
## CABINET & APPLIANCE GROUP (CONTINUED)

### CABINET & APPLIANCE LAYOUT (CONTINUED)

KEY	PART NUMBER	U/M	DESCRIPTION
29	150716-01-SK0	EA	TABLE/FRAME - GALLEY - W/LEGS - W/O CNTRTP/HDW- PORTSMOUTH OAK - STAINLESS STEEL PKG
29	150716-01-SK1	EA	TABLE/FRAME - GALLEY - W/LEGS - W/O CNTRTP/HDW- CONCERT CHERRY - STAINLESS STEEL PKG
29	150716-01-SK2	EA	TABLE/FRAME - GALLEY - W/LEGS - W/O CNTRTP/HDW- WASHED MAPLE - STAINLESS STEEL PKG
29	150716-01-SK3	EA	TABLE/FRAME - GALLEY - W/LEGS - W/O CNTRTP/HDW- SIERRA MAPLE - STAINLESS STEEL PKG
	140623-15-01A	EA	COUNTERTOP - 1/4" VENDURA - ALMONDINE
30	141784-08-02A	EA	COUNTERTOP EXTENSION - 1/4"VENDURA - ALMONDINE
31	149086-23-02A	EA	COUNTERTOP - 1/4" VENDURA - ALMONDINE
32	149086-25-02A	EA	COUNTERTOP - 1/4" VENDURA - ALMONDINE
33	P50591-01-S64	EA	CABINET - GALLEY - W/O COUNTERTOP/DOORS/DRAWERS/HARDWARE - PORTSMOUTH OAK
33	P50591-01-S65	EA	CABINET - GALLEY - W/O COUNTERTOP/DOORS/DRAWERS/HARDWARE - CONCERT CHERRY
33	P50591-01-S66	EA	CABINET - GALLEY - W/O COUNTERTOP/DOORS/DRAWERS/HARDWARE - WASHED MAPLE
33	P50591-01-S67	EA	CABINET - GALLEY - W/O COUNTERTOP/DOORS/DRAWERS/HARDWARE - SIERRA MAPLE
34	150593-01-S64	EA	CABINET - OVERHEAD/MICROWAVE - W/O DOORS/HARDWARE - PORTSMOUTH OAK
34	150593-01-S65	EA	CABINET - OVERHEAD/MICROWAVE - W/O DOORS/HARDWARE - CONCERT CHERRY
34	150593-01-S66	EA	CABINET - OVERHEAD/MICROWAVE - W/O DOORS/HARDWARE - WASHED MAPLE
34	150593-01-S67	EA	CABINET - OVERHEAD/MICROWAVE - W/O DOORS/HARDWARE - SIERRA MAPLE
35	150593-23-S64	EA	SHELF - CABINET - OVERHEAD/MICROWAVE - PORTSMOUTH OAK
35	150593-23-S65	EA	SHELF - CABINET - OVERHEAD/MICROWAVE - CONCERT CHERRY
35	150593-23-S66	EA	SHELF - CABINET - OVERHEAD/MICROWAVE - WASHED MAPLE
35	150593-23-S67	EA	SHELF - CABINET - OVERHEAD/MICROWAVE - SIERRA MAPLE
36	150595-01-S64	EA	CABINET - OVERHEAD/GALLEY/REAR - W/O DOORS/HDW - PORTSMOUTH OAK
36	150595-01-S65	EA	CABINET - OVERHEAD/GALLEY/REAR - W/O DOORS/HDW - CONCERT CHERRY
36	150595-01-S66	EA	CABINET - OVERHEAD/GALLEY/REAR - W/O DOORS/HDW - WASHED MAPLE
36	150595-01-S67	EA	CABINET - OVERHEAD/GALLEY/REAR - W/O DOORS/HDW - SIERRA MAPLE
37	150604-01-S64	EA	CABINET - VALANCE - W/O HARDWARE (S64, SK0)
37	150604-01-S65	EA	CABINET - VALANCE - W/O HARDWARE (S65, SK1)
37	150604-01-S66	EA	CABINET - VALANCE - W/O HARDWARE (S66, SK2)
37	150604-01-S67	EA	CABINET - VALANCE - W/O HARDWARE (S67, SK3)
37	150604-01-S68	EA	CABINET - VALANCE - W/O HARDWARE (S68, SK4)
37	150604-01-S69	EA	CABINET - VALANCE - W/O HARDWARE (S69, SK5)
37	150604-01-S70	EA	CABINET - VALANCE - W/O HARDWARE (S70, SK6)
37	150604-01-S71	EA	CABINET - VALANCE - W/O HARDWARE (S71, SK7)
37	150604-01-S72	EA	CABINET - VALANCE - W/O HARDWARE (S72, SL0)
37	150604-01-S73	EA	CABINET - VALANCE - W/O HARDWARE (S73, SL1)
37	150604-01-S74	EA	CABINET - VALANCE - W/O HARDWARE (S74, SL2)
37	150604-01-S75	EA	CABINET - VALANCE - W/O HARDWARE (S75, SL3)
38	150605-01-S64	EA	CABINET - STORAGE/APPLIANCE - W/O DOORS/HDW - PORTSMOUTH OAK
38	150605-01-S65	EA	CABINET - STORAGE/APPLIANCE - W/O DOORS/HDW - CONCERT CHERRY
38	150605-01-S66	EA	CABINET - STORAGE/APPLIANCE - W/O DOORS/HDW - WASHED MAPLE
38	150605-01-S67	EA	CABINET - STORAGE/APPLIANCE - W/O DOORS/HDW - SIERRA MAPLE
39	150594-01-S64	EA	CABINET - OVERHEAD - W/O DRAWERS/DOORS/HARDWARE - PORTSMOUTH OAK
39	150594-01-S65	EA	CABINET - OVERHEAD - W/O DRAWERS/DOORS/HARDWARE - CONCERT CHERRY
39	150594-01-S66	EA	CABINET - OVERHEAD - W/O DRAWERS/DOORS/HARDWARE - WASHED MAPLE
39	150594-01-S67	EA	CABINET - OVERHEAD - W/O DRAWERS/DOORS/HARDWARE - SIERRA MAPLE
40	150597-01-S64	EA	CABINET - VALANCE - W/O HARDWARE - PORTSMOUTH OAK FROM: 00-00-00 THRU: 09-30-04
40	151715-01-S46	EA	CABINET - VALANCE - W/O HARDWARE - PORTSMOUTH OAK FROM: 10-01-04 THRU: 99-99-99
40	150597-01-S64	EA	CABINET - VALANCE - W/O HARDWARE - PORTSMOUTH OAK FROM: 00-00-00 THRU: 09-30-04
40	151715-01-S47	EA	CABINET - VALANCE - W/O HARDWARE - CONCERT CHERRY FROM: 10-01-04 THRU: 99-99-99
40	150597-01-S66	EA	CABINET - VALANCE - W/O HARDWARE - WASHED MAPLE FROM: 00-00-00 THRU: 09-30-04
40	151715-01-S48	EA	CABINET - VALANCE - W/O HARDWARE - WASHED MAPLE FROM: 10-01-04 THRU: 99-99-99
40	150597-01-S66	EA	CABINET - VALANCE - W/O HARDWARE - WASHED MAPLE FROM: 00-00-00 THRU: 09-30-04
40	151715-01-S67	EA	CABINET - VALANCE - W/O HARDWARE - SIERRA MAPLE FROM: 10-01-04 THRU: 99-99-99
41	137602-C3-R38	EA	POCKET - MONITOR PANEL - PORTSMOUTH OAK
41	137602-C3-R39	EA	POCKET - MONITOR PANEL - CONCERT CHERRY
41	137602-C3-RW4	EA	POCKET - MONITOR PANEL - WASHED MAPLE
41	137602-C3-S67	EA	POCKET - MONITOR PANEL - SIERRA MAPLE



**CABINET & APPLIANCE GROUP (CONTINUED)**  
**CABINET & APPLIANCE LAYOUT (CONTINUED)**

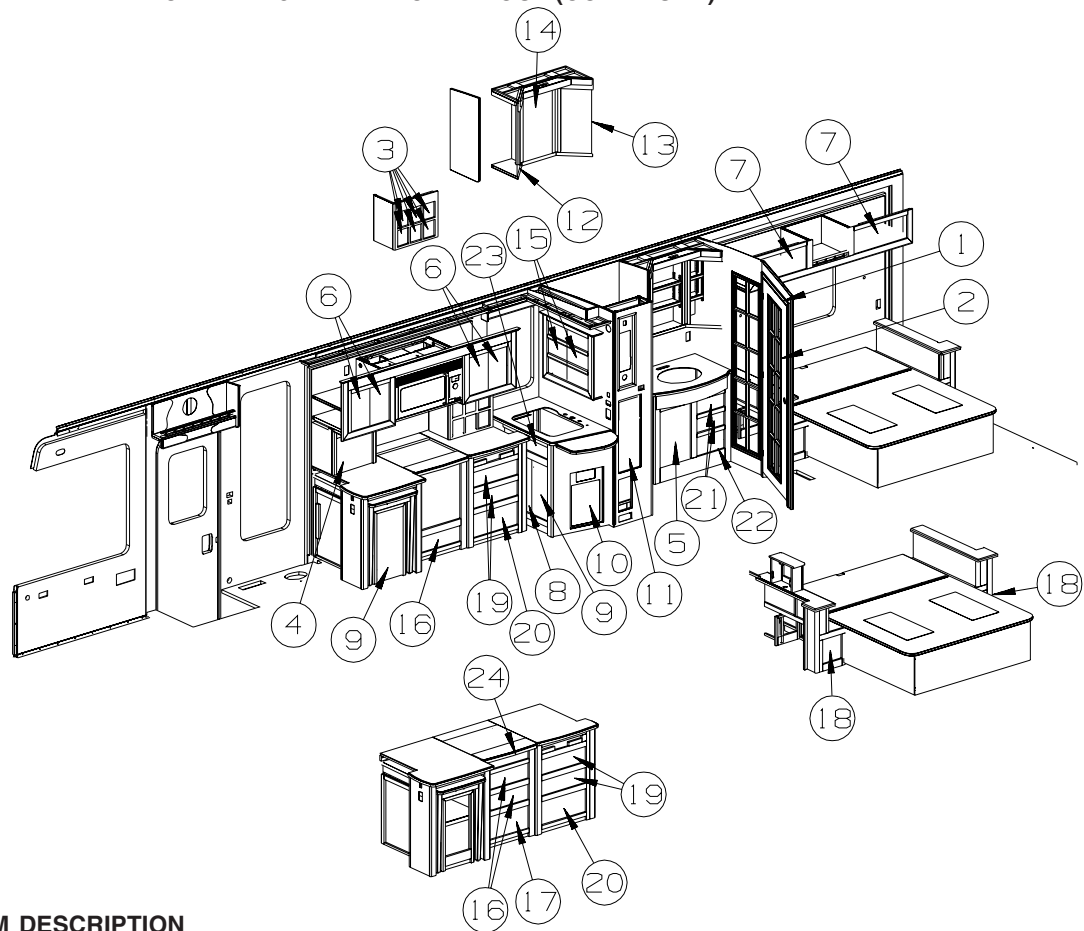


KEY	PART NUMBER	U/M	DESCRIPTION
42	149637-04-S64	EA	CABINET - OVERHEAD - ENTRY DOOR - W/O DOORS/HARDWARE (S64, SK0)
42	149637-04-S65	EA	CABINET - OVERHEAD - ENTRY DOOR - W/O DOORS/HARDWARE (S65, SK1)
42	149637-04-S66	EA	CABINET - OVERHEAD - ENTRY DOOR - W/O DOORS/HARDWARE (S66, SK2)
42	149637-04-S67	EA	CABINET - OVERHEAD - ENTRY DOOR - W/O DOORS/HARDWARE (S67, SK3)
42	149637-04-S68	EA	CABINET - OVERHEAD - ENTRY DOOR - W/O DOORS/HARDWARE (S68, SK4)
42	149637-04-S69	EA	CABINET - OVERHEAD - ENTRY DOOR - W/O DOORS/HARDWARE (S69, SK5)
42	149637-04-S70	EA	CABINET - OVERHEAD - ENTRY DOOR - W/O DOORS/HARDWARE (S70, SK6)
42	149637-04-S71	EA	CABINET - OVERHEAD - ENTRY DOOR - W/O DOORS/HARDWARE (S71, SK7)
42	149637-04-S72	EA	CABINET - OVERHEAD - ENTRY DOOR - W/O DOORS/HARDWARE (S72, SL0)
42	149637-04-S73	EA	CABINET - OVERHEAD - ENTRY DOOR - W/O DOORS/HARDWARE (S73, SL1)
42	149637-04-S74	EA	CABINET - OVERHEAD - ENTRY DOOR - W/O DOORS/HARDWARE (S74, SL2)
42	149637-04-S75	EA	CABINET - OVERHEAD - ENTRY DOOR - W/O DOORS/HARDWARE (S75, SL3)
43	145517-25-S64	EA	END CAP - OVERHEAD CABINET - PORTSMOUTH OAK
43	145517-25-S65	EA	END CAP - OVERHEAD CABINET - CONCERT CHERRY
43	145517-25-S66	EA	END CAP - OVERHEAD CABINET - WASHED MAPLE
43	145517-25-S67	EA	END CAP - OVERHEAD CABINET - SIERRA MAPLE

**\*COMPONENT PARTS LISTED LATER IN THIS GROUP**

## CABINET & APPLIANCE GROUP (CONTINUED)

### CABINET & APPLIANCE LAYOUT (CONTINUED)

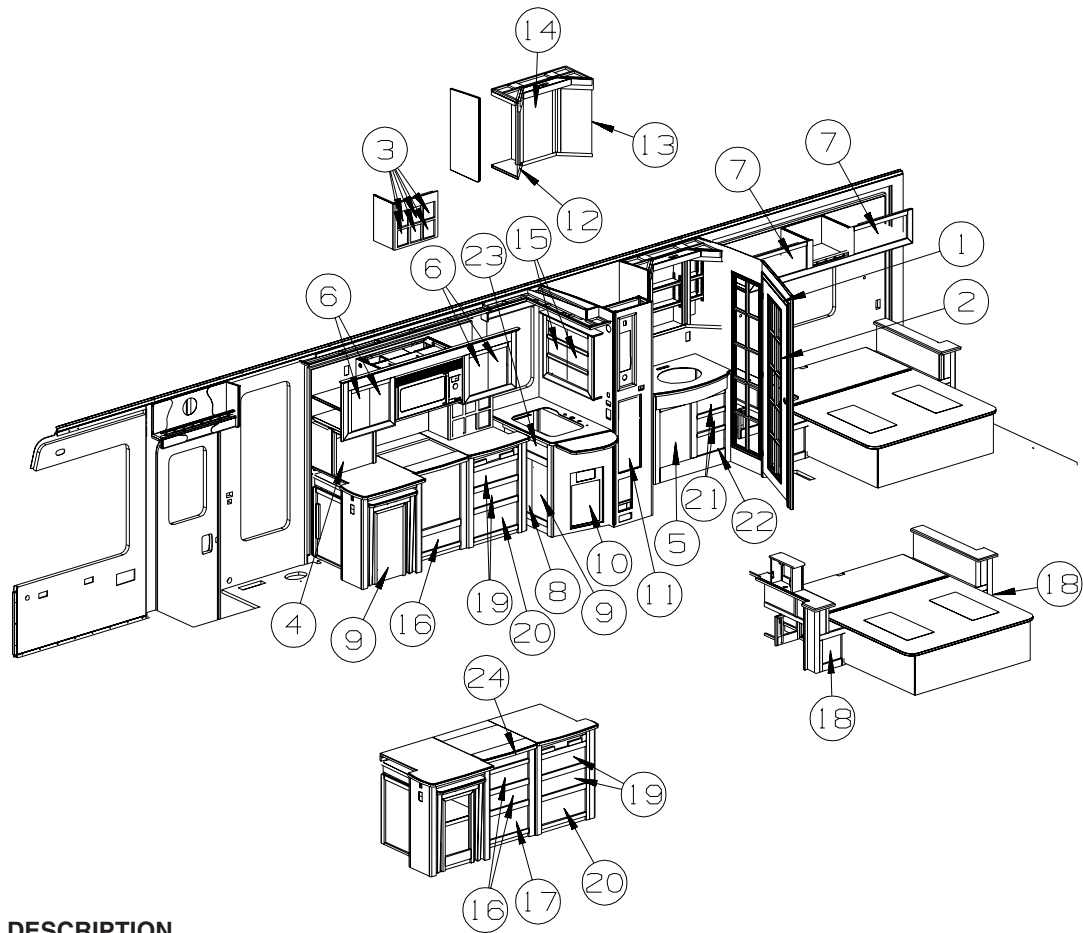


KEY	PART NUMBER	U/M	DESCRIPTION
1	P47332-02-S64	EA	DOOR - (PASSAGE) - W/GLASS - W/O HARDWARE - PORTSMOUTH OAK
1	P47332-02-S65	EA	DOOR - (PASSAGE) - W/GLASS - W/O HARDWARE - CONCERT CHERRY
1	P47332-02-S66	EA	DOOR - (PASSAGE) - W/GLASS - W/O HARDWARE - WASHED MAPLE
1	P47332-02-S67	EA	DOOR - (PASSAGE) - W/GLASS - W/O HARDWARE - SIERRA MAPLE
1	P47332-02-S76	EA	DOOR - (PASSAGE) - W/GLASS - W/O HARDWARE - PORTSMOUTH OAK - <b>STAINLESS STEEL PKG</b>
1	P47332-02-S77	EA	DOOR - (PASSAGE) - W/GLASS - W/O HARDWARE - CONCERT CHERRY - <b>STAINLESS STEEL PKG</b>
1	P47332-02-S78	EA	DOOR - (PASSAGE) - W/GLASS - W/O HARDWARE - WASHED MAPLE - <b>STAINLESS STEEL PKG</b>
1	P47332-02-S79	EA	DOOR - (PASSAGE) - W/GLASS - W/O HARDWARE - SIERRA MAPLE - <b>STAINLESS STEEL PKG</b>
2	147399-01-R38	EA	GLASS/INSERT - F/PASSAGE DOOR - PORTSMOUTH OAK
2	147399-01-R39	EA	GLASS/INSERT - F/PASSAGE DOOR - BLACK CHERRY - CONCERT CHERRY
2	147399-01-R46	EA	GLASS/INSERT - F/PASSAGE DOOR - WASHED MAPLE
2	147399-01-S67	EA	GLASS/INSERT - F/PASSAGE DOOR - HONEY MAPLE - SIERRA MAPLE
3	151043-01-S64	EA	DRAWER - PENCIL EDGE - 5"W X 10.2"D - W/O SLIDES/HDW - PORTSMOUTH OAK
3	151043-01-S65	EA	DRAWER - PENCIL EDGE - 5"W X 10.2"D - W/O SLIDES/HDW - CONCERT CHERRY
3	151043-01-S66	EA	DRAWER - PENCIL EDGE - 5"W X 10.2"D - W/O SLIDES/HDW - WASHED MAPLE
3	151043-01-S67	EA	DRAWER - PENCIL EDGE - 5"W X 10.2"D - W/O SLIDES/HDW - SIERRA MAPLE
4	151149-01-S64	EA	DOOR - GROOVED PANEL - 13.4" X 17.8" - W/O HDW - PORTSMOUTH OAK
4	151149-01-S65	EA	DOOR - GROOVED PANEL - 13.4" X 17.8" - W/O HDW - CONCERT CHERRY
4	151149-01-S66	EA	DOOR - GROOVED PANEL - 13.4" X 17.8" - W/O HDW - WASHED MAPLE
4	151149-01-S67	EA	DOOR - GROOVED PANEL - 13.4" X 17.8" - W/O HDW - SIERRA MAPLE
4	151149-01-SK0	EA	DOOR - GROOVED PANEL - 13.4" X 17.8" - W/O HDW - PORTSMOUTH OAK - <b>STAINLESS STEEL PKG</b>
4	151149-01-SK1	EA	DOOR - GROOVED PANEL - 13.4" X 17.8" - W/O HDW - CONCERT CHERRY - <b>STAINLESS STEEL PKG</b>
4	151149-01-SK2	EA	DOOR - GROOVED PANEL - 13.4" X 17.8" - W/O HDW - WASHED MAPLE - <b>STAINLESS STEEL PKG</b>
4	151149-01-SK3	EA	DOOR - GROOVED PANEL - 13.4" X 17.8" - W/O HDW - SIERRA MAPLE - <b>STAINLESS STEEL PKG</b>
5	136954-B9-R38	EA	DOOR - RAISED PANEL/OGEE EDGE - 15" X 21.9" - W/O HDW - PORTSMOUTH OAK
5	136954-B9-R39	EA	DOOR - RAISED PANEL/OGEE EDGE - 15" X 21.9" - W/O HDW - CONCERT CHERRY
5	136954-B9-S66	EA	DOOR - RAISED PANEL/OGEE EDGE - 15" X 21.9" - W/O HDW - WASHED MAPLE
5	136954-B9-S67	EA	DOOR - RAISED PANEL/OGEE EDGE - 15" X 21.9" - W/O HDW - SIERRA MAPLE
5	136954-B9-SK0	EA	DOOR - RAISED PANEL - 15" X 21.9" - W/O HDW - PORTSMOUTH OAK - <b>STAINLESS STEEL PKG</b>
5	136954-B9-SK1	EA	DOOR - RAISED PANEL - 15" X 21.9" - W/O HDW - CONCERT CHERRY - <b>STAINLESS STEEL PKG</b>
5	136954-B9-SK2	EA	DOOR - RAISED PANEL - 15" X 21.9" - W/O HDW - WASHED MAPLE - <b>STAINLESS STEEL PKG</b>
5	136954-B9-SK3	EA	DOOR - RAISED PANEL - 15" X 21.9" - W/O HDW - SIERRA MAPLE - <b>STAINLESS STEEL PKG</b>

**CABINET & APPLIANCE GROUP (CONTINUED)**  
**CABINET & APPLIANCE LAYOUT (CONTINUED)**

KEY	PART NUMBER	U/M	DESCRIPTION
6	136954-22-R68	EA	DOOR - RAISED PANEL/OGEE EDGE - 10" X 19.1" - W/O HDW - PORTSMOUTH OAK
6	136954-22-R69	EA	DOOR - RAISED PANEL/OGEE EDGE - 10" X 19.1" - W/O HDW - CONCERT CHERRY
6	136954-22-SA2	EA	DOOR - RAISED PANEL/OGEE EDGE - 10" X 19.1" - W/O HDW - WASHED MAPLE
6	136954-22-SA3	EA	DOOR - RAISED PANEL/OGEE EDGE - 10" X 19.1" - W/O HDW - SIERRA MAPLE
6	136954-22-SN0	EA	DOOR - RAISED PANEL/OGEE - 10" X 19.1" - W/O HDW - PORTSMOUTH OAK - STAINLESS STEEL PKG
6	136954-22-SN1	EA	DOOR - RAISED PANEL/OGEE - 10" X 19.1" - W/O HDW - CONCERT CHERRY - STAINLESS STEEL PKG
6	136954-22-SN2	EA	DOOR - RAISED PANEL/OGEE - 10" X 19.1" - W/O HDW - WASHED MAPLE - STAINLESS STEEL PKG
6	136954-22-SN3	EA	DOOR - RAISED PANEL/OGEE - 10" X 19.1" - W/O HDW - SIERRA MAPLE - STAINLESS STEEL PKG
7	136954-25-R68	EA	DOOR - RAISED PANEL/OGEE EDGE - 10" X 25.2" - W/O HDW - PORTSMOUTH OAK
7	136954-25-R69	EA	DOOR - RAISED PANEL/OGEE EDGE - 10" X 25.2" - W/O HDW - CONCERT CHERRY
7	136954-25-SA2	EA	DOOR - RAISED PANEL/OGEE EDGE - 10" X 25.2" - W/O HDW - WASHED MAPLE
7	136954-25-SA3	EA	DOOR - RAISED PANEL/OGEE EDGE - 10" X 25.2" - W/O HDW - SIERRA MAPLE
7	136954-25-SN0	EA	DOOR - RSD PNL/OG EG - 10" X 25.2" - W/O HDW - PORTSMOUTH OAK - STAINLESS STEEL PKG
7	136954-25-SN1	EA	DOOR - RSD PNL/OG EG - 10" X 25.2" - W/O HDW - CONCERT CHERRY - STAINLESS STEEL PKG
7	136954-25-SN2	EA	DOOR - RSD PNL/OG EG - 10" X 25.2" - W/O HDW - WASHED MAPLE - STAINLESS STEEL PKG
7	136954-25-SN3	EA	DOOR - RSD PNL/OG EG - 10" X 25.2" - W/O HDW - SIERRA MAPLE - STAINLESS STEEL PKG
8	136954-86-R68	EA	DOOR - RAISED PANEL/OGEE EDGE - 12.8" X 21.9" - W/O HDW - PORTSMOUTH OAK
8	136954-86-R69	EA	DOOR - RAISED PANEL/OGEE EDGE - 12.8" X 21.9" - W/O HDW - CONCERT CHERRY
8	136954-86-SA2	EA	DOOR - RAISED PANEL/OGEE EDGE - 12.8" X 21.9" - W/O HDW - WASHED MAPLE
8	136954-86-SA3	EA	DOOR - RAISED PANEL/OGEE EDGE - 12.8" X 21.9" - W/O HDW - SIERRA MAPLE
8	136954-86-SN0	EA	DOOR - RSD PNL/OG EG - 12.8" X 21.9" - W/O HDW - PORTSMOUTH OAK - STAINLESS STEEL PKG
8	136954-86-SN1	EA	DOOR - RSD PNL/OG EG - 12.8" X 21.9" - W/O HDW - CONCERT CHERRY - STAINLESS STEEL PKG
8	136954-86-SN2	EA	DOOR - RSD PNL/OG EG - 12.8" X 21.9" - W/O HDW - WASHED MAPLE - STAINLESS STEEL PKG
8	136954-86-SN3	EA	DOOR - RSD PNL/OG EG - 12.8" X 21.9" - W/O HDW - SIERRA MAPLE - STAINLESS STEEL PKG
9	136954-87-R68	EA	DOOR - RAISED PANEL/OGEE EDGE - 12.8" X 21.9" - W/O HDW - PORTSMOUTH OAK
9	136954-87-R69	EA	DOOR - RAISED PANEL/OGEE EDGE - 12.8" X 21.9" - W/O HDW - CONCERT CHERRY
9	136954-87-SA2	EA	DOOR - RAISED PANEL/OGEE EDGE - 12.8" X 21.9" - W/O HDW - WASHED MAPLE
9	136954-87-SA3	EA	DOOR - RAISED PANEL/OGEE EDGE - 12.8" X 21.9" - W/O HDW - SIERRA MAPLE
9	136954-87-SN0	EA	DOOR - RSD PNL/OG EG - 12.8" X 21.9" - W/O HDW - PORTSMOUTH OAK - STAINLESS STEEL PKG
9	136954-87-SN1	EA	DOOR - RSD PNL/OG EG - 12.8" X 21.9" - W/O HDW - CONCERT CHERRY - STAINLESS STEEL PKG
9	136954-87-SN2	EA	DOOR - RSD PNL/OG EG - 12.8" X 21.9" - W/O HDW - WASHED MAPLE - STAINLESS STEEL PKG
9	136954-87-SN3	EA	DOOR - RSD PNL/OG EG - 12.8" X 21.9" - W/O HDW - SIERRA MAPLE - STAINLESS STEEL PKG
10	136954-A6-R68	EA	DOOR - RAISED PANEL/OGEE EDGE - 14.4" X 21.9" - W/O HDW - PORTSMOUTH OAK
10	136954-A6-R69	EA	DOOR - RAISED PANEL/OGEE EDGE - 14.4" X 21.9" - W/O HDW - CONCERT CHERRY
10	136954-A6-S66	EA	DOOR - RAISED PANEL/OGEE EDGE - 14.4" X 21.9" - W/O HDW - WASHED MAPLE
10	136954-A6-S67	EA	DOOR - RAISED PANEL/OGEE EDGE - 14.4" X 21.9" - W/O HDW - SIERRA MAPLE
10	136954-A6-SK0	EA	DOOR - RSD PNL/OG EG - 14.4" X 21.9" - W/O HDW - PORTSMOUTH OAK - STAINLESS STEEL PKG
10	136954-A6-SK1	EA	DOOR - RSD PNL/OG EG - 14.4" X 21.9" - W/O HDW - CONCERT CHERRY - STAINLESS STEEL PKG
10	136954-A6-SK2	EA	DOOR - RSD PNL/OG EG - 14.4" X 21.9" - W/O HDW - WASHED MAPLE - STAINLESS STEEL PKG
10	136954-A6-SK3	EA	DOOR - RSD PNL/OG EG - 14.4" X 21.9" - W/O HDW - SIERRA MAPLE - STAINLESS STEEL PKG
11	136954-46-R38	EA	DOOR - RAISED PANEL/OGEE EDGE - 10.8" X 28" - W/O HDW - PORTSMOUTH OAK
11	136954-46-R39	EA	DOOR - RAISED PANEL/OGEE EDGE - 10.8" X 28" - W/O HDW - CONCERT CHERRY
11	136954-46-SA2	EA	DOOR - RAISED PANEL/OGEE EDGE - 10.8" X 28" - W/O HDW - WASHED MAPLE
11	136954-46-SA3	EA	DOOR - RAISED PANEL/OGEE EDGE - 10.8" X 28" - W/O HDW - SIERRA MAPLE
11	136954-46-SN0	EA	DOOR - RSD PNL/OG EG - 10.8" X 28" - W/O HDW - PORTSMOUTH OAK - STAINLESS STEEL PKG
11	136954-46-SN1	EA	DOOR - RSD PNL/OG EG - 10.8" X 28" - W/O HDW - CONCERT CHERRY - STAINLESS STEEL PKG
11	136954-46-SN2	EA	DOOR - RSD PNL/OG EG - 10.8" X 28" - W/O HDW - WASHED MAPLE - STAINLESS STEEL PKG
11	136954-46-SN3	EA	DOOR - RSD PNL/OG EG - 10.8" X 28" - W/O HDW - SIERRA MAPLE - STAINLESS STEEL PKG
12	145576-A3-S64	EA	DOOR - MIRRORED - 12.4" X 25.9" - W/O HARDWARE - PORTSMOUTH OAK
12	145576-A3-S65	EA	DOOR - MIRRORED - 12.4" X 25.9" - W/O HARDWARE - CONCERT CHERRY
12	145576-A3-S66	EA	DOOR - MIRRORED - 12.4" X 25.9" - W/O HARDWARE - WASHED MAPLE
12	145576-A3-S67	EA	DOOR - MIRRORED - 12.4" X 25.9" - W/O HARDWARE - SIERRA MAPLE
12	145576-A3-S76	EA	DOOR - MIRRORED - 12.4" X 25.9" - W/O HARDWARE - PORTSMOUTH OAK - STAINLESS STEEL PKG
12	145576-A3-S77	EA	DOOR - MIRRORED - 12.4" X 25.9" - W/O HARDWARE - CONCERT CHERRY - STAINLESS STEEL PKG
12	145576-A3-S78	EA	DOOR - MIRRORED - 12.4" X 25.9" - W/O HARDWARE - WASHED MAPLE - STAINLESS STEEL PKG
12	145576-A3-S79	EA	DOOR - MIRRORED - 12.4" X 25.9" - W/O HARDWARE - SIERRA MAPLE - STAINLESS STEEL PKG
	093606-48-000	EA	MIRROR - BEVELED EDGE - 12.4" X 25.9"
13	145576-A4-S64	EA	DOOR - MIRRORED - 12.4" X 25.9" - W/O HARDWARE - PORTSMOUTH OAK
13	145576-A4-S65	EA	DOOR - MIRRORED - 12.4" X 25.9" - W/O HARDWARE - CONCERT CHERRY
13	145576-A4-S66	EA	DOOR - MIRRORED - 12.4" X 25.9" - W/O HARDWARE - WASHED MAPLE
13	145576-A4-S67	EA	DOOR - MIRRORED - 12.4" X 25.9" - W/O HARDWARE - SIERRA MAPLE
13	145576-A4-S76	EA	DOOR - MIRRORED - 12.4" X 25.9" - W/O HARDWARE - PORTSMOUTH OAK - STAINLESS STEEL PKG
13	145576-A4-S77	EA	DOOR - MIRRORED - 12.4" X 25.9" - W/O HARDWARE - CONCERT CHERRY - STAINLESS STEEL PKG

**CABINET & APPLIANCE GROUP (CONTINUED)**  
**CABINET & APPLIANCE LAYOUT (CONTINUED)**



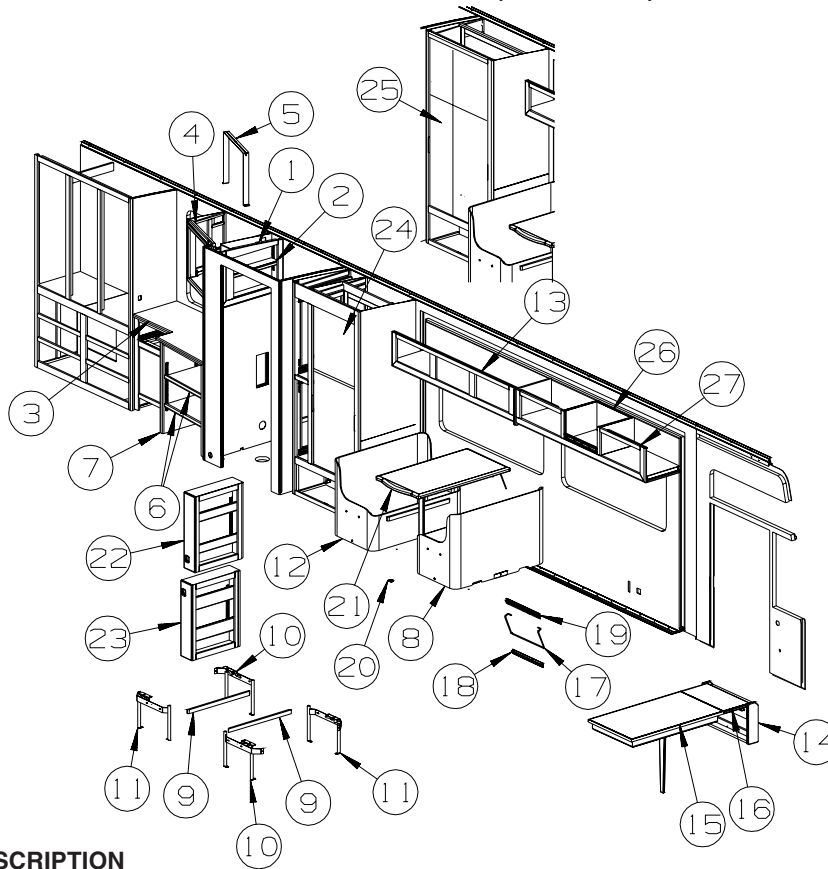
KEY	PART NUMBER	U/M	DESCRIPTION
13	145576-A4-S78	EA	DOOR - MIRRORED - 12.4" X 25.9" - W/O HARDWARE - WASHED MAPLE - <b>STAINLESS STEEL PKG</b>
13	145576-A4-S79	EA	DOOR - MIRRORED - 12.4" X 25.9" - W/O HARDWARE - SIERRA MAPLE - <b>STAINLESS STEEL PKG</b>
	093606-48-000	EA	MIRROR - BEVELED EDGE - 12.4" X 25.9"
14	145576-B0-S64	EA	DOOR - MIRRORED - 14.5" X 25.9" - W/O HARDWARE - PORTSMOUTH OAK
14	145576-B0-S65	EA	DOOR - MIRRORED - 14.5" X 25.9" - W/O HARDWARE - CONCERT CHERRY
14	145576-B0-S66	EA	DOOR - MIRRORED - 14.5" X 25.9" - W/O HARDWARE - WASHED MAPLE
14	145576-B0-S67	EA	DOOR - MIRRORED - 14.5" X 25.9" - W/O HARDWARE - SIERRA MAPLE
14	145576-B0-S76	EA	DOOR - MIRRORED - 14.5" X 25.9" - W/O HARDWARE - PORTSMOUTH OAK - <b>STAINLESS STEEL PKG</b>
14	145576-B0-S77	EA	DOOR - MIRRORED - 14.5" X 25.9" - W/O HARDWARE - CONCERT CHERRY - <b>STAINLESS STEEL PKG</b>
14	145576-B0-S78	EA	DOOR - MIRRORED - 14.5" X 25.9" - W/O HARDWARE - WASHED MAPLE - <b>STAINLESS STEEL PKG</b>
14	145576-B0-S79	EA	DOOR - MIRRORED - 14.5" X 25.9" - W/O HARDWARE - SIERRA MAPLE - <b>STAINLESS STEEL PKG</b>
	093606-30-000	EA	MIRROR - BEVELED EDGE - 14.5" X 25.9"
15	146028-27-S64	EA	DOOR - GLASS INSERT/OGEE EDGE - 12" X 21.8" - W/O HDW - PORTSMOUTH OAK
15	146028-27-S65	EA	DOOR - GLASS INSERT/OGEE EDGE - 12" X 21.8" - W/O HDW - CONCERT CHERRY
15	146028-27-S66	EA	DOOR - GLASS INSERT/OGEE EDGE - 12" X 21.8" - W/O HDW - WASHED MAPLE
15	146028-27-S67	EA	DOOR - GLASS INSERT/OGEE EDGE - 12" X 21.8" - W/O HDW - SIERRAMAPLE
15	146028-27-SK0	EA	DOOR - GLASS INSERT/OG - 12" X 21.8" - W/O HDW - PORTSMOUTH OAK - <b>STAINLESS STEEL PKG</b>
15	146028-27-SK1	EA	DOOR - GLASS INSERT/OG - 12" X 21.8" - W/O HDW - CONCERT CHERRY - <b>STAINLESS STEEL PKG</b>
15	146028-27-SK2	EA	DOOR - GLASS INSERT/OG - 12" X 21.8" - W/O HDW - WASHED MAPLE - <b>STAINLESS STEEL PKG</b>
15	146028-27-SK3	EA	DOOR - GLASS INSERT/OG - 12" X 21.8" - W/O HDW - SIERRA MAPLE - <b>STAINLESS STEEL PKG</b>
16	145386-49-R83	EA	DRAWER - OGEE EDGE - 20.2"W X 21.6"D - W/O SLIDES/HDW - PORTSMOUTH OAK
16	145386-49-R84	EA	DRAWER - OGEE EDGE - 20.2"W X 21.6"D - W/O SLIDES/HDW - CONCERT CHERRY
16	145386-49-SD2	EA	DRAWER - OGEE EDGE - 20.2"W X 21.6"D - W/O SLIDES/HDW - WASHED MAPLE
16	145386-49-S67	EA	DRAWER - OGEE EDGE - 20.2"W X 21.6"D - W/O SLIDES/HDW - SIERRA MAPLE
17	145386-P5-S64	EA	DRAWER - OGEE EDGE - 20.2"W X 21.6"D - W/O SLIDES/HDW - PORTSMOUTH OAK
17	145386-P5-S65	EA	DRAWER - OGEE EDGE - 20.2"W X 21.6"D - W/O SLIDES/HDW - CONCERT CHERRY
17	145386-P5-S66	EA	DRAWER - OGEE EDGE - 20.2"W X 21.6"D - W/O SLIDES/HDW - WASHED MAPLE
17	145386-P5-S67	EA	DRAWER - OGEE EDGE - 20.2"W X 21.6"D - W/O SLIDES/HDW - SIERRA MAPLE
18	145492-G4-R38	EA	DRAWER - OGEE EDGE - 7.6"W X 23.6"D - W/O SLIDES/HDW - PORTSMOUTH OAK
18	145492-G4-R39	EA	DRAWER - OGEE EDGE - 7.6"W X 23.6"D - W/O SLIDES/HDW - CONCERT CHERRY
18	145492-G4-S48	EA	DRAWER - OGEE EDGE - 7.6"W X 23.6"D - W/O SLIDES/HDW - WASHED MAPLE
18	145492-G4-S67	EA	DRAWER - OGEE EDGE - 7.6"W X 23.6"D - W/O SLIDES/HDW - SIERRA MAPLE



**CABINET & APPLIANCE GROUP (CONTINUED)**  
**CABINET & APPLIANCE LAYOUT (CONTINUED)**

KEY	PART NUMBER	U/M	DESCRIPTION
19	145386-N9-S64	EA	DRAWER - OGEE EDGE - 19.4"W X 21.6"D - W/O SLIDES/HDW - PORTSMOUTH OAK
19	145386-N9-S65	EA	DRAWER - OGEE EDGE - 19.4"W X 21.6"D - W/O SLIDES/HDW - CONCERT CHERRY
19	145386-N9-S66	EA	DRAWER - OGEE EDGE - 19.4"W X 21.6"D - W/O SLIDES/HDW - WASHED MAPLE
19	145386-N9-S67	EA	DRAWER - OGEE EDGE - 19.4"W X 21.6"D - W/O SLIDES/HDW - SIERRA MAPLE
20	145386-P1-S64	EA	DRAWER - OGEE EDGE - 19.4"W X 21.6"D - W/O SLIDES/HDW - PORTSMOUTH OAK
20	145386-P1-S65	EA	DRAWER - OGEE EDGE - 19.4"W X 21.6"D - W/O SLIDES/HDW - CONCERT CHERRY
20	145386-P1-S66	EA	DRAWER - OGEE EDGE - 19.4"W X 21.6"D - W/O SLIDES/HDW - WASHED MAPLE
20	145386-P1-S67	EA	DRAWER - OGEE EDGE - 19.4"W X 21.6"D - W/O SLIDES/HDW - SIERRA MAPLE
21	145492-W6-S64	EA	DRAWER - OGEE EDGE - 11.5"W X 15.7"D - W/O SLIDES/HDW - PORTSMOUTH OAK
21	145492-W6-S65	EA	DRAWER - OGEE EDGE - 11.5"W X 15.7"D - W/O SLIDES/HDW - CONCERT CHERRY
21	145492-W6-S66	EA	DRAWER - OGEE EDGE - 11.5"W X 15.7"D - W/O SLIDES/HDW - WASHED MAPLE
21	145492-W6-S67	EA	DRAWER - OGEE EDGE - 11.5"W X 15.7"D - W/O SLIDES/HDW - SIERRA MAPLE
22	145492-W8-S64	EA	DRAWER - OGEE EDGE - 11.5"W X 15.7"D - W/O SLIDES/HDW - PORTSMOUTH OAK
22	145492-W8-S65	EA	DRAWER - OGEE EDGE - 11.5"W X 15.7"D - W/O SLIDES/HDW - CONCERT CHERRY
22	145492-W8-S66	EA	DRAWER - OGEE EDGE - 11.5"W X 15.7"D - W/O SLIDES/HDW - WASHED MAPLE
22	145492-W8-S67	EA	DRAWER - OGEE EDGE - 11.5"W X 15.7"D - W/O SLIDES/HDW - SIERRA MAPLE
23	146910-15-SA0	EA	DRAWER - TIPOUT - W/HIDDEN TRAY - PORTSMOUTH OAK
23	146910-15-SA1	EA	DRAWER - TIPOUT - W/HIDDEN TRAY - CONCERT CHERRY
23	146910-15-SA2	EA	DRAWER - TIPOUT - W/HIDDEN TRAY - WASHED MAPLE
23	146910-15-SA3	EA	DRAWER - TIPOUT - W/HIDDEN TRAY - SIERRA MAPLE
23	146910-15-SN0	EA	DRAWER - TIPOUT - W/HIDDEN TRAY - PORTSMOUTH OAK - STAINLESS STEEL PKG
23	146910-15-SN1	EA	DRAWER - TIPOUT - W/HIDDEN TRAY - CONCERT CHERRY - STAINLESS STEEL PKG
23	146910-15-SN2	EA	DRAWER - TIPOUT - W/HIDDEN TRAY - WASHED MAPLE - STAINLESS STEEL PKG
23	146910-15-SN3	EA	DRAWER - TIPOUT - W/HIDDEN TRAY - SIERRA MAPLE - STAINLESS STEEL PKG
	108127-01-01A	EA	CAP - TRAY
	108128-01-01A	EA	TRAY - HIDDEN
24	144803-GH-S64	EA	FACE/DRAWER - SOLID PANEL/OGEE EDGE - 3.5" X 21.25"-W/O HDW - PORTSMOUTH OAK
24	144803-GH-S65	EA	FACE/DRAWER - SOLID PANEL/OGEE EDGE - 3.5" X 21.25"-W/O HDW - CONCERT CHERRY
24	144803-GH-S66	EA	FACE/DRAWER - SOLID PANEL/OGEE EDGE - 3.5" X 21.25"-W/O HDW - WASHED MAPLE
24	144803-GH-S67	EA	FACE/DRAWER - SOLID PANEL/OGEE EDGE - 3.5" X 21.25"-W/O HDW - SIERRA MAPLE
24	144803-GH-SK0	EA	FACE/DWR - SLD PANEL/OG - 3.5" X 21.25"-W/O HDW - PORTSMOUTH OAK - STAINLESS STEEL PKG
24	144803-GH-SK1	EA	FACE/DWR - SLD PANEL/OG - 3.5" X 21.25"-W/O HDW - CONCERT CHERRY - STAINLESS STEEL PKG
24	144803-GH-SK2	EA	FACE/DWR - SLD PANEL/OG - 3.5" X 21.25"-W/O HDW - WASHED MAPLE - STAINLESS STEEL PKG
24	144803-GH-SK3	EA	FACE/DWR - SLD PANEL/OG - 3.5" X 21.25"-W/O HDW - SIERRA MAPLE - STAINLESS STEEL PKG

**CABINET & APPLIANCE GROUP (CONTINUED)**  
**CABINET & APPLIANCE LAYOUT (CONTINUED)**

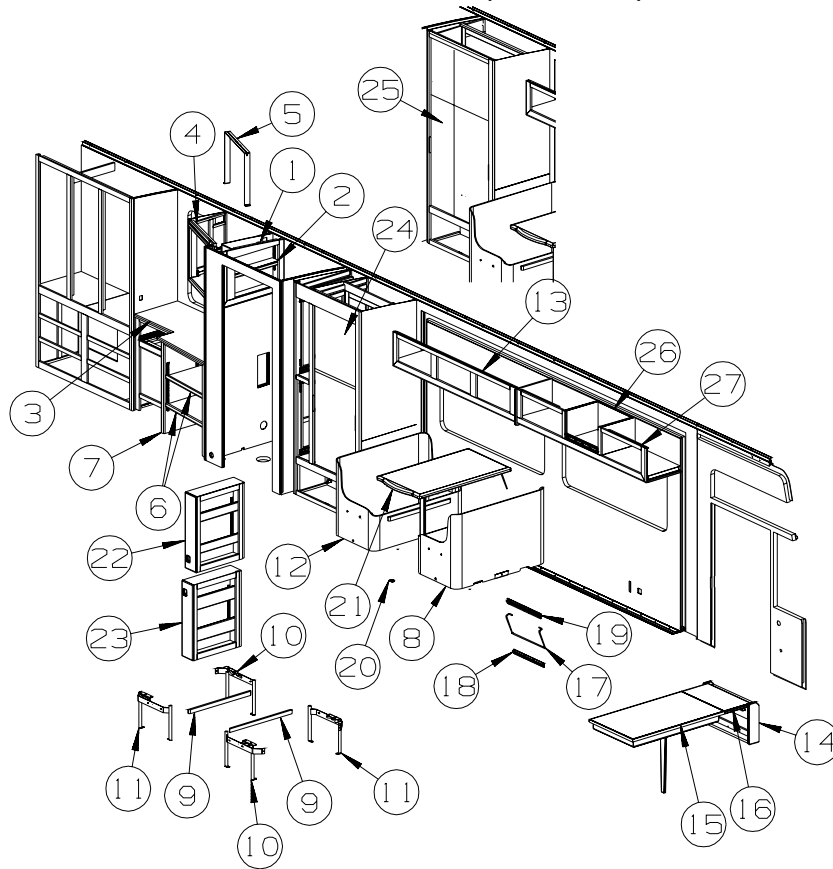


KEY	PART NUMBER	U/M	DESCRIPTION
1	150598-01-S64	EA	CABINET - OVERHEAD/LINEN - W/O DOORS/HDW - PORTSMOUTH OAK
1	150598-01-S65	EA	CABINET - OVERHEAD/LINEN - W/O DOORS/HDW - CONCERT CHERRY
1	150598-01-S66	EA	CABINET - OVERHEAD/LINEN - W/O DOORS/HDW - WASHED MAPLE
1	150598-01-S67	EA	CABINET - OVERHEAD/LINEN - W/O DOORS/HDW - SIERRA MAPLE
2	150598-15-S64	EA	SHELF - CABINET - OVERHEAD/LINEN - PORTSMOUTH OAK
2	150598-15-S65	EA	SHELF - CABINET - OVERHEAD/LINEN - CONCERT CHERRY
2	150598-15-S66	EA	SHELF - CABINET - OVERHEAD/LINEN - WASHED MAPLE
2	150598-15-S67	EA	SHELF - CABINET - OVERHEAD/LINEN - SIERRA MAPLE
3	140889-21-S64	EA	COUNTERTOP - STORAGE CABINET - EGGSHELL/PORTSMOUTH OAK (S64, SK0)
3	140889-21-S65	EA	COUNTERTOP - STORAGE CABINET - EGGSHELL/CHERRY (S65, SK1)
3	140889-21-S66	EA	COUNTERTOP - STORAGE CABINET - EGGSHELL/WASHED MAPLE (S66, SK2)
3	140889-21-S67	EA	COUNTERTOP - STORAGE CABINET - EGGSHELL/SIERRA MAPLE (S67, SK3)
3	140889-21-S68	EA	COUNTERTOP - STORAGE CABINET - ROCKY MT HIGH/PORTS OAK (S68, SK4)
3	140889-21-S69	EA	COUNTERTOP - STORAGE CABINET - ROCKY MT HIGH/CHERRY (S69, SK5)
3	140889-21-S70	EA	COUNTERTOP - STORAGE CABINET - ROCKY MT HIGH/WASHED MAPLE (S70, SK6)
3	140889-21-S71	EA	COUNTERTOP - STORAGE CABINET - ROCKY MT HIGH/SIERRA MAPLE (S71, SK7)
3	140889-21-S72	EA	COUNTERTOP - STORAGE CABINET - GRAY TRANQUILITY/PORT OAK (S72, SL0)
3	140889-21-S73	EA	COUNTERTOP - STORAGE CABINET - GRAY TRANQUILITY/CHERRY (S73, SL1)
3	140889-21-S74	EA	COUNTERTOP - STORAGE CABINET - GRAY TRANQUILITY/WASHED MPL (S74, SL2)
3	140889-21-S75	EA	COUNTERTOP - STORAGE CABINET - GRAY TRANQUILITY/SIERRA MPL (S75, SL3)
4	150600-01-S64	EA	CABINET - OVERHEAD/TV/REAR - W/O DOORS/HARDWARE - PORTSMOUTH OAK
4	150600-01-S65	EA	CABINET - OVERHEAD/TV/REAR - W/O DOORS/HARDWARE - CONCERT CHERRY
4	150600-01-S66	EA	CABINET - OVERHEAD/TV/REAR - W/O DOORS/HARDWARE - WASHED MAPLE
4	150600-01-S67	EA	CABINET - OVERHEAD/TV/REAR - W/O DOORS/HARDWARE - SIERRA MAPLE
5	148247-05-02B	EA	STRAP/TIEDOWN - TV - E-COATED
6	150601-26-S64	EA	SHELF - CABINET - HAMPER/STORAGE - PORTSMOUTH OAK
6	150601-26-S65	EA	SHELF - CABINET - HAMPER/STORAGE - CONCERT CHERRY
6	150601-26-S66	EA	SHELF - CABINET - HAMPER/STORAGE - WASHED MAPLE
6	150601-26-S67	EA	SHELF - CABINET - HAMPER/STORAGE - SIERRA MAPLE
7	P50601-01-S64	EA	CABINET - HAMPER/STORAGE-W/O COUNTERTOP/DOORS/DRAWERS/HDW - PORTSMOUTH OAK
7	P50601-01-S65	EA	CABINET - HAMPER/STORAGE-W/O COUNTERTOP/DOORS/DRAWERS/HDW - CONCERT CHERRY
7	P50601-01-S66	EA	CABINET - HAMPER/STORAGE-W/O COUNTERTOP/DOORS/DRAWERS/HDW - WASHED MAPLE
7	P50601-01-S67	EA	CABINET - HAMPER/STORAGE-W/O COUNTERTOP/DOORS/DRAWERS/HDW - SIERRA MAPLE
7	P50601-02-S64	EA	CABINET - HAMPER/STORAGE-W/O CNTP/DRS/DWRS/HDW - PORTSMOUTH OAK - WASHER DRYER
7	P50601-02-S65	EA	CABINET - HAMPER/STORAGE-W/O CNTP/DRS/DWRS/HDW - CONCERT CHERRY - WASHER DRYER

**CABINET & APPLIANCE GROUP (CONTINUED)**  
**CABINET & APPLIANCE LAYOUT (CONTINUED)**

KEY	PART NUMBER	U/M	DESCRIPTION
7	P50601-02-S66	EA	CABINET - HAMPER/STORAGE-W/O CNTP/DRS/DWRS/HDW - WASHED MAPLE - WASHER DRYER
7	P50601-02-S67	EA	CABINET - HAMPER/STORAGE-W/O CNTP/DRS/DWRS/HDW - SIERRA MAPLE - WASHER DRYER WASHER DRYER INSTALLATION ILLUSTRATED LATER IN THIS AREA
8	141859-01-S64	EA	CABINET/DINETTE W/BACK(WRAPPED)-RIGHT HAND - W/O DOORS/HDW (S64, SK0)
8	141859-01-S65	EA	CABINET/DINETTE W/BACK(WRAPPED)-RIGHT HAND - W/O DOORS/HDW (S65, SK1)
8	141859-01-S66	EA	CABINET/DINETTE W/BACK(WRAPPED)-RIGHT HAND - W/O DOORS/HDW (S66, SK2)
8	141859-01-S67	EA	CABINET/DINETTE W/BACK(WRAPPED)-RIGHT HAND - W/O DOORS/HDW (S67, SK3)
8	141859-01-S68	EA	CABINET/DINETTE W/BACK(WRAPPED)-RIGHT HAND - W/O DOORS/HDW (S68, SK4)
8	141859-01-S69	EA	CABINET/DINETTE W/BACK(WRAPPED)-RIGHT HAND - W/O DOORS/HDW (S69, SK5)
8	141859-01-S70	EA	CABINET/DINETTE W/BACK(WRAPPED)-RIGHT HAND - W/O DOORS/HDW (S70, SK6)
8	141859-01-S71	EA	CABINET/DINETTE W/BACK(WRAPPED)-RIGHT HAND - W/O DOORS/HDW (S71, SK7)
8	141859-01-S72	EA	CABINET/DINETTE W/BACK(WRAPPED)-RIGHT HAND - W/O DOORS/HDW (S72, SL0)
8	141859-01-S73	EA	CABINET/DINETTE W/BACK(WRAPPED)-RIGHT HAND - W/O DOORS/HDW (S73, SL1)
8	141859-01-S74	EA	CABINET/DINETTE W/BACK(WRAPPED)-RIGHT HAND - W/O DOORS/HDW (S74, SL2)
8	141859-01-S75	EA	CABINET/DINETTE W/BACK(WRAPPED)-RIGHT HAND - W/O DOORS/HDW (S75, SL3)
9	081295-01-N70	EA	SUPPORT - BED/DINETTE - 28" LONG - PORTSMOUTH OAK
9	081295-01-M52	EA	SUPPORT - BED/DINETTE - 28" LONG - CONCERT CHERRY
9	081295-01-H37	EA	SUPPORT - BED/DINETTE - 28" LONG - WASHED MAPLE
9	081295-01-RE0	EA	SUPPORT - BED/DINETTE - 28" LONG - SIERRA MAPLE
10	142033-01-000	EA	BRACKET - DINETTE - RIGHT HAND
11	142033-02-000	EA	BRACKET - DINETTE - LEFT HAND
12	141859-02-S64	EA	CABINET/DINETTE W/BACK(WRAPPED)-LEFT HAND - W/O DOORS/HDW (S64, SK0)
12	141859-02-S65	EA	CABINET/DINETTE W/BACK(WRAPPED)-LEFT HAND - W/O DOORS/HDW (S65, SK1)
12	141859-02-S66	EA	CABINET/DINETTE W/BACK(WRAPPED)-LEFT HAND - W/O DOORS/HDW (S66, SK2)
12	141859-02-S67	EA	CABINET/DINETTE W/BACK(WRAPPED)-LEFT HAND - W/O DOORS/HDW (S67, SK3)
12	141859-02-S68	EA	CABINET/DINETTE W/BACK(WRAPPED)-LEFT HAND - W/O DOORS/HDW (S68, SK4)
12	141859-02-S69	EA	CABINET/DINETTE W/BACK(WRAPPED)-LEFT HAND - W/O DOORS/HDW (S69, SK5)
12	141859-02-S70	EA	CABINET/DINETTE W/BACK(WRAPPED)-LEFT HAND - W/O DOORS/HDW (S70, SK6)
12	141859-02-S71	EA	CABINET/DINETTE W/BACK(WRAPPED)-LEFT HAND - W/O DOORS/HDW (S71, SK7)
12	141859-02-S72	EA	CABINET/DINETTE W/BACK(WRAPPED)-LEFT HAND - W/O DOORS/HDW (S72, SL0)
12	141859-02-S73	EA	CABINET/DINETTE W/BACK(WRAPPED)-LEFT HAND - W/O DOORS/HDW (S73, SL1)
12	141859-02-S74	EA	CABINET/DINETTE W/BACK(WRAPPED)-LEFT HAND - W/O DOORS/HDW (S74, SL2)
12	141859-02-S75	EA	CABINET/DINETTE W/BACK(WRAPPED)-LEFT HAND - W/O DOORS/HDW (S75, SL3)
13	145194-03-S64	EA	CABINET - OVERHEAD/DINETTE - W/O DOORS/HARDWARE - PORTSMOUTH OAK
13	145194-03-S65	EA	CABINET - OVERHEAD/DINETTE - W/O DOORS/HARDWARE - CONCERT CHERRY
13	145194-03-S66	EA	CABINET - OVERHEAD/DINETTE - W/O DOORS/HARDWARE - WASHED MAPLE
13	145194-03-S67	EA	CABINET - OVERHEAD/DINETTE - W/O DOORS/HARDWARE - SIERRA MAPLE
13	145194-02-S64	EA	CABINET - OVERHEAD/DINETTE - W/O DOORS/HDW - PORTSMOUTH OAK - SURROUND SOUND
13	145194-02-S65	EA	CABINET - OVERHEAD/DINETTE - W/O DOORS/HDW - CONCERT CHERRY - SURROUND SOUND
13	145194-02-S66	EA	CABINET - OVERHEAD/DINETTE - W/O DOORS/HDW - WASHED MAPLE - SURROUND SOUND
13	145194-02-S67	EA	CABINET - OVERHEAD/DINETTE - W/O DOORS/HDW - SIERRA MAPLE - SURROUND SOUND
14	133856-01-N42	EA	CABINET/WALL - W/FOLD DOWN TABLE/LEG - PORTSMOUTH OAK
14	133856-01-L52	EA	CABINET/WALL - W/FOLD DOWN TABLE/LEG - CONCERT CHERRY
14	133856-01-RW4	EA	CABINET/WALL - W/FOLD DOWN TABLE/LEG - WASHED MAPLE
14	133856-01-S67	EA	CABINET/WALL - W/FOLD DOWN TABLE/LEG - SIERRA MAPLE
15	133856-11-N42	EA	TABLE TOP - LARGE SECTION - LAMINATED - PORTSMOUTH OAK
15	133856-11-L52	EA	TABLE TOP - LARGE SECTION - LAMINATED - CONCERT CHERRY
15	133856-11-RW4	EA	TABLE TOP - LARGE SECTION - LAMINATED - WASHED MAPLE
15	133856-11-S67	EA	TABLE TOP - LARGE SECTION - LAMINATED - SIERRA MAPLE
16	133856-12-N42	EA	TABLE TOP - SMALL HINGED SECTION-LAMINATED-PORTSMOUTH OAK
16	133856-12-L52	EA	TABLE TOP - SMALL HINGED SECTION - LAMINATED-PLANK CHERRY - CONCERT CHERRY
16	133856-12-RW4	EA	TABLE TOP - SMALL HINGED SECTION-LAMINATED - WASHED MAPLE
16	133856-12-S67	EA	TABLE TOP - SMALL HINGED SECTION-LAMINATED - HONEY MAPLE - SIERRA MAPLE
17	024275-13-000	EA	ROD - TABLE LIFT - OFF/WHITE
18	024281-15-000	EA	BRACKET/TABLE - LIFT ROD/LOWER WALL MOUNTED - 17.1"
19	140921-02-01A	EA	BRACKET/TABLE SUPPORT - 18.5" - OFF WHITE
20	143798-01-01A	EA	CATCH - FLOOR TO TABLE LEG - BRIGHT WHITE
21	149081-08-S64	EA	TABLE/DINETTE - W/ADJ FRAME/LEG - 24"W X 41.5"D (S64, SK0)
21	149081-08-S65	EA	TABLE/DINETTE - W/ADJ FRAME/LEG - 24"W X 41.5"D (S65, SK1)
21	149081-08-S66	EA	TABLE/DINETTE - W/ADJ FRAME/LEG - 24"W X 41.5"D (S66, SK2)
21	149081-08-S67	EA	TABLE/DINETTE - W/ADJ FRAME/LEG - 24"W X 41.5"D (S67, SK3)
21	149081-08-S68	EA	TABLE/DINETTE - W/ADJ FRAME/LEG - 24"W X 41.5"D (S68, SK4)
21	149081-08-S69	EA	TABLE/DINETTE - W/ADJ FRAME/LEG - 24"W X 41.5"D (S69, SK5)
21	149081-08-S70	EA	TABLE/DINETTE - W/ADJ FRAME/LEG - 24"W X 41.5"D (S70, SK6)

**CABINET & APPLIANCE GROUP (CONTINUED)**  
**CABINET & APPLIANCE LAYOUT (CONTINUED)**



KEY	PART NUMBER	U/M	DESCRIPTION
21	149081-08-S71	EA	TABLE/DINETTE - W/ADJ FRAME/LEG - 24"W X 41.5"D (S71, SK7)
21	149081-08-S72	EA	TABLE/DINETTE - W/ADJ FRAME/LEG - 24"W X 41.5"D (S72, SL0)
21	149081-08-S73	EA	TABLE/DINETTE - W/ADJ FRAME/LEG - 24"W X 41.5"D (S73, SL1)
21	149081-08-S74	EA	TABLE/DINETTE - W/ADJ FRAME/LEG - 24"W X 41.5"D (S74, SL2)
21	149081-08-S75	EA	TABLE/DINETTE - W/ADJ FRAME/LEG - 24"W X 41.5"D (S75, SL3)
22	153343-02-SD0	EA	CABINET - PANTRY/SLIDE - W/O DOORS/DRAWERS/HDW - PORTSMOUTH OAK FROM: 10-18-04 THRU: 99-99-99
22	153343-02-SD1	EA	CABINET - PANTRY/SLIDE - W/O DOORS/DRAWERS/HDW - CONCERT CHERRY FROM: 10-18-04 THRU: 99-99-99
22	153343-02-SD2	EA	CABINET - PANTRY/SLIDE - W/O DOORS/DRAWERS/HDW - WASHED MAPLE FROM: 10-18-04 THRU: 99-99-99
22	153343-02-S67	EA	CABINET - PANTRY/SLIDE - W/O DOORS/DRAWERS/HDW - SIERRA MAPLE FROM: 10-18-04 THRU: 99-99-99
23	153343-04-S64	EA	CABINET - PANTRY/SLIDE - W/O DOORS/DRAWERS/HDW - PORTSMOUTH OAK FROM: 10-18-04 THRU: 99-99-99
23	153343-04-S65	EA	CABINET - PANTRY/SLIDE - W/O DOORS/DRAWERS/HDW - CONCERT CHERRY FROM: 10-18-04 THRU: 99-99-99
23	153343-04-S66	EA	CABINET - PANTRY/SLIDE - W/O DOORS/DRAWERS/HDW - WASHED MAPLE FROM: 10-18-04 THRU: 99-99-99
23	153343-04-S67	EA	CABINET - PANTRY/SLIDE - W/O DOORS/DRAWERS/HDW - SIERRA MAPLE FROM: 10-18-04 THRU: 99-99-99
24	P34457-03-N47	EA	PANEL - INSERT RAISED MEMBRANE - 21.5" X 14.5" - PORTSMOUTH OAK
24	P34457-03-L85	EA	PANEL - INSERT RAISED MEMBRANE - 21.5" X 14.5" - CONCERT CHERRY
24	P34457-03-L94	EA	PANEL - INSERT RAISED MEMBRANE - 21.5" X 14.5" - WASHED MAPLE
24	P34457-03-SA3	EA	PANEL - INSERT RAISED MEMBRANE - 21.5" X 14.5" - SIERRA MAPLE
24	P34457-04-N47	EA	PANEL - INSERT RAISED MEMBRANE - 21.5" X 38.5" - PORTSMOUTH OAK
24	P34457-04-L85	EA	PANEL - INSERT RAISED MEMBRANE - 21.5" X 38.5" - CONCERT CHERRY
24	P34457-04-L94	EA	PANEL - INSERT RAISED MEMBRANE - 21.5" X 38.5" - WASHED MAPLE
24	P34457-04-SA3	EA	PANEL - INSERT RAISED MEMBRANE - 21.5" X 38.5" - SIERRA MAPLE
24	116751-05-01A	EA	TRAY - REFRIGERATOR - BLACK
24*	121569-06-01A	EA	REFRIGERATOR - LARGE DBL DOOR/2 WAY - BLACK
24*	120075-22-01A	EA	REFRIG-LG DBL SST DR/LH HANDLE - <b>STAINLESS STEEL PKG</b>
24	120075-23-01A	EA	REFRIGERATOR-LGE DBL DR-2-WAY/LH/ICE MAKER/FLUSH HDL-BLACK - <b>W/ICE MAKER</b>
24*	120075-17-01A	EA	REFRIG-LG DBL SST DR/LH HANDLE(WINN) - <b>W/ICE MAKER/STAINLESS STEEL PKG</b>



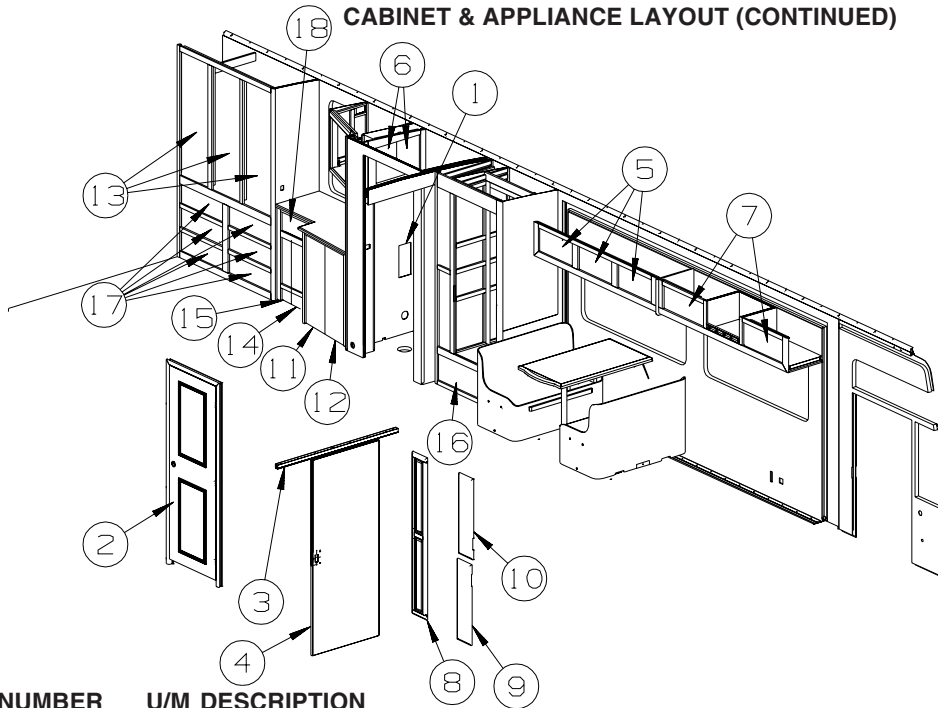
**CABINET & APPLIANCE GROUP (CONTINUED)**  
**CABINET & APPLIANCE LAYOUT (CONTINUED)**

<b>KEY</b>	<b>PART NUMBER</b>	<b>U/M</b>	<b>DESCRIPTION</b>
25	P34457-01-N75	EA	PANEL - INSERT RAISED MEMBRANE - 16.1" X 18.3" - PORTSMOUTH OAK
25	P34457-01-LQ1	EA	PANEL - INSERT RAISED MEMBRANE - 16.1" X 18.3" - CONCERT CHERRY
25	P34457-01-L94	EA	PANEL - INSERT RAISED MEMBRANE - 16.1" X 18.3" - WASHED MAPLE
25	P34457-01-SA3	EA	PANEL - INSERT RAISED MEMBRANE - 16.1" X 18.3" - SIERRA MAPLE
25	P34457-02-N75	EA	PANEL - INSERT RAISED MEMBRANE - 16.1" X 41.1" - PORTSMOUTH OAK
25	P34457-02-LQ1	EA	PANEL - INSERT RAISED MEMBRANE - 16.1" X 41.1" - CONCERT CHERRY
25	P34457-02-L94	EA	PANEL - INSERT RAISED MEMBRANE - 16.1" X 41.1" - WASHED MAPLE
25	P34457-02-SA3	EA	PANEL - INSERT RAISED MEMBRANE - 16.1" X 41.1" - SIERRA MAPLE
25	118871-02-01A	EA	TRAY - REFRIGERATOR - SIDE/SIDE - BLACK - 34.4" LONG
25*	125242-02-01A	EA	REFRIGERATOR-4 DR-W/ICE MKR-W/CONTOURED HANDLE-NORCOLD1201
25*	125242-03-01A	EA	REFRIGERATOR - 4 DR- W/ICE MAKER - SST - <b>W/O PANEL INSERTS/STAINLESS STEEL PKG</b>
	054450-01-000	EA	LEVEL - REFRIGERATOR
26	140374-37-000	EA	MIRROR - SAFETY GLASS - 10.3" X 18.2"
27	145193-03-S64	EA	CABINET - OVERHEAD/COUCH - W/O DOORS/HARDWARE - PORTSMOUTH OAK
27	145193-03-S65	EA	CABINET - OVERHEAD/COUCH - W/O DOORS/HARDWARE - CONCERT CHERRY
27	145193-03-S66	EA	CABINET - OVERHEAD/COUCH - W/O DOORS/HARDWARE - WASHED MAPLE
27	145193-03-S67	EA	CABINET - OVERHEAD/COUCH - W/O DOORS/HARDWARE - SIERRA MAPLE
27	145193-04-S64	EA	CABINET - OVERHEAD/COUCH - W/O DOORS/HDW - PORTSMOUTH OAK - <b>SURROUND SOUND</b>
27	145193-04-S65	EA	CABINET - OVERHEAD/COUCH - W/O DOORS/HDW - CONCERT CHERRY - <b>SURROUND SOUND</b>
27	145193-04-S66	EA	CABINET - OVERHEAD/COUCH - W/O DOORS/HDW - WASHED MAPLE - <b>SURROUND SOUND</b>
27	145193-04-S67	EA	CABINET - OVERHEAD/COUCH - W/O DOORS/HDW - SIERRA MAPLE - <b>SURROUND SOUND</b>

**\*COMPONENT PARTS LISTED LATER IN THIS GROUP**

# CABINET & APPLIANCE GROUP (CONTINUED)

## CABINET & APPLIANCE LAYOUT (CONTINUED)



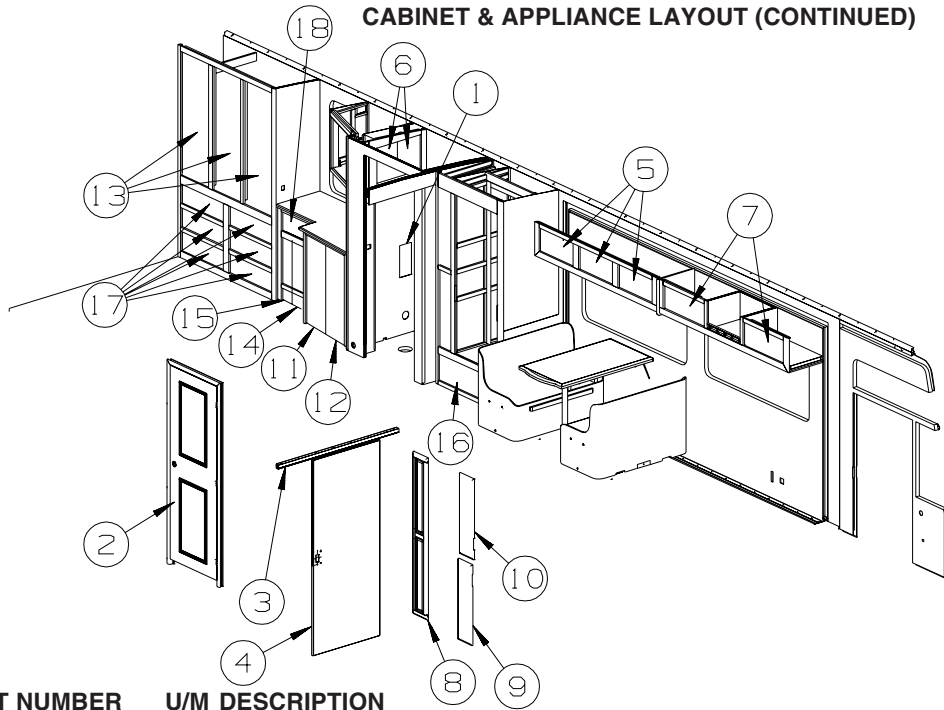
KEY	PART NUMBER	U/M	DESCRIPTION
1	144803-EM-S64	EA	FACE/DRAWER - SOLID PANEL/OGEE EDGE - 6.1" X 13"-W/O HDW - PORTSMOUTH OAK
1	144803-EM-S65	EA	FACE/DRAWER - SOLID PANEL/OGEE EDGE - 6.1" X 13"-W/O HDW - CONCERT CHERRY
1	144803-EM-S66	EA	FACE/DRAWER - SOLID PANEL/OGEE EDGE - 6.1" X 13"-W/O HDW - WASHED MAPLE
1	144803-EM-S67	EA	FACE/DRAWER - SOLID PANEL/OGEE EDGE - 6.1" X 13"-W/O HDW - SIERRA MAPLE
1	144803-EM-SK0	EA	FACE/DRAWER - SLD PANEL/OG - 6.1" X 13"-W/O HDW - PORTSMOUTH OAK - <b>STAINLESS STEEL PKG</b>
1	144803-EM-SK1	EA	FACE/DRAWER - SLD PANEL/OG - 6.1" X 13"-W/O HDW - CONCERT CHERRY - <b>STAINLESS STEEL PKG</b>
1	144803-EM-SK2	EA	FACE/DRAWER - SLD PANEL/OG - 6.1" X 13"-W/O HDW - WASHED MAPLE - <b>STAINLESS STEEL PKG</b>
1	144803-EM-SK3	EA	FACE/DRAWER - SLD PANEL/OG - 6.1" X 13"-W/O HDW - SIERRA MAPLE - <b>STAINLESS STEEL PKG</b>
2	144645-04-R13	EA	DOOR - BATH - W/O FRAME (PICTURE)/TOWEL RACK/HDW - PORTSMOUTH OAK
2	144645-04-R14	EA	DOOR - BATH - W/O FRAME (PICTURE)/TOWEL RACK/HDW - CONCERT CHERRY
2	144645-04-RW1	EA	DOOR - BATH - W/O FRAME (PICTURE)/TOWEL RACK/HDW - WASHED MAPLE
2	144645-04-S67	EA	DOOR - BATH - W/O FRAME (PICTURE)/TOWEL RACK/HDW - SIERRA MAPLE
	064467-01-000	EA	GUIDE - POCKET - SLIDING DOOR - WALL MOUNTED
3	145608-16-01A	EA	TRACK - DOOR - 54" - OFF WHITE
4	146047-01-R83	EA	DOOR - SLIDING - W/O HARDWARE - PORTSMOUTH OAK
4	146047-01-R84	EA	DOOR - SLIDING - W/O HARDWARE - CONCERT CHERRY
4	146047-01-RW4	EA	DOOR - SLIDING - W/O HARDWARE - WASHED MAPLE
4	146047-01-S67	EA	DOOR - SLIDING - W/O HARDWARE - SIERRA MAPLE
4	146047-01-S76	EA	DOOR - SLIDING - W/O HARDWARE - PORTSMOUTH OAK - <b>STAINLESS STEEL PKG</b>
4	146047-01-S77	EA	DOOR - SLIDING - W/O HARDWARE - CONCERT CHERRY - <b>STAINLESS STEEL PKG</b>
4	146047-01-S78	EA	DOOR - SLIDING - W/O HARDWARE - WASHED MAPLE - <b>STAINLESS STEEL PKG</b>
4	146047-01-S79	EA	DOOR - SLIDING - W/O HARDWARE - SIERRA MAPLE - <b>STAINLESS STEEL PKG</b>
5	136954-34-R38	EA	DOOR - RAISED PANEL/OGEE EDGE - 10.6" X 19.9" - W/O HDW - PORTSMOUTH OAK
5	136954-34-R39	EA	DOOR - RAISED PANEL/OGEE EDGE - 10.6" X 19.9" - W/O HDW - CONCERT CHERRY
5	136954-34-S66	EA	DOOR - RAISED PANEL/OGEE EDGE - 10.6" X 19.9" - W/O HDW - WASHED MAPLE
5	136954-34-S67	EA	DOOR - RAISED PANEL/OGEE EDGE - 10.6" X 19.9" - W/O HDW - SIERRA MAPLE
5	136954-34-SK0	EA	DOOR - RAISED PANEL/OGEE - 10.6" X 19.9" - PORTSMOUTH OAK - <b>STAINLESS STEEL PACKAGE</b>
5	136954-34-SK1	EA	DOOR - RAISED PANEL/OGEE - 10.6" X 19.9" - CONCERT CHERRY - <b>STAINLESS STEEL PACKAGE</b>
5	136954-34-SK2	EA	DOOR - RAISED PANEL/OGEE - 10.6" X 19.9" - WASHED MAPLE - <b>STAINLESS STEEL PACKAGE</b>
5	136954-34-SK3	EA	DOOR - RAISED PANEL/OGEE - 10.6" X 19.9" - SIERRA MAPLE - <b>STAINLESS STEEL PACKAGE</b>
6	136954-37-R38	EA	DOOR - RAISED PANEL/OGEE EDGE - 10.8" X 16.5" - W/O HDW - PORTSMOUTH OAK
6	136954-37-R39	EA	DOOR - RAISED PANEL/OGEE EDGE - 10.8" X 16.5" - W/O HDW - CONCERT CHERRY
6	136954-37-S66	EA	DOOR - RAISED PANEL/OGEE EDGE - 10.8" X 16.5" - W/O HDW - WASHED MAPLE
6	136954-37-S67	EA	DOOR - RAISED PANEL/OGEE EDGE - 10.8" X 16.5" - W/O HDW - SIERRA MAPLE
6	136954-37-SK0	EA	DOOR - RSD PNL/OG EDG - 10.8" X 16.5" - W/O HDW - PORTSMOUTH OAK - <b>STAINLESS STEEL PKG</b>
6	136954-37-SK1	EA	DOOR - RSD PNL/OG EDG - 10.8" X 16.5" - W/O HDW - CONCERT CHERRY - <b>STAINLESS STEEL PKG</b>
6	136954-37-SK2	EA	DOOR - RSD PNL/OG EDG - 10.8" X 16.5" - W/O HDW - WASHED MAPLE - <b>STAINLESS STEEL PKG</b>
6	136954-37-SK3	EA	DOOR - RSD PNL/OG EDG - 10.8" X 16.5" - W/O HDW - SIERRA MAPLE - <b>STAINLESS STEEL PKG</b>
7	136954-43-R38	EA	DOOR - RAISED PANEL/OGEE - 10.8" X 23.8" - PORTSMOUTH OAK
7	136954-43-R39	EA	DOOR - RAISED PANEL/OGEE - 10.8" X 23.8" - CONCERT CHERRY
7	136954-43-SA2	EA	DOOR - RAISED PANEL/OGEE - 10.8" X 23.8" - WASHED MAPLE
7	136954-43-SA3	EA	DOOR - RAISED PANEL/OGEE - 10.8" X 23.8" - SIERRA MAPLE

**CABINET & APPLIANCE GROUP (CONTINUED)**  
**CABINET & APPLIANCE LAYOUT (CONTINUED)**

KEY	PART NUMBER	U/M	DESCRIPTION
7	136954-43-SN0	EA	DOOR - RAISED PANEL/OGEE - 10.8" X 23.8" - PORTSMOUTH OAK - STAINLESS STEEL PACKAGE
7	136954-43-SN1	EA	DOOR - RAISED PANEL/OGEE - 10.8" X 23.8" - CONCERT CHERRY - STAINLESS STEEL PACKAGE
7	136954-43-SN2	EA	DOOR - RAISED PANEL/OGEE - 10.8" X 23.8" - WASHED MAPLE - STAINLESS STEEL PACKAGE
7	136954-43-SN3	EA	DOOR - RAISED PANEL/OGEE - 10.8" X 23.8" - SIERRA MAPLE - STAINLESS STEEL PACKAGE
8	136954-01-S64	EA	DOOR - RAISED PANEL/OGEE EDGE - 8.1" X 60.8" - W/O HDW - PORTSMOUTH OAK FROM: 00-00-00 THRU: 10-17-04
8	136954-01-S65	EA	DOOR - RAISED PANEL/OGEE EDGE - 8.1" X 60.8" - W/O HDW - CONCERT CHERRY FROM: 00-00-00 THRU: 10-17-04
8	136954-01-S66	EA	DOOR - RAISED PANEL/OGEE EDGE - 8.1" X 60.8" - W/O HDW - WASHED MAPLE FROM: 00-00-00 THRU: 10-17-04
8	136954-01-S67	EA	DOOR - RAISED PANEL/OGEE EDGE - 8.1" X 60.8" - W/O HDW - SIERRA MAPLE FROM: 00-00-00 THRU: 10-17-04
8	136954-01-SK0	EA	DOOR - RAISED PANEL/OGEE - 8.1" X 60.8" - W/O HDW - PORTSMOUTH OAK - STAINLESS STEEL PKG FROM: 00-00-00 THRU: 10-17-04
8	136954-01-SK1	EA	DOOR - RAISED PANEL/OGEE - 8.1" X 60.8" - W/O HDW - CONCERT CHERRY - STAINLESS STEEL PKG FROM: 00-00-00 THRU: 10-17-04
8	136954-01-SK2	EA	DOOR - RAISED PANEL/OGEE - 8.1" X 60.8" - W/O HDW - WASHED MAPLE - STAINLESS STEEL PKG FROM: 00-00-00 THRU: 10-17-04
8	136954-01-SK3	EA	DOOR - RAISED PANEL/OGEE - 8.1" X 60.8" - W/O HDW - SIERRA MAPLE - STAINLESS STEEL PKG FROM: 00-00-00 THRU: 10-17-04
9	145298-32-SD0	EA	DOOR - SOLID PANEL/PENCIL EDGE - 8.1" X 30.3" - W/O HDW - PORTSMOUTH OAK FROM: 10-18-04 THRU: 99-99-99
9	145298-32-SD1	EA	DOOR - SOLID PANEL/PENCIL EDGE - 8.1" X 30.3" - W/O HDW - CONCERT CHERRY FROM: 10-18-04 THRU: 99-99-99
9	145298-32-SD2	EA	DOOR - SOLID PANEL/PENCIL EDGE - 8.1" X 30.3" - W/O HDW - WASHED MAPLE FROM: 10-18-04 THRU: 99-99-99
9	145298-32-S67	EA	DOOR - SOLID PANEL/PENCIL EDGE - 8.1" X 30.3" - W/O HDW - SIERRA MAPLE FROM: 10-18-04 THRU: 99-99-99
9	145298-32-ST0	EA	DR - SLD PNL/PNIL EDG-8.1"X30.3"-W/O HDW - PORTSMOUTH OAK - STAINLESS STEEL PKG FROM: 10-18-04 THRU: 99-99-99
9	145298-32-ST1	EA	DR - SLD PNL/PNIL EDG-8.1"X30.3"-W/O HDW - CONCERT CHERRY - STAINLESS STEEL PKG FROM: 10-18-04 THRU: 99-99-99
9	145298-32-ST2	EA	DR - SLD PNL/PNIL EDG-8.1"X30.3"-W/O HDW - WASHED MAPLE - STAINLESS STEEL PKG FROM: 10-18-04 THRU: 99-99-99
9	145298-32-SK3	EA	DR - SLD PNL/PNIL EDG-8.1"X30.3"-W/O HDW - SIERRA MAPLE - STAINLESS STEEL PKG FROM: 10-18-04 THRU: 99-99-99
10	145298-33-SD0	EA	DOOR - SOLID PANEL/PENCIL EDGE - 8.1" X 30.3" - W/O HDW - PORTSMOUTH OAK FROM: 10-18-04 THRU: 99-99-99
10	145298-33-SD1	EA	DOOR - SOLID PANEL/PENCIL EDGE - 8.1" X 30.3" - W/O HDW - CONCERT CHERRY FROM: 10-18-04 THRU: 99-99-99
10	145298-33-SD2	EA	DOOR - SOLID PANEL/PENCIL EDGE - 8.1" X 30.3" - W/O HDW - WASHED MAPLE FROM: 10-18-04 THRU: 99-99-99
10	145298-33-S67	EA	DOOR - SOLID PANEL/PENCIL EDGE - 8.1" X 30.3" - W/O HDW - SIERRA MAPLE FROM: 10-18-04 THRU: 99-99-99
10	145298-33-ST0	EA	DR - SLD PNL/PNIL EDG-8.1"X30.3"-W/O HDW - PORTSMOUTH OAK - STAINLESS STEEL PKG FROM: 10-18-04 THRU: 99-99-99
10	145298-33-ST1	EA	DR - SLD PNL/PNIL EDG-8.1"X30.3"-W/O HDW - CONCERT CHERRY - STAINLESS STEEL PKG FROM: 10-18-04 THRU: 99-99-99
10	145298-33-ST2	EA	DR - SLD PNL/PNIL EDG-8.1"X30.3"-W/O HDW - WASHED MAPLE - STAINLESS STEEL PKG FROM: 10-18-04 THRU: 99-99-99
10	145298-33-SK3	EA	DR - SLD PNL/PNIL EDG-8.1"X30.3"-W/O HDW - SIERRA MAPLE - STAINLESS STEEL PKG FROM: 10-18-04 THRU: 99-99-99
11	136954-29-S64	EA	DOOR - RAISED PANEL/OGEE - 10" X 29.5" - PORTSMOUTH OAK
11	136954-29-S65	EA	DOOR - RAISED PANEL/OGEE - 10" X 29.5" - CONCERT CHERRY
11	136954-29-S66	EA	DOOR - RAISED PANEL/OGEE - 10" X 29.5" - WASHED MAPLE
11	136954-29-S67	EA	DOOR - RAISED PANEL/OGEE - 10" X 29.5" - SIERRA MAPLE
11	136954-29-SK0	EA	DOOR - RAISED PANEL/OGEE - 10" X 29.5" - PORTSMOUTH OAK - STAINLESS STEEL PACKAGE
11	136954-29-SK1	EA	DOOR - RAISED PANEL/OGEE - 10" X 29.5" - CONCERT CHERRY - STAINLESS STEEL PACKAGE
11	136954-29-SK2	EA	DOOR - RAISED PANEL/OGEE - 10" X 29.5" - WASHED MAPLE - STAINLESS STEEL PACKAGE
11	136954-29-SK3	EA	DOOR - RAISED PANEL/OGEE - 10" X 29.5" - SIERRA MAPLE - STAINLESS STEEL PACKAGE
	076767-04-000	EA	CABLE - STAINLESS STEEL - 5.9"
12	136954-30-S64	EA	DOOR - RAISED PANEL/OGEE - 10" X 29.5" - PORTSMOUTH OAK
12	136954-30-S65	EA	DOOR - RAISED PANEL/OGEE - 10" X 29.5" - CONCERT CHERRY
12	136954-30-S66	EA	DOOR - RAISED PANEL/OGEE - 10" X 29.5" - WASHED MAPLE

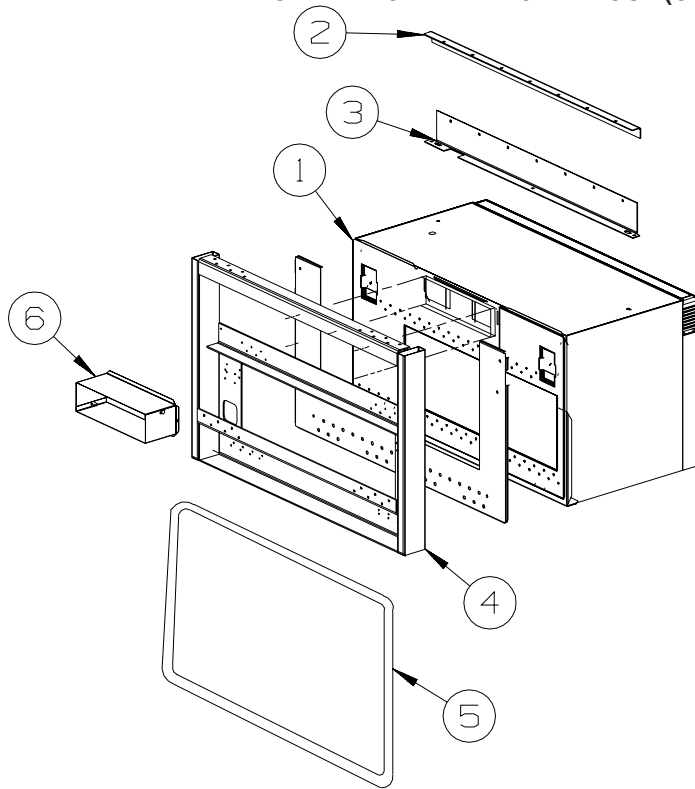
# CABINET & APPLIANCE GROUP (CONTINUED)

## CABINET & APPLIANCE LAYOUT (CONTINUED)



KEY	PART NUMBER	U/M	DESCRIPTION
12	136954-30-S67	EA	DOOR - RAISED PANEL/OGEE - 10" X 29.5" - SIERRA MAPLE
12	136954-30-SK0	EA	DOOR - RAISED PANEL/OGEE - 10" X 29.5" - PORTSMOUTH OAK - <b>STAINLESS STEEL PACKAGE</b>
12	136954-30-SK1	EA	DOOR - RAISED PANEL/OGEE - 10" X 29.5" - CONCERT CHERRY - <b>STAINLESS STEEL PACKAGE</b>
12	136954-30-SK2	EA	DOOR - RAISED PANEL/OGEE - 10" X 29.5" - WASHED MAPLE - <b>STAINLESS STEEL PACKAGE</b>
12	136954-30-SK3	EA	DOOR - RAISED PANEL/OGEE - 10" X 29.5" - SIERRA MAPLE - <b>STAINLESS STEEL PACKAGE</b>
13	141506-03-S64	EA	DOOR - MIRRORED/OGEE EDGE - 16.7" X 48" - W/O HARDWARE - PORTSMOUTH OAK
13	141506-03-S65	EA	DOOR - MIRRORED/OGEE EDGE - 16.7" X 48" - W/O HARDWARE - CONCERT CHERRY
13	141506-03-S66	EA	DOOR - MIRRORED/OGEE EDGE - 16.7" X 48" - W/O HARDWARE - WASHED MAPLE
13	141506-03-S67	EA	DOOR - MIRRORED/OGEE EDGE - 16.7" X 48" - W/O HARDWARE - SIERRA MAPLE
13	141506-03-SK0	EA	DOOR - MIRRORED/OGEE EDGE - 16.7" X 48" - W/O HDW - PORTSMOUTH OAK - <b>STAINLESS STEEL PKG</b>
13	141506-03-SK1	EA	DOOR - MIRRORED/OGEE EDGE - 16.7" X 48" - W/O HDW - CONCERT CHERRY - <b>STAINLESS STEEL PKG</b>
13	141506-03-SK2	EA	DOOR - MIRRORED/OGEE EDGE - 16.7" X 48" - W/O HDW - WASHED MAPLE - <b>STAINLESS STEEL PKG</b>
13	141506-03-SK3	EA	DOOR - MIRRORED/OGEE EDGE - 16.7" X 48" - W/O HDW - SIERRA MAPLE - <b>STAINLESS STEEL PKG</b>
14	144854-04-R38	EA	DOOR - LOUVERED/OGEE EDGE/RIGHT HAND - 12.4" X 32.2" - PORTSMOUTH OAK
14	144854-04-R39	EA	DOOR - LOUVERED/OGEE EDGE/RIGHT HAND - 12.4" X 32.2" - CONCERT CHERRY
14	144854-04-S66	EA	DOOR - LOUVERED/OGEE EDGE/RIGHT HAND - 12.4" X 32.2" - WASHED MAPLE
14	144854-04-S67	EA	DOOR - LOUVERED/OGEE EDGE/RIGHT HAND - 12.4" X 32.2" - SIERRA MAPLE
14	144854-04-SK0	EA	DOOR - LOUVERED/OG EG/RH - 12.4" X 32.2" - PORTSMOUTH OAK - <b>STAINLESS STEEL PKG</b>
14	144854-04-SK1	EA	DOOR - LOUVERED/OG EG/RH - 12.4" X 32.2" - CONCERT CHERRY - <b>STAINLESS STEEL PKG</b>
14	144854-04-SK2	EA	DOOR - LOUVERED/OG EG/RH - 12.4" X 32.2" - WASHED MAPLE - <b>STAINLESS STEEL PKG</b>
14	144854-04-SK3	EA	DOOR - LOUVERED/OG EG/RH - 12.4" X 32.2" - SIERRA MAPLE - <b>STAINLESS STEEL PKG</b>
15	144855-04-R38	EA	DOOR - LOUVERED/OGEE EDGE/LEFT HAND - 12.4" X 32.2" - PORTSMOUTH OAK
15	144855-04-R39	EA	DOOR - LOUVERED/OGEE EDGE/LEFT HAND - 12.4" X 32.2" - CONCERT CHERRY
15	144855-04-S66	EA	DOOR - LOUVERED/OGEE EDGE/LEFT HAND - 12.4" X 32.2" - WASHED MAPLE
15	144855-04-S67	EA	DOOR - LOUVERED/OGEE EDGE/LEFT HAND - 12.4" X 32.2" - SIERRA MAPLE
15	144855-04-SK0	EA	DOOR - LOUVERED/OG EG/LH - 12.4" X 32.2" - PORTSMOUTH OAK - <b>STAINLESS STEEL PKG</b>
15	144855-04-SK1	EA	DOOR - LOUVERED/OG EG/LH - 12.4" X 32.2" - CONCERT CHERRY - <b>STAINLESS STEEL PKG</b>
15	144855-04-SK2	EA	DOOR - LOUVERED/OG EG/LH - 12.4" X 32.2" - WASHED MAPLE - <b>STAINLESS STEEL PKG</b>
15	144855-04-SK3	EA	DOOR - LOUVERED/OG EG/LH - 12.4" X 32.2" - SIERRA MAPLE - <b>STAINLESS STEEL PKG</b>
16	145386-57-R38	EA	DRAWER - OGEE EDGE - 23.4"W X 11.8"D - W/O SLIDES/HARDWARE - PORTSMOUTH OAK
16	145386-57-R39	EA	DRAWER - OGEE EDGE - 23.4"W X 11.8"D - W/O SLIDES/HARDWARE - CONCERT CHERRY
16	145386-57-S66	EA	DRAWER - OGEE EDGE - 23.4"W X 11.8"D - W/O SLIDES/HARDWARE - WASHED MAPLE
16	145386-57-S67	EA	DRAWER - OGEE EDGE - 23.4"W X 11.8"D - W/O SLIDES/HARDWARE - SIERRA MAPLE
17	145492-W4-S64	EA	DRAWER - OGEE EDGE - 22.5"W X 17.7"D - W/O SLIDES/HDW - PORTSMOUTH OAK
17	145492-W4-S65	EA	DRAWER - OGEE EDGE - 22.5"W X 17.7"D - W/O SLIDES/HDW - CONCERT CHERRY
17	145492-W4-S66	EA	DRAWER - OGEE EDGE - 22.5"W X 17.7"D - W/O SLIDES/HDW - WASHED MAPLE
17	145492-W4-S67	EA	DRAWER - OGEE EDGE - 22.5"W X 17.7"D - W/O SLIDES/HDW - SIERRA MAPLE
17	145492-W4-SK0	EA	DRAWER - OG - 22.5"W X 17.7"D - W/O SLIDES/HDW - PORTSMOUTH OAK - <b>STAINLESS STEEL PKG</b>
17	145492-W4-SK1	EA	DRAWER - OG - 22.5"W X 17.7"D - W/O SLIDES/HDW - CONCERT CHERRY - <b>STAINLESS STEEL PKG</b>
17	145492-W4-SK2	EA	DRAWER - OG - 22.5"W X 17.7"D - W/O SLIDES/HDW - WASHED MAPLE - <b>STAINLESS STEEL PKG</b>
17	145492-W4-SK3	EA	DRAWER - OG - 22.5"W X 17.7"D - W/O SLIDES/HDW - SIERRA MAPLE - <b>STAINLESS STEEL PKG</b>
18	145492-Y6-S64	EA	DRAWER - OG - W/O SLIDES/HDW - W/O FACE

**CABINET & APPLIANCE GROUP (CONTINUED)**  
**CABINET & APPLIANCE LAYOUT (CONTINUED)**

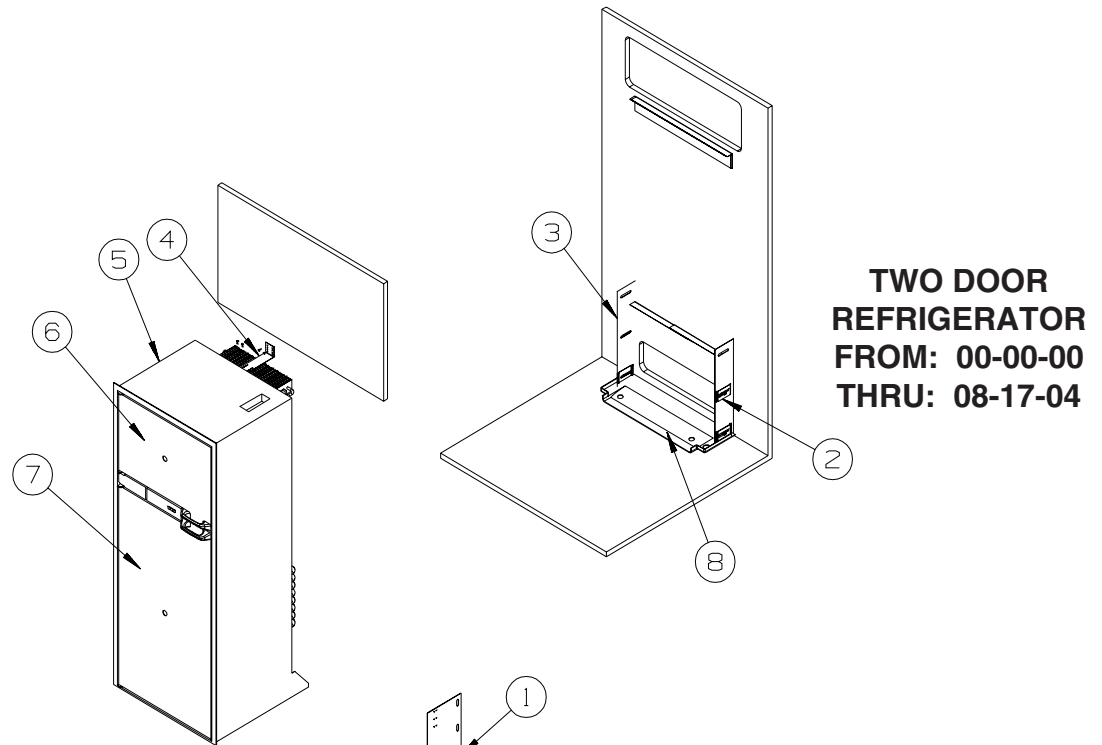


KEY	PART NUMBER	U/M	DESCRIPTION
1*	119267-10-01A	EA	OVEN - MICROWAVE W/HOOD US - #R-1500
1*	119267-10-02A	EA	OVEN - MICROWAVE W/HOOD US - #R-15014 - <b>STAINLESS STEEL PACKAGE</b>
	119267-14-000	EA	VENT - KIT - F/1510
1*	119267-12-01A	EA	OVEN - MICROWAVE W/HOOD US - #R-1875 - <b>CONVECTION</b>
1*	119267-12-02A	EA	OVEN - MICROWAVE W/HOOD US - #R-1874 - <b>CONVECTION/STAINLESS STEEL PACKAGE</b>
1*	119267-13-01A	EA	OVEN - MICROWAVE W/HOOD CSA - #R-1875A - <b>CONVECTION/CANADIAN</b>
1*	119267-13-01A	EA	OVEN - CONVECTION W/HOOD CSA - #R-1875A - <b>STAINLESS STEEL PKG/CONVECTION/CANADIAN</b> FROM: 00-00-00 THRU: 01-16-05
1*	119267-12-02A	EA	OVEN - CONVECTION W/HOOD US - #R-1874 - <b>STAINLESS STEEL PKG/CONVECTION/CANADIAN</b> FROM: 01-17-05 THRU: 99-99-99
2	129836-02-02B	EA	ANGLE - W/HOLES - .7" X 1" X 28.3" - E-COATED - LH
3	129836-07-02B	EA	ANGLE - W/HOLES - E-COATED
4	137824-06-02B	EA	BRACKET - MICROWAVE - E-COATED
5	NOT USED		
6	140093-06-02B	EA	DUCT - E-COATED

**\*COMPONENT PARTS LISTED LATER IN THIS GROUP**



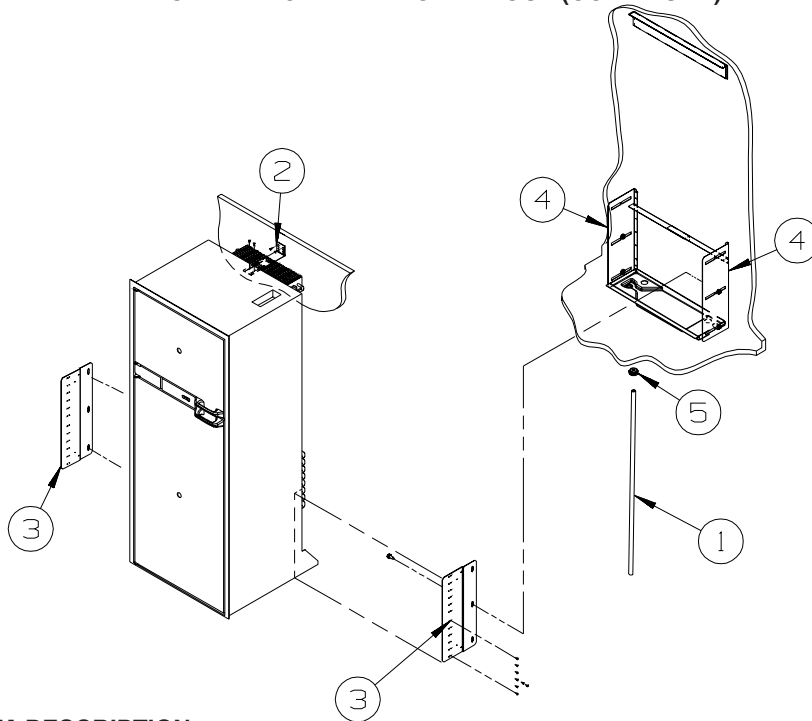
**CABINET & APPLIANCE GROUP (CONTINUED)**  
**CABINET & APPLIANCE LAYOUT (CONTINUED)**



KEY	PART NUMBER	U/M	DESCRIPTION
1	141975-04-02B	EA	PLATE - TIEDOWN/REFRIGERATOR
2	141550-01-02B	EA	BRACKET - TIEDOWN/REFRIGERATOR - RIGHT HAND
3	141550-02-02B	EA	BRACKET - TIEDOWN/REFRIGERATOR - LEFT HAND
4	145445-02-02B	EA	STRAP - REFRIGERATOR
5*	120075-12-01A	EA	REFRIGERATOR - LARGE DOUBLE DOOR/RH - 2-WAY - HANDLE FROM: 00-00-00 THRU: 05-09-04
5*	121569-05-01A	EA	REFRIGERATOR-LARGE DBL DOOR/2 WAY/NON-FLUSH HANDLE-BLK RH FROM: 05-10-04 THRU: 99-99-99
5*	121569-06-01A	EA	REFRIGERATOR - LARGE DBL DOOR/2 WAY - BLACK - G35A
5*	120075-21-01A	EA	REFRIG-LG DBL SST DR/RH HANDLE - STAINLESS STEEL PKG
5*	120075-22-01A	EA	REFRIG-LG DBL SST DR/LH HANDLE - STAINLESS STEEL PKG/G35A ONLY
5*	120075-13-01A	EA	REFRIGERATOR-LARGE DOUBLE DOOR/RH - 2-WAY - ICE MAKER-BLACK - W/ICE MAKER
5	120075-23-01A	EA	REFRIGERATOR-LGE DBL DR-2-WAY/LH/ICE MAKER/FLUSH HDL-BLACK - W/ICE MAKER/G35A ONLY
5*	120075-16-01A	EA	REFRIG-LG DBL SST DR/RH HANDLE - W/ICE MAKER/STAINLESS STEEL PKG
5*	120075-17-01A	EA	REFRIG-LG DBL SST DR/LH HANDLE(WINN) - W/ICE MAKER/STAINLESS STEEL PKG/G35A ONLY
6	P34457-03-N47	EA	PANEL - INSERT RAISED MEMBRANE - 21.5" X 14.5" - PORTSMOUTH OAK
6	P34457-03-L85	EA	PANEL - INSERT RAISED MEMBRANE - 21.5" X 14.5" - CONCERT CHERRY
6	P34457-03-L94	EA	PANEL - INSERT RAISED MEMBRANE - 21.5" X 14.5" - WASHED MAPLE
6	P34457-03-SA3	EA	PANEL - INSERT RAISED MEMBRANE - 21.5" X 14.5" - SIERRA MAPLE
7	P34457-04-N47	EA	PANEL - INSERT RAISED MEMBRANE - 21.5" X 38.5" - PORTSMOUTH OAK
7	P34457-04-L85	EA	PANEL - INSERT RAISED MEMBRANE - 21.5" X 38.5" - CONCERT CHERRY
7	P34457-04-L94	EA	PANEL - INSERT RAISED MEMBRANE - 21.5" X 38.5" - WASHED MAPLE
7	P34457-04-SA3	EA	PANEL - INSERT RAISED MEMBRANE - 21.5" X 38.5" - SIERRA MAPLE
8	112176-01-000	FT	TUBING - VINYL - REINFORCED - 1/2" ID
	116751-05-01A	EA	TRAY - REFRIGERATOR - BLACK
	090329-01-000	FT	SEAL/T - REFRIGERATOR CABINET
	054450-01-000	EA	LEVEL - REFRIGERATOR

\*COMPONENT PARTS LISTED LATER IN THIS GROUP

**CABINET & APPLIANCE GROUP (CONTINUED)**  
**CABINET & APPLIANCE LAYOUT (CONTINUED)**

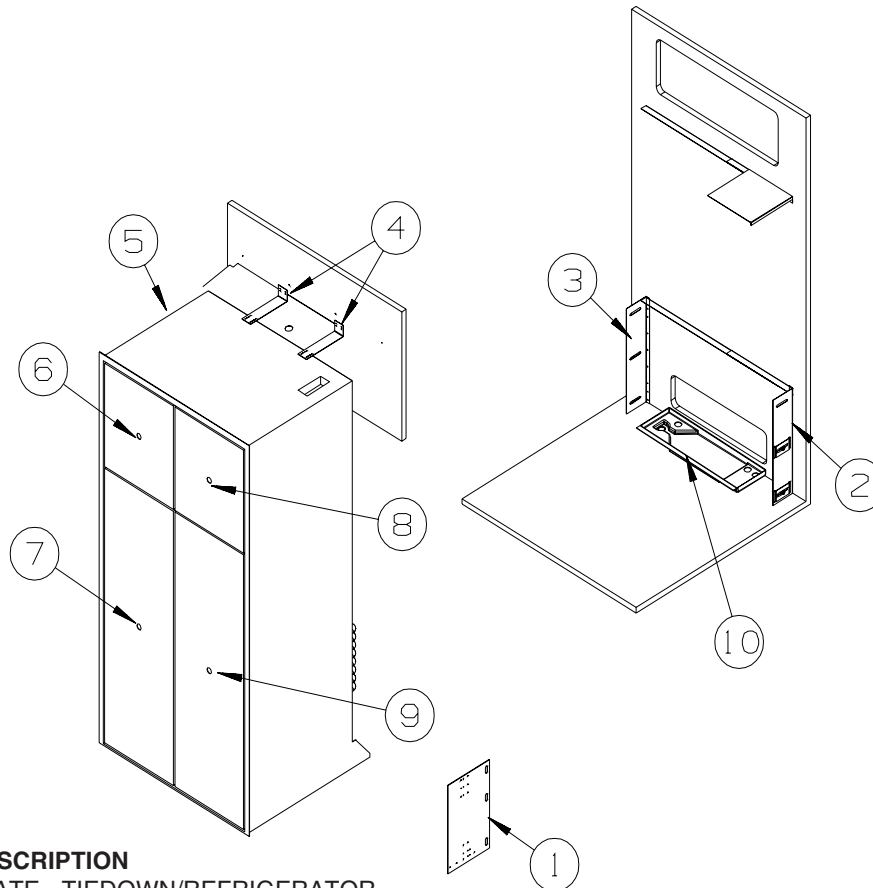


**TWO DOOR  
 REFRIGERATOR  
 FROM: 08-18-04  
 THRU: 99-99-99**

KEY	PART NUMBER	U/M	DESCRIPTION
1	112176-01-000	FT	TUBING - VINYL - REINFORCED - 1/2" ID
2	145445-02-02B	EA	STRAP - REFRIGERATOR - E-COATED
3	150740-01-02B	EA	BRACKET - REFRIGERATOR - E-COATED
4	150740-02-02B	EA	BRACKET - REFRIGERATOR - E-COATED
5	152417-01-01A	EA	CLAMP/RATCHET - F/REFRIDGERATOR DRIP TRAY HOSE - BLACK
5*	121569-05-01A	EA	REFRIGERATOR-LARGE DBL DOOR/2 WAY/NON-FLUSH HANDLE-BLK RH
*	121569-06-01A	EA	REFRIGERATOR - LARGE DBL DOOR/2 WAY - BLACK - <b>G35A</b>
*	120075-21-01A	EA	REFRIG-LG DBL SST DR/RH HANDLE - <b>STAINLESS STEEL PKG</b>
*	120075-22-01A	EA	REFRIG-LG DBL SST DR/LH HANDLE - <b>STAINLESS STEEL PKG/G35A ONLY</b>
*	120075-13-01A	EA	REFRIGERATOR-LARGE DOUBLE DOOR/RH - 2-WAY - ICE MAKER-BLACK - <b>W/ICE MAKER</b>
*	120075-23-01A	EA	REFRIGERATOR-LGE DBL DR-2-WAY/LH/ICE MAKER/FLUSH HDL-BLACK - <b>W/ICE MAKER/G35A ONLY</b>
*	120075-16-01A	EA	REFRIG-LG DBL SST DR/RH HANDLE - <b>W/ICE MAKER/STAINLESS STEEL PKG</b>
*	120075-17-01A	EA	REFRIG-LG DBL SST DR/LH HANDLE(WINN) - <b>W/ICE MAKER/STAINLESS STEEL PKG/G35A ONLY</b>
	P34457-03-N47	EA	PANEL - INSERT RAISED MEMBRANE - 21.5" X 14.5" - PORTSMOUTH OAK
	P34457-03-L85	EA	PANEL - INSERT RAISED MEMBRANE - 21.5" X 14.5" - CONCERT CHERRY
	P34457-03-L94	EA	PANEL - INSERT RAISED MEMBRANE - 21.5" X 14.5" - WASHED MAPLE
	P34457-03-SA3	EA	PANEL - INSERT RAISED MEMBRANE - 21.5" X 14.5" - SIERRA MAPLE
	P34457-04-N47	EA	PANEL - INSERT RAISED MEMBRANE - 21.5" X 38.5" - PORTSMOUTH OAK
	P34457-04-L85	EA	PANEL - INSERT RAISED MEMBRANE - 21.5" X 38.5" - CONCERT CHERRY
	P34457-04-L94	EA	PANEL - INSERT RAISED MEMBRANE - 21.5" X 38.5" - WASHED MAPLE
	P34457-04-SA3	EA	PANEL - INSERT RAISED MEMBRANE - 21.5" X 38.5" - SIERRA MAPLE
	116751-05-01A	EA	TRAY - REFRIGERATOR - BLACK
	090329-01-000	FT	SEAL/T - REFRIGERATOR CABINET
	054450-01-000	EA	LEVEL - REFRIGERATOR

**\*COMPONENT PARTS LISTED LATER IN THIS GROUP**

**CABINET & APPLIANCE GROUP (CONTINUED)**  
**CABINET & APPLIANCE LAYOUT (CONTINUED)**



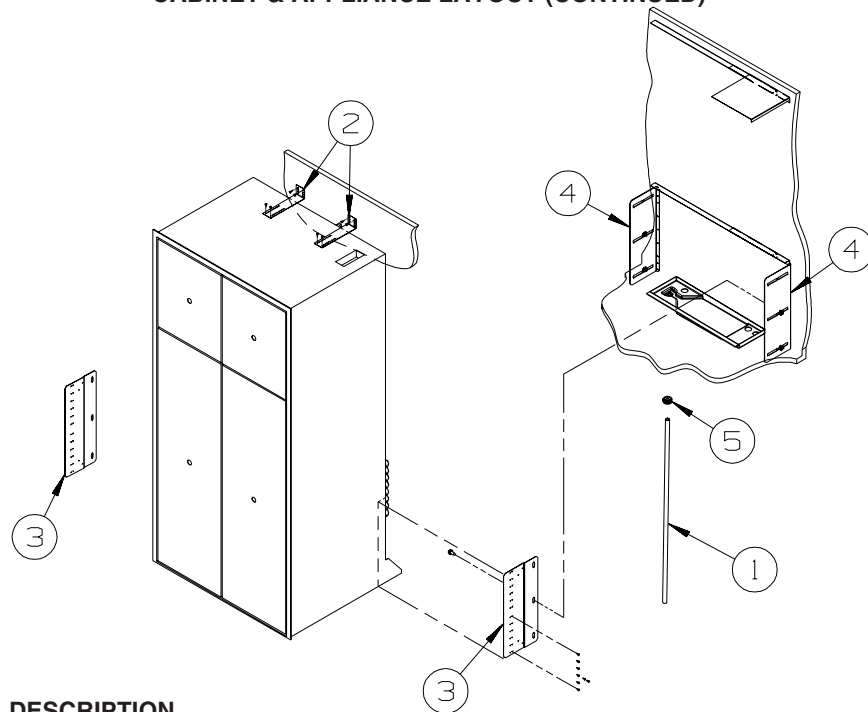
**FOUR DOOR  
 REFRIGERATOR  
 FROM: 00-00-00  
 THRU: 08-17-04**

KEY	PART NUMBER	U/M	DESCRIPTION
1	141975-01-02B	EA	PLATE - TIEDOWN/REFRIGERATOR
2	141550-01-02B	EA	BRACKET - TIEDOWN/REFRIGERATOR - RIGHT HAND
3	141550-02-02B	EA	BRACKET - TIEDOWN/REFRIGERATOR - LEFT HAND
4	145445-02-02B	EA	STRAP - REFRIGERATOR
5*	125242-02-01A	EA	REFRIGERATOR-4 DR-W/ICE MKR-W/CONTOURED HANDLE-NORCOLD1201
5*	125242-03-01A	EA	REFRIGERATOR - 4 DR- W/ICE MAKER - SST - <b>W/O PANEL INSERTS/STAINLESS STEEL PKG</b>
6	P34457-01-N75	EA	PANEL - INSERT RAISED MEMBRANE - 16.1" X 18.3" - PORTSMOUTH OAK
6	P34457-01-LQ1	EA	PANEL - INSERT RAISED MEMBRANE - 16.1" X 18.3" - CONCERT CHERRY
6	P34457-01-L94	EA	PANEL - INSERT RAISED MEMBRANE - 16.1" X 18.3" - WASHED MAPLE
6	P34457-01-SA3	EA	PANEL - INSERT RAISED MEMBRANE - 16.1" X 18.3" - SIERRA MAPLE
7	P34457-02-N75	EA	PANEL - INSERT RAISED MEMBRANE - 16.1" X 41.1" - PORTSMOUTH OAK
7	P34457-02-LQ1	EA	PANEL - INSERT RAISED MEMBRANE - 16.1" X 41.1" - CONCERT CHERRY
7	P34457-02-L94	EA	PANEL - INSERT RAISED MEMBRANE - 16.1" X 41.1" - WASHED MAPLE
7	P34457-02-SA3	EA	PANEL - INSERT RAISED MEMBRANE - 16.1" X 41.1" - SIERRA MAPLE
8	P34457-01-N75	EA	PANEL - INSERT RAISED MEMBRANE - 16.1" X 18.3" - PORTSMOUTH OAK
8	P34457-01-LQ1	EA	PANEL - INSERT RAISED MEMBRANE - 16.1" X 18.3" - CONCERT CHERRY
8	P34457-01-L94	EA	PANEL - INSERT RAISED MEMBRANE - 16.1" X 18.3" - WASHED MAPLE
8	P34457-01-SA3	EA	PANEL - INSERT RAISED MEMBRANE - 16.1" X 18.3" - SIERRA MAPLE
9	P34457-02-N75	EA	PANEL - INSERT RAISED MEMBRANE - 16.1" X 41.1" - PORTSMOUTH OAK
9	P34457-02-LQ1	EA	PANEL - INSERT RAISED MEMBRANE - 16.1" X 41.1" - CONCERT CHERRY
9	P34457-02-L94	EA	PANEL - INSERT RAISED MEMBRANE - 16.1" X 41.1" - WASHED MAPLE
9	P34457-02-SA3	EA	PANEL - INSERT RAISED MEMBRANE - 16.1" X 41.1" - SIERRA MAPLE
10	112176-01-000	FT	TUBING - VINYL - REINFORCED - 1/2" ID
	090329-01-000	FT	SEAL/T - REFRIGERATOR CABINET
	054450-01-000	EA	LEVEL - REFRIGERATOR
	118871-02-01A	EA	TRAY - REFRIGERATOR - SIDE/SIDE - BLACK - 34.4" LONG

**\*COMPONENT PARTS LISTED LATER IN THIS GROUP**



**CABINET & APPLIANCE GROUP (CONTINUED)**  
**CABINET & APPLIANCE LAYOUT (CONTINUED)**

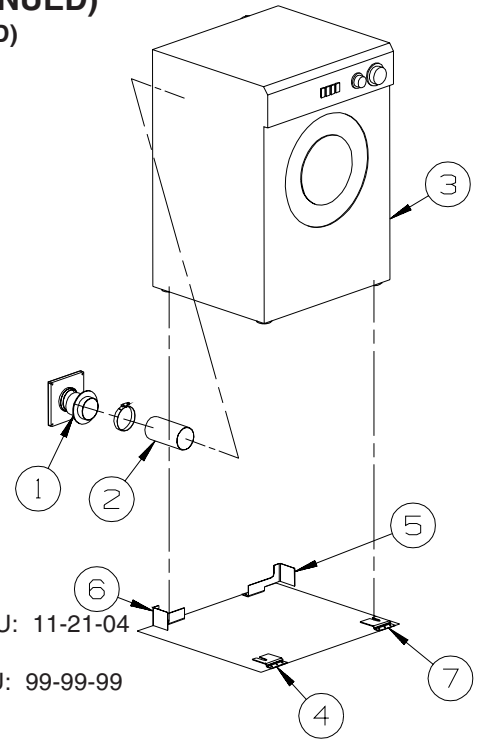


**FOUR DOOR  
 REFRIGERATOR  
 FROM: 08-18-04  
 THRU: 99-99-99**

KEY	PART NUMBER	U/M	DESCRIPTION
1	112176-01-000	FT	TUBING - VINYL - REINFORCED - 1/2" ID
2	145445-02-02B	EA	STRAP - REFRIGERATOR - E-COATED
3	150740-01-02B	EA	BRACKET - REFRIGERATOR - E-COATED
4	150740-02-02B	EA	BRACKET - REFRIGERATOR - E-COATED
5	152417-01-01A	EA	CLAMP/RATCHET - F/REFRIDGERATOR DRIP TRAY HOSE - BLACK
*	125242-02-01A	EA	REFRIGERATOR-4 DR-W/ICE MKR-W/CONTOURED HANDLE-NORCOLD1201
*	125242-03-01A	EA	REFRIGERATOR - 4 DR- W/ICE MAKER - SST - <b>W/O PANEL INSERTS/STAINLESS STEEL PKG</b>
	P34457-01-N75	EA	PANEL - INSERT RAISED MEMBRANE - 16.1" X 18.3" - PORTSMOUTH OAK
	P34457-01-LQ1	EA	PANEL - INSERT RAISED MEMBRANE - 16.1" X 18.3" - CONCERT CHERRY
	P34457-01-L94	EA	PANEL - INSERT RAISED MEMBRANE - 16.1" X 18.3" - WASHED MAPLE
	P34457-01-SA3	EA	PANEL - INSERT RAISED MEMBRANE - 16.1" X 18.3" - SIERRA MAPLE
	P34457-02-N75	EA	PANEL - INSERT RAISED MEMBRANE - 16.1" X 41.1" - PORTSMOUTH OAK
	P34457-02-LQ1	EA	PANEL - INSERT RAISED MEMBRANE - 16.1" X 41.1" - CONCERT CHERRY
	P34457-02-L94	EA	PANEL - INSERT RAISED MEMBRANE - 16.1" X 41.1" - WASHED MAPLE
	P34457-02-SA3	EA	PANEL - INSERT RAISED MEMBRANE - 16.1" X 41.1" - SIERRA MAPLE
	090329-01-000	FT	SEAL/T - REFRIGERATOR CABINET
	054450-01-000	EA	LEVEL - REFRIGERATOR
	118871-02-01A	EA	TRAY - REFRIGERATOR - SIDE/SIDE - BLACK - 34.4" LONG

**\*COMPONENT PARTS LISTED LATER IN THIS GROUP**

**CABINET & APPLIANCE GROUP (CONTINUED)**  
**CABINET & APPLIANCE LAYOUT (CONTINUED)**



KEY	PART NUMBER	U/M	DESCRIPTION
1	146292-01-01A	EA	VENT - DRYER - 3" - BRIGHT WHITE
1	146292-01-02A	EA	VENT - DRYER - 3" - BLACK
1	146292-02-01A	EA	DRYER VENT - INNER - BRIGHT WHITE
1	146292-02-02A	EA	DRYER VENT - INNER - BLACK
2	116653-02-000	FT	DUCT - FLEXIBLE - 3' COMPRESSED/8' EXTENDED
3	107753-04-01A	EA	WASHER - DRYER - VENTED - UL/CSA - WHITE
			FROM: 00-00-00 THRU: 11-21-04
3	107753-05-01A	EA	WASHER - DRYER - VENTED - UL/CSA - WHITE
			FROM: 11-22-04 THRU: 99-99-99
4	111913-02-04B	EA	BRACKET/WASHER - TIE DOWN - BLACK
5	113795-03-02B	EA	BRACKET - WASHER - E-COATED
			FROM: 00-00-00 THRU: 11-21-04
5	113795-01-02B	EA	BRACKET - WASHER - E-COATED
			FROM: 11-22-04 THRU: 99-99-99
6	113795-04-02B	EA	BRACKET - WASHER - E-COATED
			FROM: 00-00-00 THRU: 11-21-04
6	113795-02-02B	EA	BRACKET - WASHER - E-COATED
			FROM: 11-22-04 THRU: 99-99-99
7	111913-03-04B	EA	BRACKET/WASHER - TIE DOWN - BLACK
	141523-01-01A	EA	LABEL - WASHER/DRYER BRACKETS - BLACK/WHITE

**COMPONENT PARTS FOR CABINET & APPLIANCE LAYOUT**

KEY	PART NUMBER	U/M	DESCRIPTION	VENDOR NO.
			<b>119267-10-01A</b>	

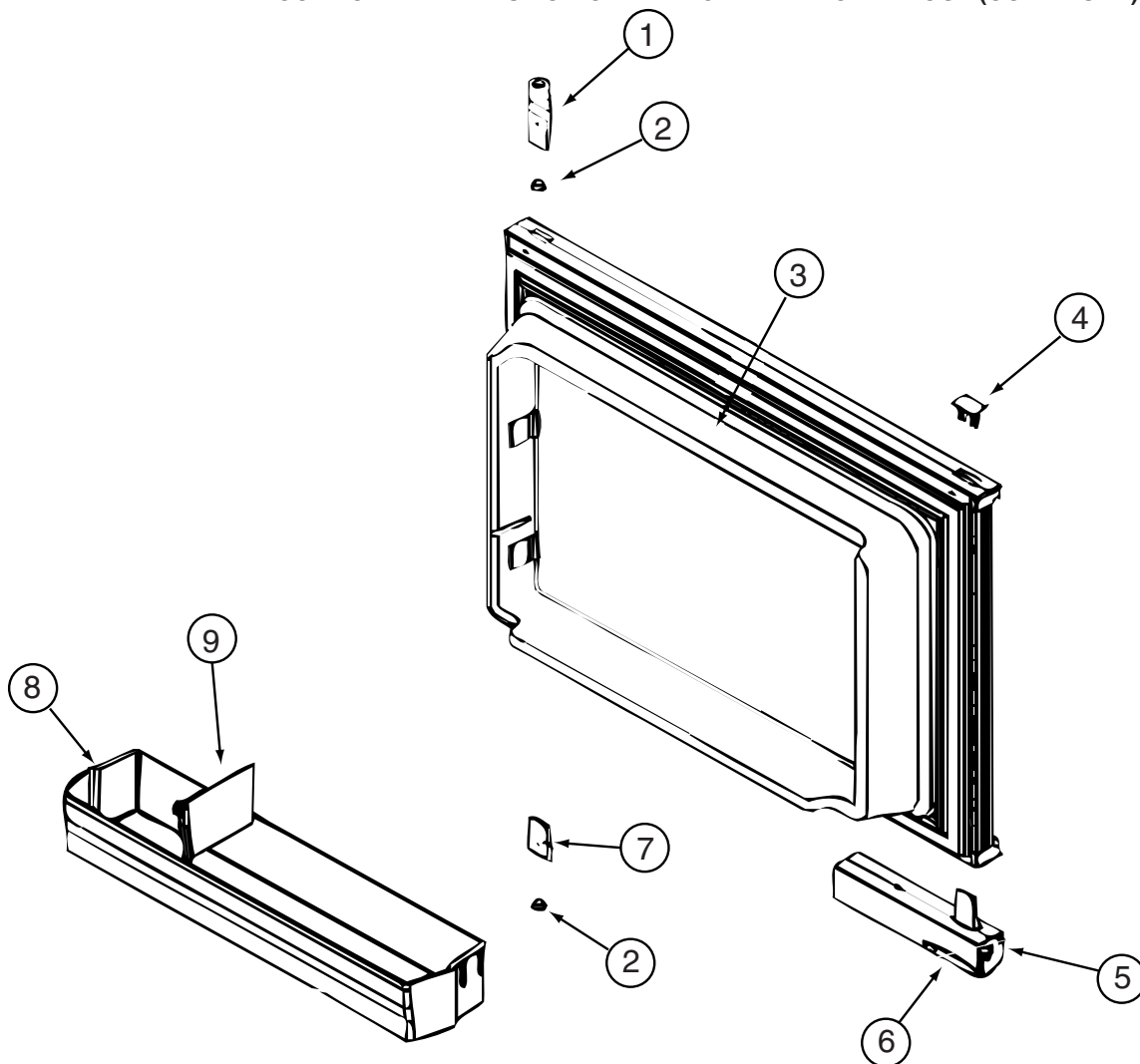
KEY	PART NUMBER	U/M	DESCRIPTION	VENDOR NO.
			<b>119267-10-02A</b>	

KEY	PART NUMBER	U/M	DESCRIPTION	VENDOR NO.
			<b>119267-12-01A</b>	

KEY	PART NUMBER	U/M	DESCRIPTION	VENDOR NO.
			<b>119267-12-02A</b>	

KEY	PART NUMBER	U/M	DESCRIPTION	VENDOR NO.
			<b>119267-13-01A</b>	

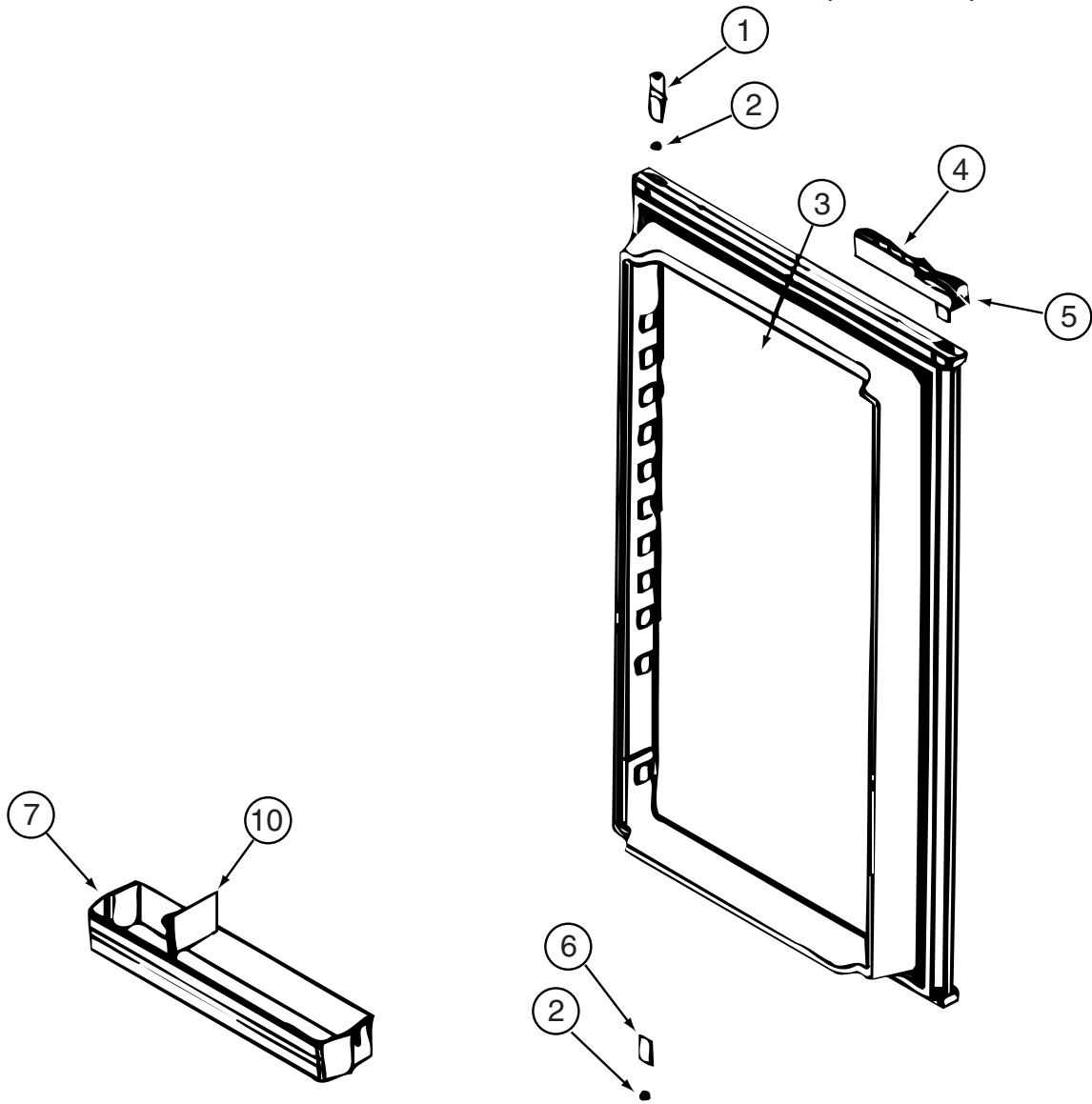
**CABINET & APPLIANCE GROUP (CONTINUED)**  
**COMPONENT PARTS FOR CABINET & APPLIANCE LAYOUT (CONTINUED)**



120075-16-01A, 120075-17-01A, 120075-18-01A, 120075-19-01A, 120075-21-01A, 122075-22-01A

KEY	PART NUMBER	U/M	DESCRIPTION	VENDOR NO.
1	120075-01-701	EA	HINGE-TOP RH/BOTTOM LH(DOOR)	618511
2	121568-03-701	EA	BUSHING - HINGE PIN/GRAY	619671
3	120075-16-700	EA	LINER/DOOR-UPR WRAPPED SS	623272
4	120075-01-702	EA	CAP, (HINGE PLUG)	618160
5	120075-12-700	EA	HANDLE(CONTOUR) TOP LH/BTM RH	621105
5	120075-12-701	EA	HANDLE(CONTOUR) TOP RH/BTM LH	621104
6	121568-03-705	EA	STORAGE LATCH - GRAY	619648
7	120075-01-705	EA	HINGE-TOP LH/BOTTOM RH(DOOR)	618510
8	120075-07-700	EA	DOOR BIN - SMALL/CLEAR	619006
9	120075-07-701	EA	DIVIDER/DOOR BIN CLEAR	619008

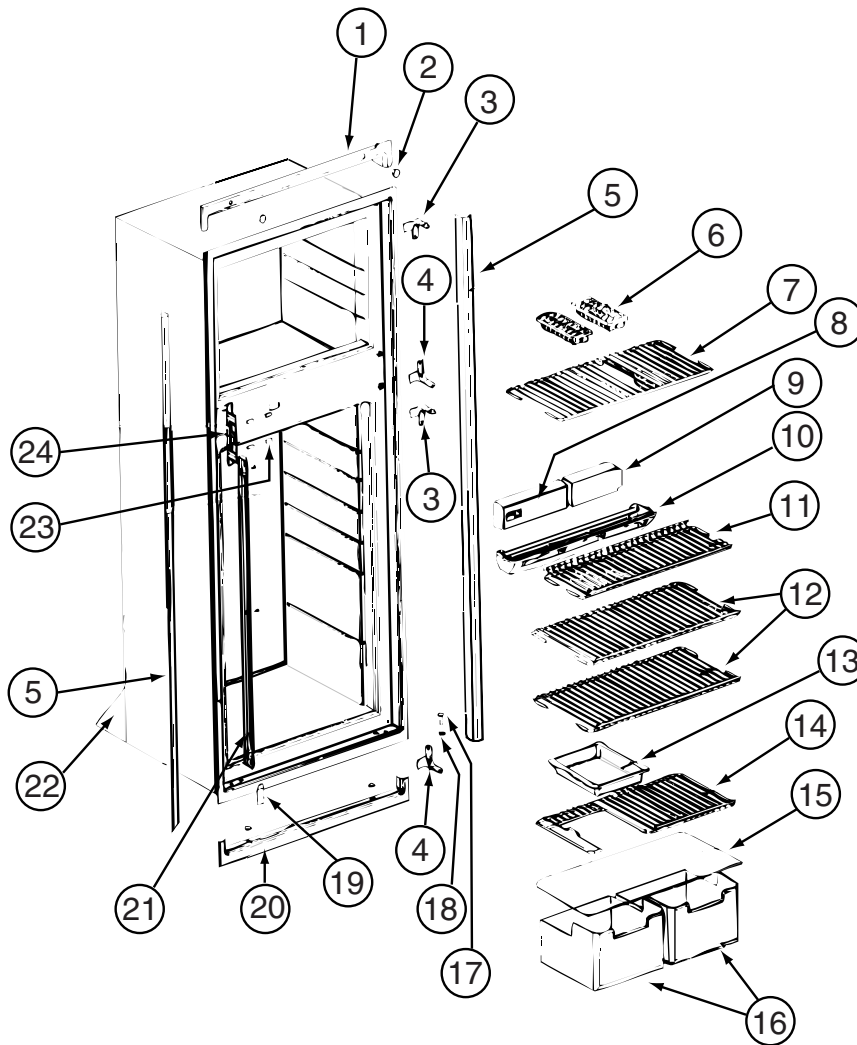
**CABINET & APPLIANCE GROUP (CONTINUED)**  
**COMPONENT PARTS FOR CABINET & APPLIANCE LAYOUT (CONTINUED)**



120075-16-01A, 120075-17-01A, 120075-18-01A, 120075-19-01A, 120075-21-01A, 120075-22-01A (CONTINUED)

KEY	PART NUMBER	U/M	DESCRIPTION	VENDOR NO.
1	120075-01-701	EA	HINGE-TOP RH/BOTTOM LH(DOOR)	618511
2	121568-03-701	EA	BUSHING - HINGE PIN/GRAY	619671
3	120075-16-701	EA	LINER/DOOR-LWR WRAPPED SS	623273
4	120075-12-700	EA	HANDLE(CONTOUR) TOP LH/BTM RH	621105
4	120075-12-701	EA	HANDLE(CONTOUR) TOP RH/BTM LH	621104
5	121568-03-705	EA	STORAGE LATCH - GRAY	619648
6	120075-01-705	EA	HINGE-TOP LH/BOTTOM RH(DOOR)	618510
7	120075-07-700	EA	DOOR BIN - SMALL/CLEAR	619006
7	120075-07-704	EA	DOOR BIN - LARGE/CLEAR	619005
10	120075-07-701	EA	DIVIDER/DOOR BIN CLEAR	619008

**CABINET & APPLIANCE GROUP (CONTINUED)**  
**COMPONENT PARTS FOR CABINET & APPLIANCE LAYOUT (CONTINUED)**

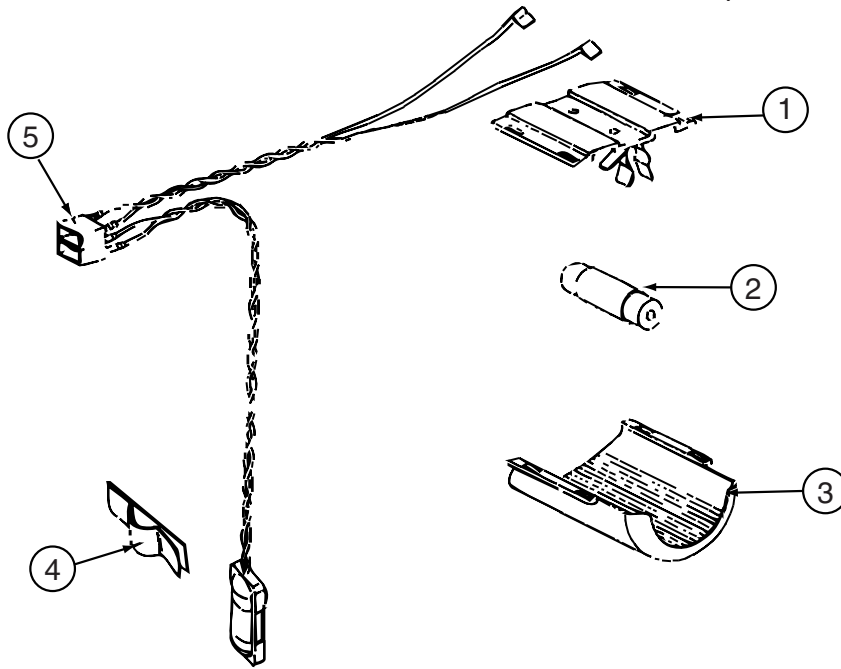


120075-16, 120075-17, 120075-18, 120075-19, 120075-20, 120075-21, 120075-22, 120075-23-01A (CONTINUED)

KEY	PART NUMBER	U/M	DESCRIPTION	VENDOR NO.
1	120075-20-700	EA	TRIM/TOP ASM W/INSERTS-BLACK	622319
2	120075-01-714	EA	PLUG-HOLE (BLACK)	618170
3	121568-03-710	EA	HINGE/CABINET-TOP/RH-LWR/LH	619335
4	121568-03-715	EA	HINGE/CABINET-TOP/LH-LWR/RH	619336
5	120075-07-705	EA	TRIM - SIDE - BLACK	622296
6	104137-06-724	EA	ICE TRAY	61630422
7	121568-03-712	EA	SHELF-WIRE FREEZER	620250
7	120075-07-706	EA	SHELF-WIRE F/ICEMAKER MODELS	620250
8	120075-07-707	EA	CONTROL BOX - BLACK	619665
9	121568-03-713	EA	FRONT BOX/DECORATIVE-BLACK	619282
10	120075-20-701	EA	TRAY/DRIP(INSIDE 1 PC)LOUVER	623250
11	120075-01-722	EA	SHELF-WIRE, SHORT	620269
12	120075-01-723	EA	SHELF-WIRE	620270
13	104137-06-718	EA	SHELF-TRAY, WHITE, W/CUTOUT	617756
14	120075-20-703	EA	SHELF - WIRE W/CUTOUT	620268
15	120075-01-725	EA	COVER-CRISPER	618158
16	120075-07-708	EA	CRISPER/ICE BIN	619007
17	120075-01-727	EA	PIN-HINGE	618145
18	121568-03-701	EA	BUSHING - HINGE PIN/GRAY	619671
19	121568-03-716	EA	COVER - HINGE HOLES	619301
20	120075-20-702	EA	TRIM PC(FOAM/TAPE)BTM BLACK	622323
21	120075-01-730	EA	RETAINER-SHELF(SER#926684 DN	618181
21	125242-02-720	EA	RETAINER/SHELF(SER#926685 UP	622033
23	121568-06-703	EA	HOLE PLUG - WHITE	620282
24	120075-01-732	EA	PLATE-STRIKE	618167

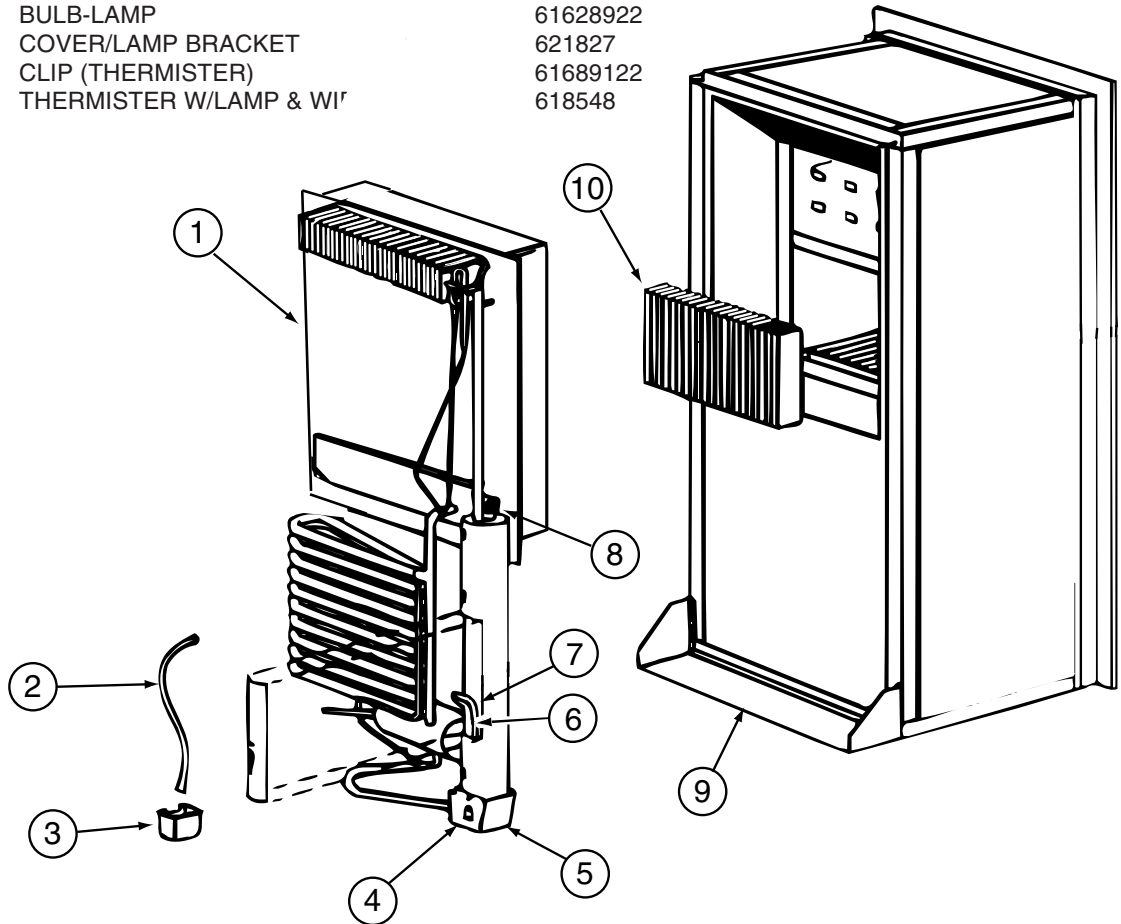
CONTACT WINNEBAGO PART SALES FOR UNLISTED COMPONENT(S)

**CABINET & APPLIANCE GROUP (CONTINUED)**  
**COMPONENT PARTS FOR CABINET & APPLIANCE LAYOUT (CONTINUED)**



120075-16, 120075-17, 120075-18, 120075-19, 120075-20, 120075-21, 120075-22, 120075-23-01A (CONTINUED)

KEY	PART NUMBER	U/M	DESCRIPTION	VENDOR NO.
1	084880-03-705	EA	BRACKET-LIGHT-INTERIOR	61629722
2	084880-03-706	EA	BULB-LAMP	61628922
3	125242-02-708	EA	COVER/LAMP BRACKET	621827
4	084880-01-760	EA	CLIP (THERMISTER)	61689122
5	120075-01-735	EA	THERMISTER W/LAMP & WI'	618548

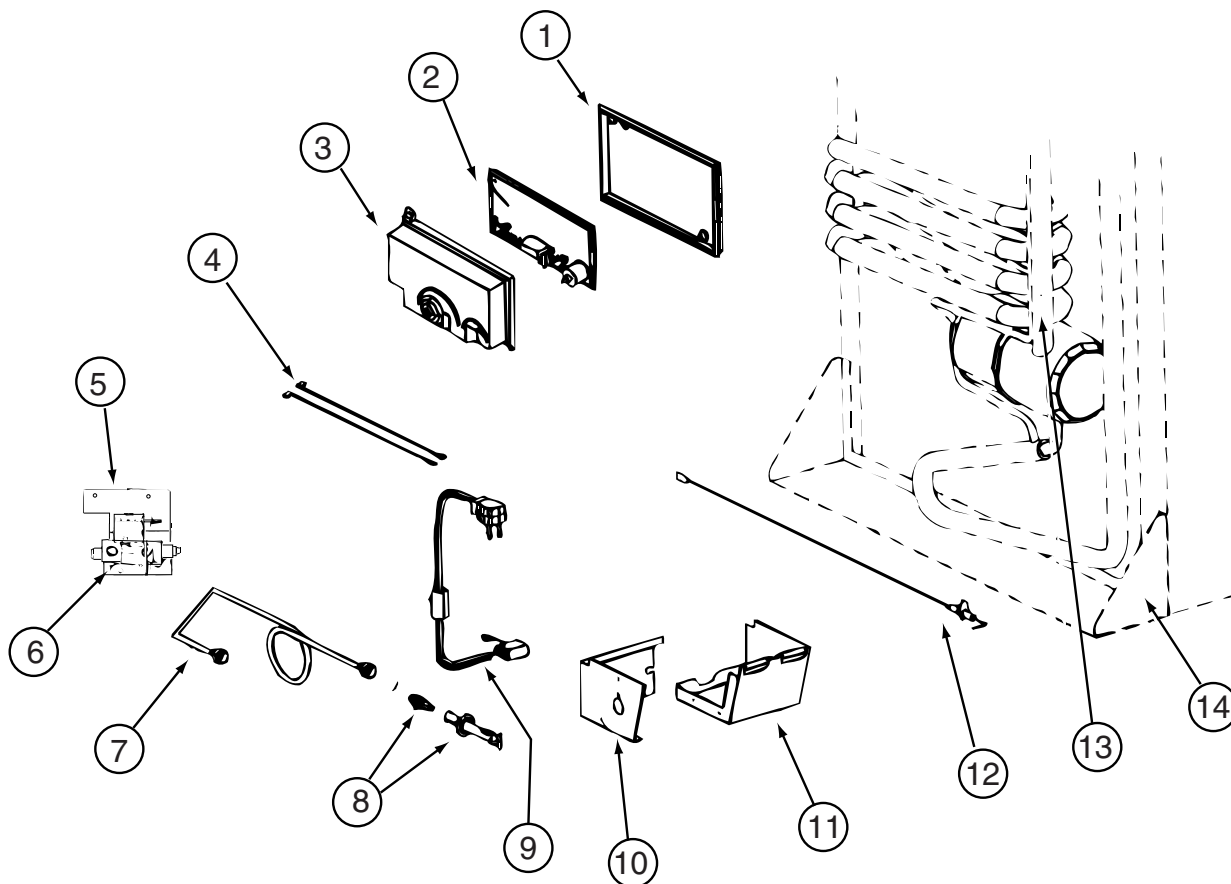


120075-16, 120075-17, 120075-18, 120075-19, 120075-20, 120075-21, 120075-22, 120075-23-01A (CONTINUED)

KEY	PART NUMBER	U/M	DESCRIPTION	VENDOR NO.
1	120075-01-736	EA	COOLING UNIT, SERVICE PACK	618542
6	121568-06-704	EA	HEATER-AC/300W/120VAC	621702

CONTACT WINNEBAGO PART SALES FOR UNLISTED COMPONENT(S)

**CABINET & APPLIANCE GROUP (CONTINUED)**  
**COMPONENT PARTS FOR CABINET & APPLIANCE LAYOUT (CONTINUED)**

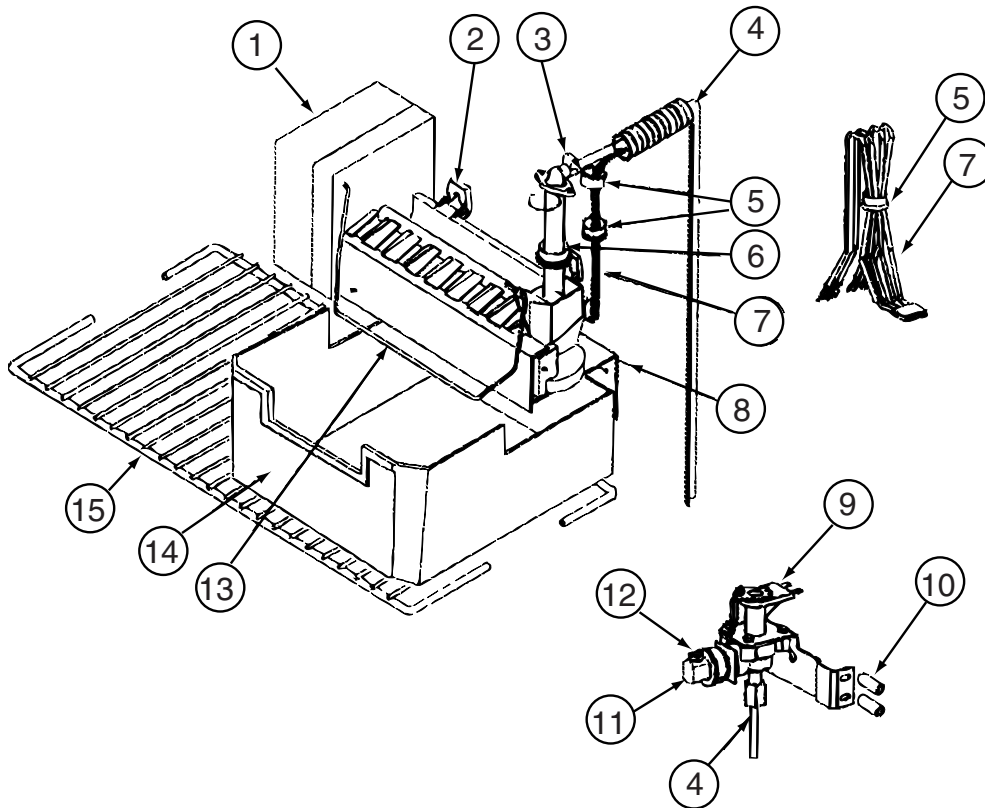


120075-16, 120075-17, 120075-18, 120075-19, 120075-20, 120075-21, 120075-22, 120075-23-01A (CONTINUED)

KEY	PART NUMBER	U/M	DESCRIPTION	VENDOR NO.
1	120075-01-740	EA	COVER-BASE, POWER BOARD	618186
2	120075-20-704	EA	KIT-POWER BOARD/EG2-2 WAY	621269001
3	120075-01-738	EA	COVER-POWER BOARD	618185
4	125242-02-709	EA	WIRE/WHITE/9"/GAS VALVE	621448
5	125242-02-710	EA	GAS VALVE/BRKT/WIRES COMB.	621334
6	121568-06-706	EA	GAS VALVE-COMBO/WRENCH FLAT	621329
7	120075-20-705	EA	TUBE/BURNER - N8/N6	620033
8	121568-06-708	EA	BURNER/ORFICE-ADAPTER KIT	621957
12	104137-06-715	EA	ELECTRODE-SPARK/SENSOR, SGL	61692222

CONTACT WINNEBAGO PART SALES FOR UNLISTED COMPONENT(S)

**CABINET & APPLIANCE GROUP (CONTINUED)**  
**COMPONENT PARTS FOR CABINET & APPLIANCE LAYOUT (CONTINUED)**



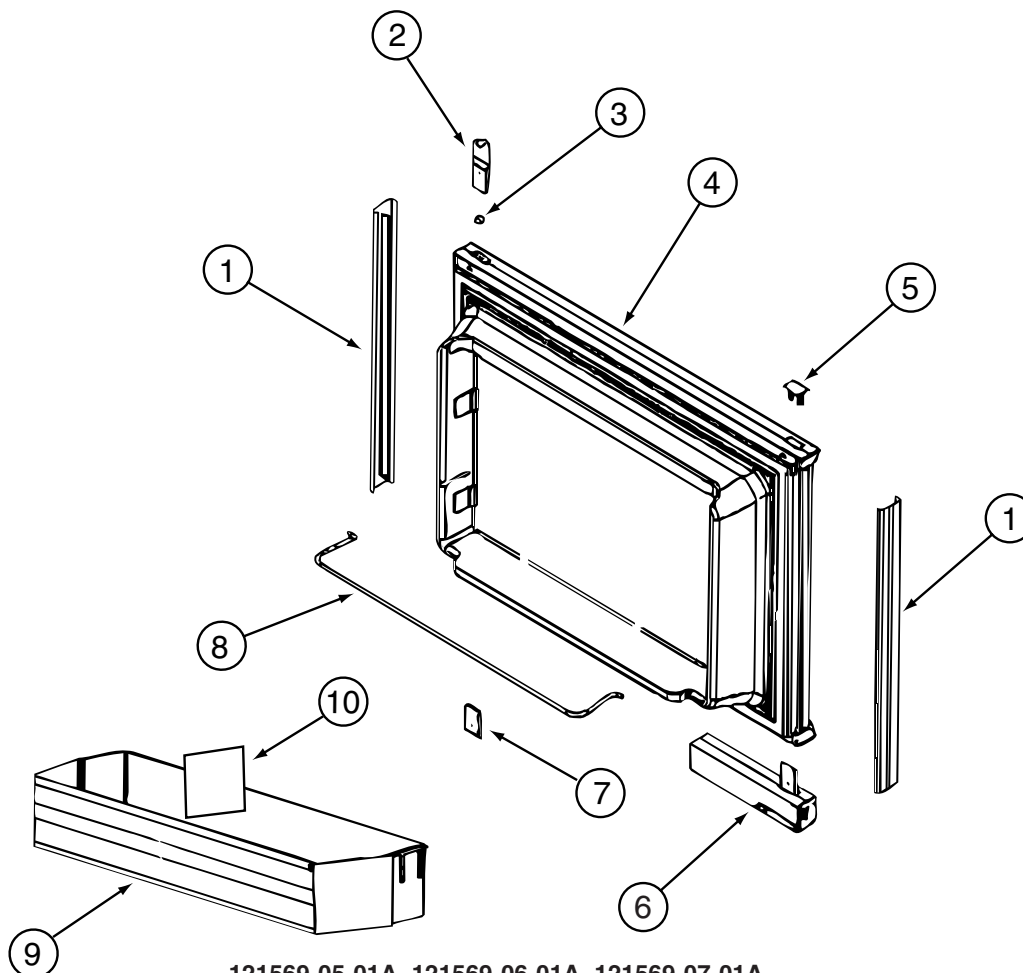
120075-16-01A, 120075-17-01A, 120075-18-01A, 120075-19-01A, 120075-20-01A, 120075-23-01A (CONTINUED)

KEY	PART NUMBER	U/M	DESCRIPTION	VENDOR NO.
2	094039-07-706	EA	ICE MAKER W/O PLATES	61656522
9	120075-03-701	EA	VALVE ASM., WATER, W/BRACKET	618253
13	120075-03-703	EA	ARM-SHUT OFF	61656922
14	120075-07-708	EA	CRISPER/ICE BIN	619007
15	120075-07-706	EA	SHELF-WIRE F/ICEMAKER MODELS	620249

CONTACT WINNEBAGO PART SALES FOR UNLISTED COMPONENT(S)



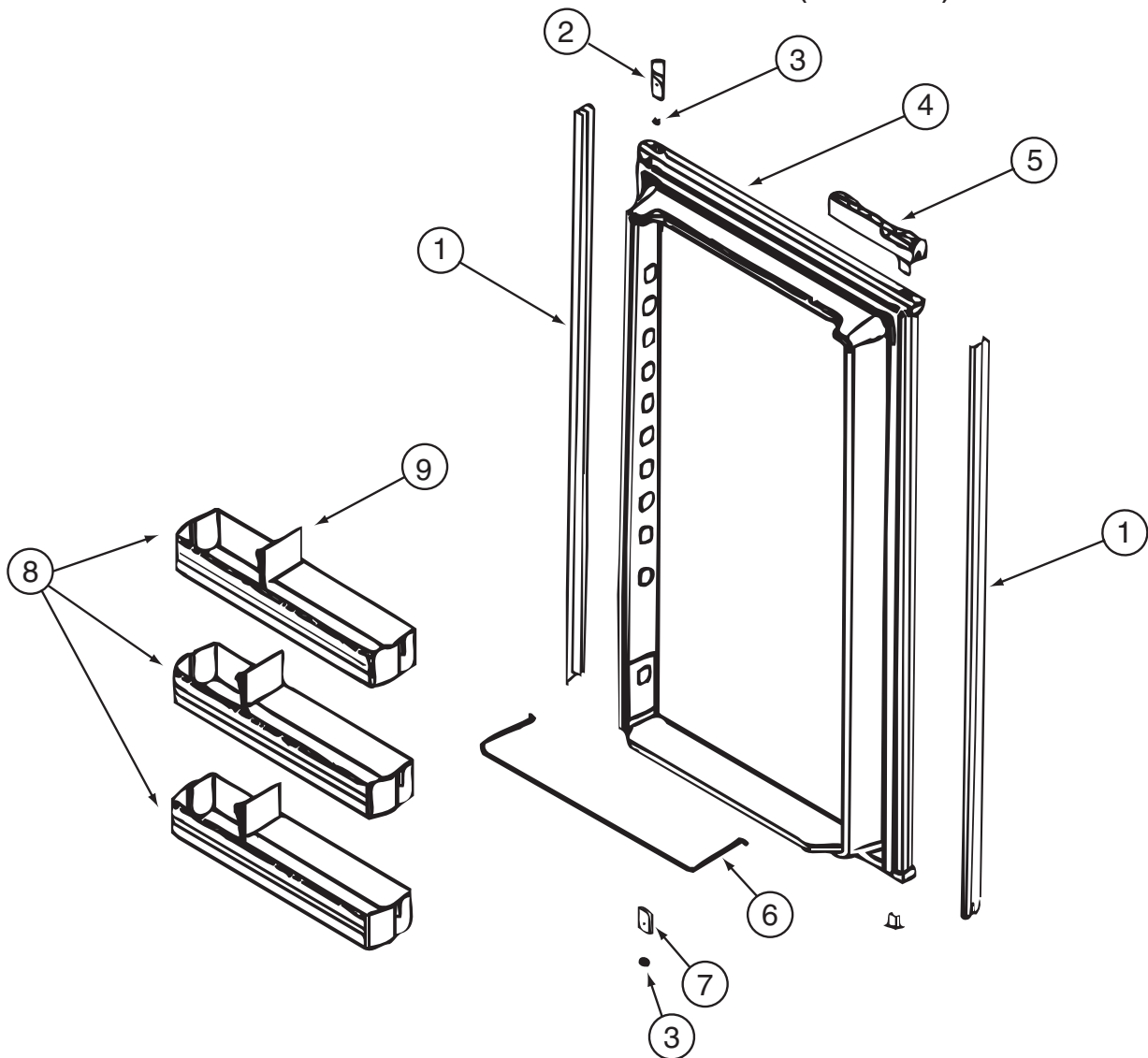
**CABINET & APPLIANCE GROUP (CONTINUED)**  
**COMPONENT PARTS FOR CABINET & APPLIANCE LAYOUT (CONTINUED)**



121569-05-01A, 121569-06-01A, 121569-07-01A

KEY	PART NUMBER	U/M	DESCRIPTION	VENDOR NO.
1	121568-03-700	EA	RETAINER - DOOR PNL/WAFFLE/BLK	619558-WDL-UPPER
2	120075-01-701	EA	HINGE-TOP RH/BOTTOM LH(DOOR)	618511
3	121568-03-701	EA	BUSHING - HINGE PIN/GRAY	619671
4	121568-03-702	EA	DOOR LINER-UPR/WAFFLED/BLACK	619627 - SMALL WDL
5	120075-01-702	EA	CAP, (HINGE PLUG)	618160
6	120075-12-700	EA	HANDLE(CONTOUR)TOP LH/BTM RH	621105
7	120075-01-705	EA	HINGE-TOP LH/BOTTOM RH(DOOR)	618510
8	121568-01-700	EA	RAIL - DOOR UPPER	618618
9	120075-07-700	EA	DOOR BIN - SMALL/CLEAR F/WDL	619006 WDL
10	120075-07-701	EA	DIVIDER/DOOR BIN CLEAR	619008 WDL & SDL
	121568-03-705	EA	STORAGE LATCH - GRAY	619648

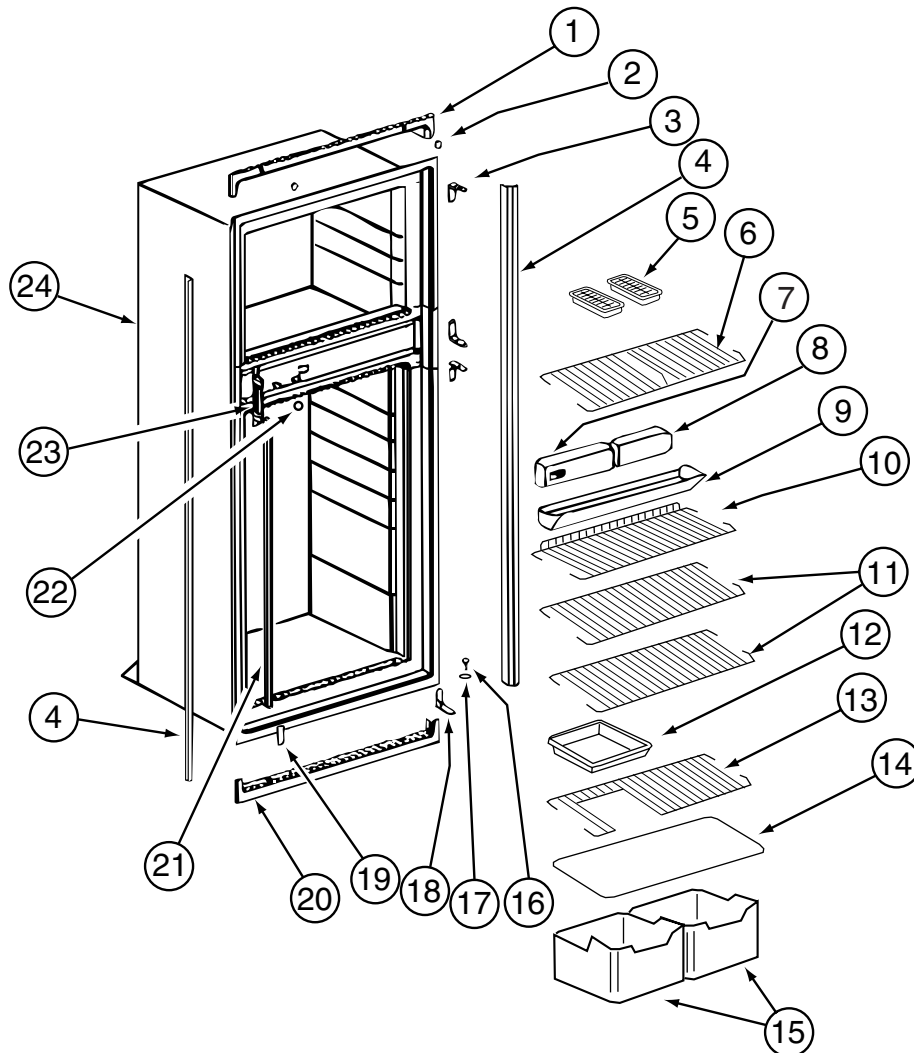
**CABINET & APPLIANCE GROUP (CONTINUED)**  
**COMPONENT PARTS FOR CABINET & APPLIANCE LAYOUT (CONTINUED)**



**121569-05-01A, 121569-06-01A, 121569-07-01A (CONTINUED)**

KEY	PART NUMBER	U/M	DESCRIPTION	VENDOR NO.
1	120075-07-702	EA	RETAINER - DOOR PNL/WAFFLE/BLK	619560 -WDL-LOWER
2	120075-01-701	EA	HINGE-TOP RH/BOTTOM LH(DOOR)	618511
3	121568-03-701	EA	BUSHING - HINGE PIN/GRAY	619671
4	120075-07-703	EA	DOOR LINER-LWR/WAFFLED/BLACK	619631 LARGE WDL
5	120075-12-701	EA	HANDLE(CONTOUR)TOP RH/BTM LH	621104
6	121568-01-704	EA	RAIL - DOOR LOWER	618578
7	120075-01-705	EA	HINGE-TOP LH/BOTTOM RH(DOOR)	618510
8	121568-01-701	EA	BIN - DOOR WHITE-WAFFLED LNR	618619 WDL
9	120075-07-701	EA	DIVIDER/DOOR BIN CLEAR	619008 WDL & SDL
	121568-03-705	EA	STORAGE LATCH - GRAY	619648

**CABINET & APPLIANCE GROUP (CONTINUED)**  
**COMPONENT PARTS FOR CABINET & APPLIANCE LAYOUT (CONTINUED)**

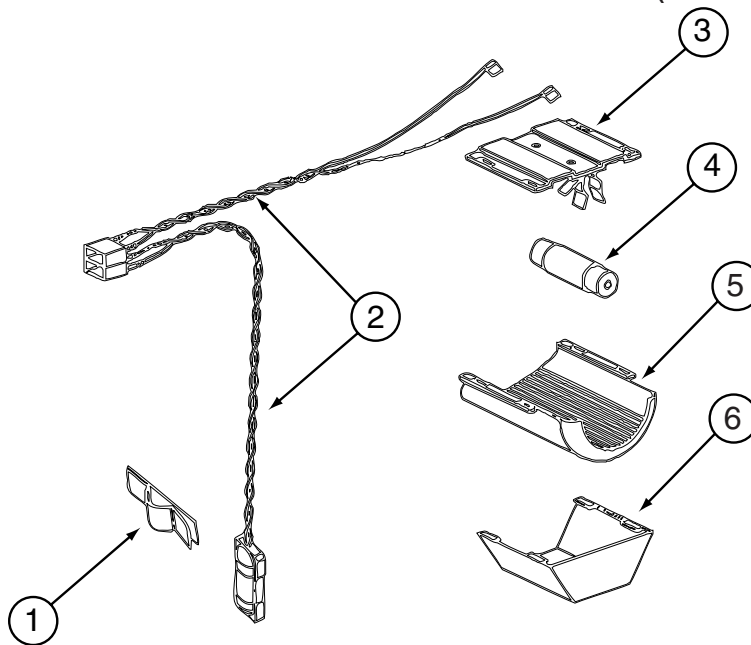


121569-03-01A, 121569-04-01A, 121569-05-01A, 121569-06-01A, 121569-07-01A (CONTINUED)

KEY	PART NUMBER	U/M	DESCRIPTION	VENDOR NO.
1	121568-03-709	EA	TRIM - TOP/BLACK	619687
2	120075-01-714	EA	PLUG-HOLE (BLACK)	618170
3	121568-03-710	EA	HINGE/CABINET-TOP/RH-LWR/LH	619335 WAFFLED
4	120075-07-705	EA	TRIM - SIDE - BLACK	622296
6	121568-03-712	EA	SHELF - WIRE/FREEZER	620250
7	121568-03-714	EA	CONTROL ASM - 2 WAY BLACK	619350
8	121568-03-713	EA	FRONT BOX/DECORATIVE-BLACK	619282
9	120075-01-720	EA	TRAY-DRIP	623250
10	121568-01-707	EA	SHELF - WIRE - SHORT	620272
11	121568-01-708	EA	SHELF - WIRE	620273
14	120075-01-725	EA	COVER-CRISPER	618158
15	121568-01-709	EA	CRISPER	618571
16	120075-01-727	EA	PIN-HINGE	618145
18	121568-03-715	EA	HINGE/CABINET-TOP/LH-LWR/RH	619336 WAFFLED
19	121568-03-716	EA	COVER - HINGE HOLES	619301
20	120075-01-729	EA	TRIM-BOTTOM PIECE	620958
21	120075-01-730	EA	RETAINER-SHELF(SER#926684 DN)	618181
22	121568-03-717	EA	HOLE PLUG - WHITE	619561
23	120075-01-732	EA	PLATE-STRIKE	618167
24	120075-07-709	EA	CABINET - FOAMED	619347
	120075-01-721	EA	LOUVER-DRIP TRAY	618176

CONTACT WINNEBAGO PART SALES FOR UNLISTED COMPONENT(S)

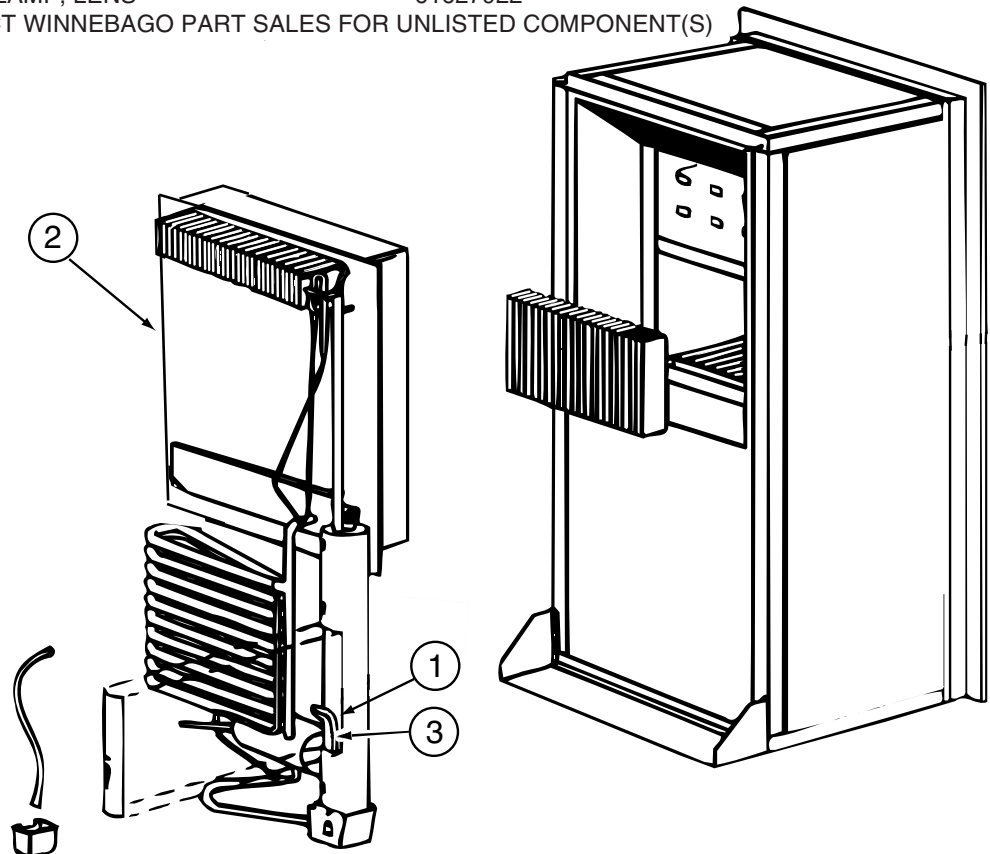
**CABINET & APPLIANCE GROUP (CONTINUED)**  
**COMPONENT PARTS FOR CABINET & APPLIANCE LAYOUT (CONTINUED)**



121569-03-01A, 121569-04-01A, 121569-05-01A, 121569-06-01A, 121569-07-01A (CONTINUED)

KEY	PART NUMBER	U/M	DESCRIPTION	VENDOR NO.
1	084880-01-760	EA	CLIP (THERMISTER)	61689122
2	120075-01-735	EA	THERMISTER W/LAMP & WIRE/ASM	618548
3	084880-03-705	EA	BRACKET-LIGHT-INTERIOR	61629722
4	084880-03-706	EA	BULB-LAMP	61628922
6	084880-03-707	EA	COVER-LAMP, LENS	61627922

CONTACT WINNEBAGO PART SALES FOR UNLISTED COMPONENT(S)



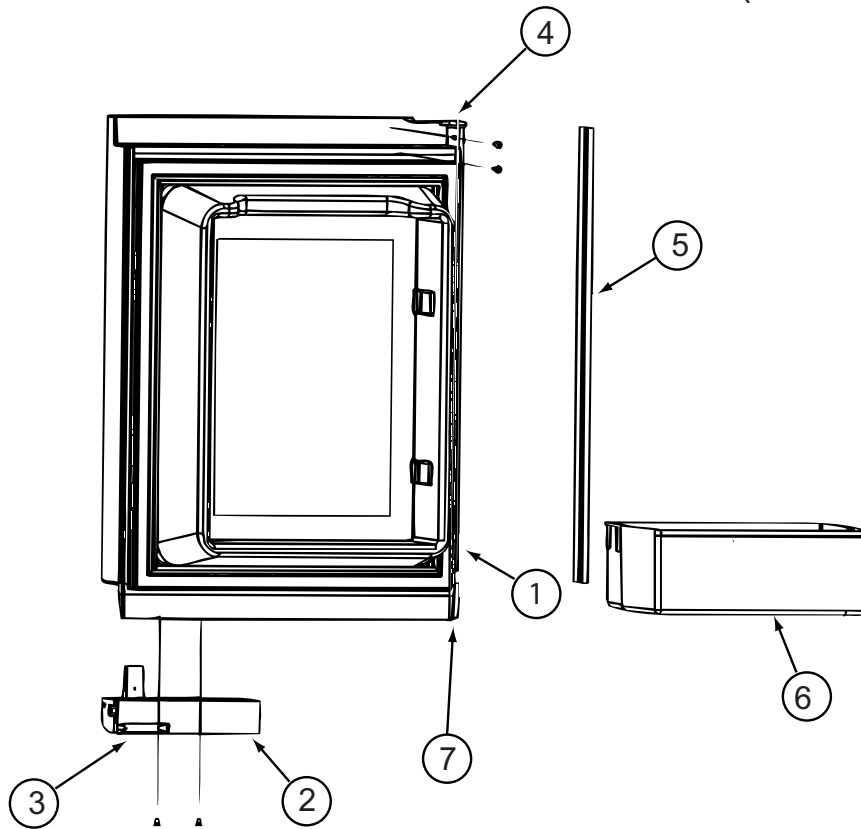
121569-03-01A, 121569-04-01A, 121569-05-01A, 121569-06-01A, 121569-07-01A (CONTINUED)

KEY	PART NUMBER	U/M	DESCRIPTION	VENDOR NO.
2	120075-01-736	EA	COOLING UNIT, SERVICE PACK	618542
3	088248-01-709	EA	HEATER-AC (HORIZONTAL)	61562722
	120075-01-744	EA	KIT - GAS VALVE/BURNER TUBE	620609

CONTACT WINNEBAGO PART SALES FOR UNLISTED COMPONENT(S)



**CABINET & APPLIANCE GROUP (CONTINUED)**  
**COMPONENT PARTS FOR CABINET & APPLIANCE LAYOUT (CONTINUED)**



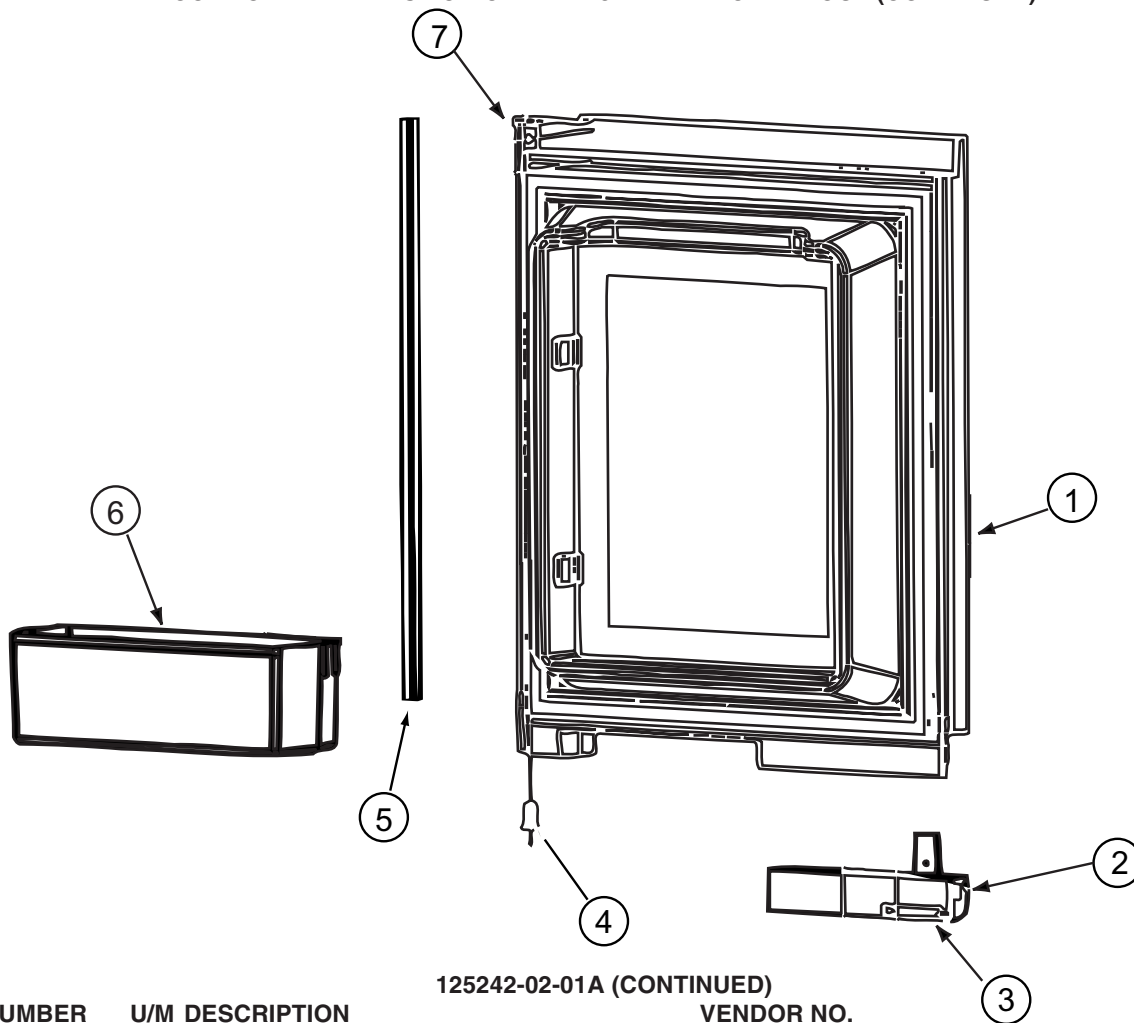
**125242-02-01A**

KEY	PART NUMBER	U/M	DESCRIPTION	VENDOR NO.
1	125242-01-762	EA	LINER/FOAMED-UPPER/LH-WHITE	619839
1	125242-02-734	EA	LINER/FOAMED-UPPER/LH-BLACK	625212 AFT #1291390
2	125242-02-700	EA	HANDLE(CONTOUR)TOP LH BTM RH	621107
3	125242-02-722	EA	LATCH-STORAGE DR/BLK POINTED	619374
4	125242-02-724	EA	HINGE - DOOR	618792
5	125242-02-723	EA	RETAINER/PANEL-UPPER DOOR	623166
6	125242-03-704	EA	DOOR BIN	622831
7	125242-01-704	EA	BUSHING-HINGE MIDDLE	618746
	125242-02-725	EA	DOOR ASM/UPR LH/WHITE GASKET	621148
	125242-02-735	EA	DOOR ASM/UPR LH/BLACK GASKET	625220 AFT #1291390
	125242-01-719	EA	RETAINER-UPPER PANEL	618825 = 623166

**125242-03-01A**

KEY	PART NUMBER	U/M	DESCRIPTION	VENDOR NO.
1	125242-03-708	EA	LINER-FOAMED/UPPER LH/SS	623811
2	125242-02-700	EA	HANDLE(CONTOUR)TOP LH BTM RH	621107
3	125242-02-722	EA	LATCH-STORAGE DR/BLK POINTED	619374
4	125242-02-724	EA	HINGE - DOOR	618792
5	125242-02-723	EA	RETAINER/PANEL-UPPER DOOR	623166
6	125242-03-704	EA	BIN - DOOR SHELF	622831
7	125242-01-704	EA	BUSHING-HINGE MIDDLE	618746
	125242-03-700	EA	DOOR-COMP UPR/LH(SS WRAPPED)	623924

**CABINET & APPLIANCE GROUP (CONTINUED)**  
**COMPONENT PARTS FOR CABINET & APPLIANCE LAYOUT (CONTINUED)**



**125242-02-01A (CONTINUED)**

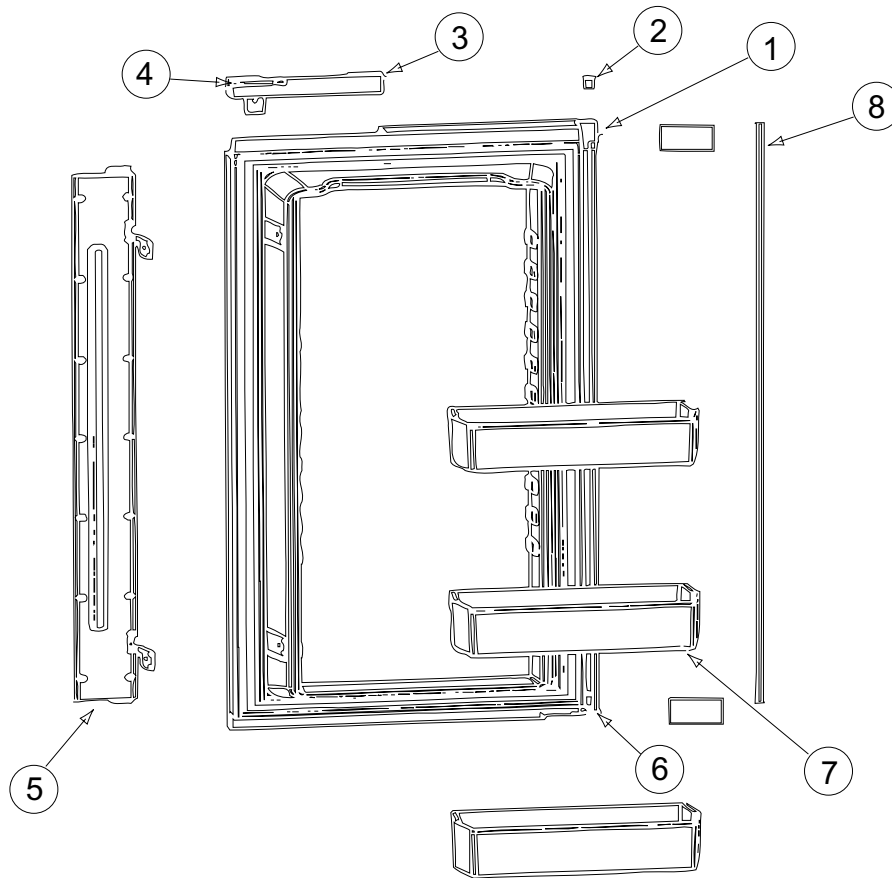
KEY	PART NUMBER	U/M	DESCRIPTION	VENDOR NO.
1	125242-01-763	EA	LINER/FOAMED-UPPER/RH-WHITE	619840
1	125242-02-733	EA	LINER/FOAMED-UPPER/RH-BLACK	625213 1291391 & UP
2	125242-02-701	EA	HANDLE(CONTOUR)TOP RH LWR LH	621106
3	125242-02-722	EA	LATCH-STORAGE DR/BLK POINTED	619374
4	125242-01-704	EA	BUSHING-HINGE MIDDLE	618746
5	125242-02-723	EA	RETAINER/PANEL-UPPER DOOR	623166
6	125242-03-704	EA	BIN - DOOR SHELF	622831
7	125242-02-724	EA	HINGE - DOOR	618792
	125242-02-721	EA	DOOR ASM-UPR/RH/WHITE GASKET	621149
	125242-02-732	EA	DOOR ASM-UPR/RH/BLACK GASKET	625221 1291391 & UP
	125242-01-719	EA	RETAINER-UPPER PANEL	618825 = 623166

**125242-03-01A (CONTINUED)**

KEY	PART NUMBER	U/M	DESCRIPTION	VENDOR NO.
1	125242-03-707	EA	LINER-FOAMED/UPPER RH/SS	623812
2	125242-02-701	EA	HANDLE(CONTOUR)TOP RH LWR LH	621106
3	125242-02-722	EA	LATCH-STORAGE DR/BLK POINTED	619374
4	125242-01-704	EA	BUSHING-HINGE MIDDLE	618746
5	125242-02-723	EA	RETAINER/PANEL-UPPER DOOR	623166
6	125242-03-704	EA	BIN - DOOR SHELF	622831
7	125242-02-724	EA	HINGE - DOOR	618792
	125242-03-701	EA	DOOR-COMP UPR/RH(SS WRAPPED)	623925



**CABINET & APPLIANCE GROUP (CONTINUED)**  
**COMPONENT PARTS FOR CABINET & APPLIANCE LAYOUT (CONTINUED)**



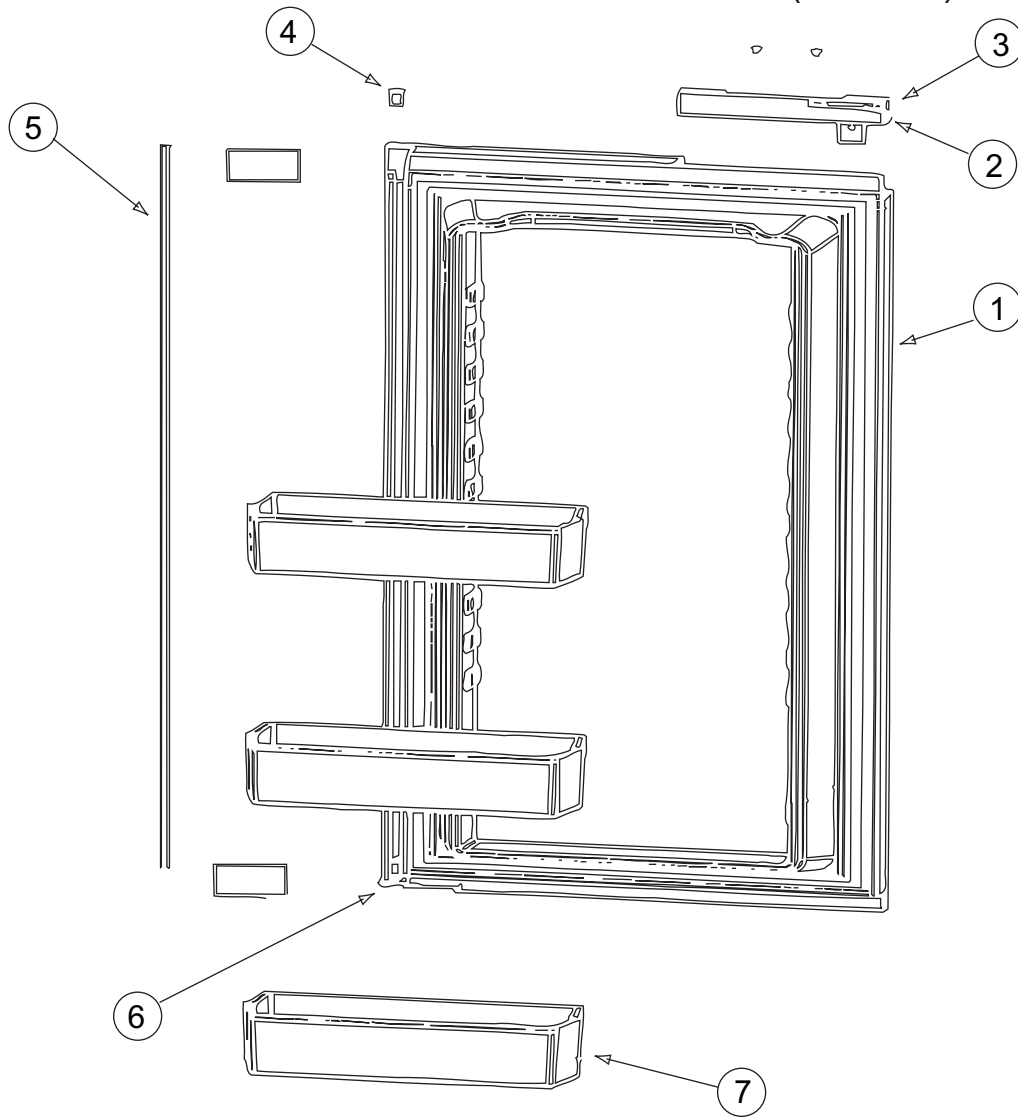
**125242-02-01A (CONTINUED)**

KEY	PART NUMBER	U/M	DESCRIPTION	VENDOR NO.
1	125242-01-765	EA	LINER/FOAMED-LOWER-LH-WHITE	619837
1	125242-02-739	EA	LINER/FOAMED-LOWER-LH-BLACK	625214 1291390 & UP
2	125242-01-704	EA	BUSHING-HINGE MIDDLE	618746
3	125242-02-701	EA	HANDLE(CONTOUR)TOP RH LWR LH	621106
4	125242-02-722	EA	LATCH-STORAGE DR/BLK POINTED	619374
5	125242-02-727	EA	FLAPPER/DBL POLE (SER#540295) UP	619845
5	125242-02-740	EA	FLAPPER/DBL POLE SER#1291391	623887 1291391 & UP
6	125242-02-724	EA	HINGE - DOOR	618792
7	125242-03-704	EA	BIN - DOOR SHELF	622831
8	125242-02-728	EA	RETAINER/PANEL - LOWER	623167
	125242-02-726	EA	DOOR ASM-LWR LH/WHITE GASKET	621150
	125242-02-738	EA	DOOR ASM-LWR LH/BLACK GASKET	625222 1291390 & UP
	125242-02-716	EA	GUIDE ASM LWR(SER#540294 DN)	620042
	125242-02-717	EA	GUIDE ASM LWR(SER#540295 UP)	620043
	125242-03-706	EA	PROBE - CONTACT/LARGE	620689

**125242-03-01A (CONTINUED)**

KEY	PART NUMBER	U/M	DESCRIPTION	VENDOR NO.
1	125242-03-710	EA	LINER-FOAMED/LOWER LH/SS	623813
2	125242-01-704	EA	BUSHING-HINGE MIDDLE	618746
3	125242-02-701	EA	HANDLE(CONTOUR)TOP RH LWR LH	621106
4	125242-02-722	EA	LATCH-STORAGE DR/BLK POINTED	619374
5	125242-03-705	EA	FLAPPER ASM.-DBL POLE BLACK	623887
6	125242-02-724	EA	HINGE - DOOR	618792
7	125242-03-704	EA	BIN - DOOR SHELF	622831
8	125242-02-728	EA	RETAINER/PANEL - LOWER	623167
	125242-03-702	EA	DOOR-COMP LWR/LH(SS WRAPPED)	623926
	125242-03-706	EA	PROBE - CONTACT/LARGE	620689

**CABINET & APPLIANCE GROUP (CONTINUED)**  
**COMPONENT PARTS FOR CABINET & APPLIANCE LAYOUT (CONTINUED)**



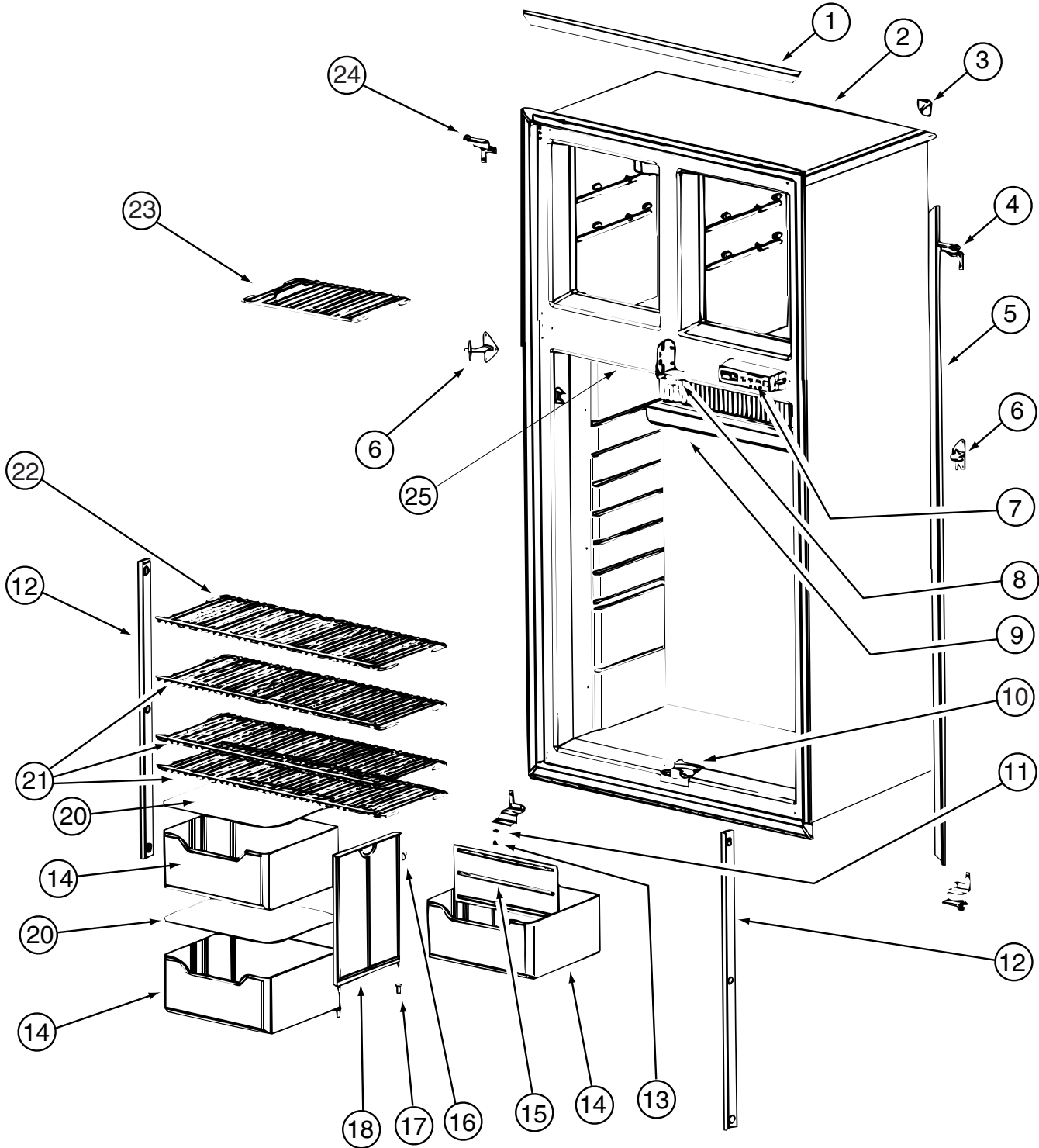
**125242-02-01A (CONTINUED)**

KEY	PART NUMBER	U/M	DESCRIPTION	VENDOR NO.
1	125242-01-764	EA	LINER/FOAMED-LOWER/RH-WHITE	619838
1	125242-02-737	EA	LINER/FOAMED-LOWER/RH-BLACK	625215 F/1291391&UP
2	125242-02-700	EA	HANDLE(CONTOUR)TOP LH BTM RH	621107
3	125242-02-722	EA	LATCH-STORAGE DR/BLK POINTED	619374
4	125242-01-704	EA	BUSHING-HINGE MIDDLE	618746
5	125242-02-728	EA	RETAINER/PANEL - LOWER	623167
6	125242-02-724	EA	HINGE - DOOR	618792
7	125242-03-704	EA	BIN - DOOR SHELF	622831
	125242-02-729	EA	DOOR ASM-LWR RH/WHITE GASKET	621151
	125242-02-736	EA	DOOR ASM-LWR RH/BLACK GASKET	625223 F/1291391&UP
	125242-02-716	EA	GUIDE ASM LWR(SER#540294 DN)	620042
	125242-02-717	EA	GUIDE ASM LWR(SER#540295 UP)	620043

**125242-03-01A (CONTINUED)**

KEY	PART NUMBER	U/M	DESCRIPTION	VENDOR NO.
1	125242-03-709	EA	LINER-FOAMED/LOWER RH/SS	623814
2	125242-02-700	EA	HANDLE(CONTOUR)TOP LH BTM RH	621107
3	125242-02-722	EA	LATCH-STORAGE DR/BLK POINTED	619374
4	125242-01-704	EA	BUSHING-HINGE MIDDLE	618746
5	125242-02-728	EA	RETAINER/PANEL - LOWER	623167
6	125242-02-724	EA	HINGE - DOOR	618792
7	125242-03-704	EA	BIN - DOOR SHELF	622831
	125242-03-703	EA	DOOR-COMP LWR/RH(SS WRAPPED)	623927

**CABINET & APPLIANCE GROUP (CONTINUED)**  
**COMPONENT PARTS FOR CABINET & APPLIANCE LAYOUT (CONTINUED)**



125242-02-01A (CONTINUED)  
125242-03-01A (CONTINUED)

**CABINET & APPLIANCE GROUP (CONTINUED)**  
**COMPONENT PARTS FOR CABINET & APPLIANCE LAYOUT (CONTINUED)**

**125242-02-01A (CONTINUED)**

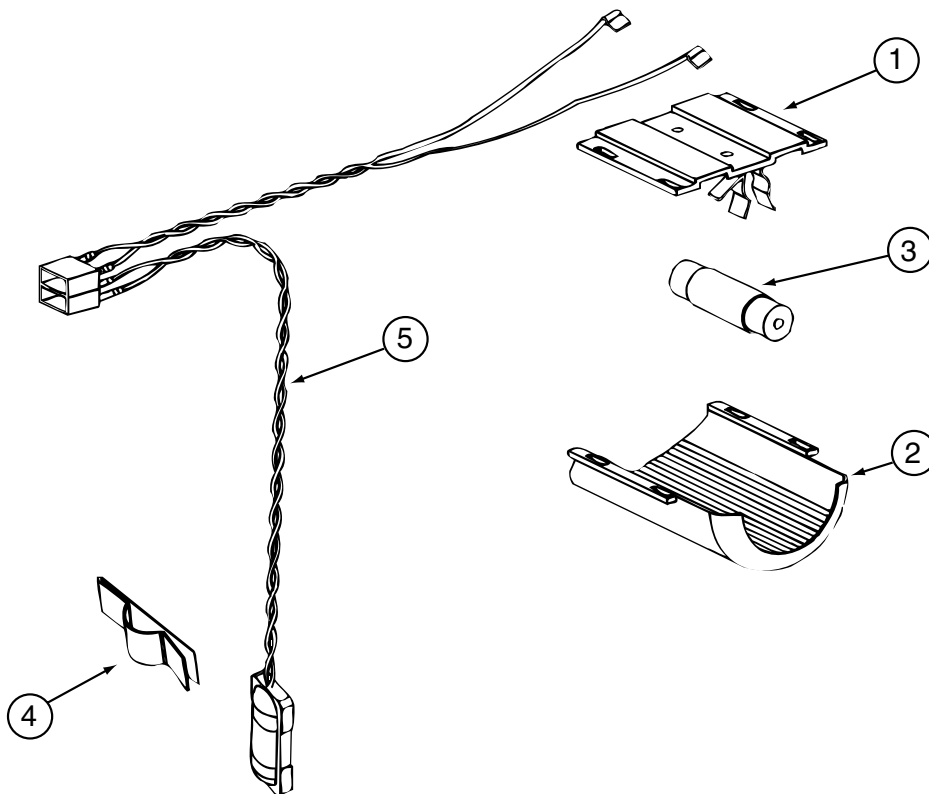
KEY	PART NUMBER	U/M	DESCRIPTION	VENDOR NO.
1	125242-01-723	EA	TRIM-HORIZONTAL-FRT SNAP ON	618845
1	125242-02-730	EA	TRIM - TOP/BOTTOM - SCREW ON	623255
2	125242-01-748	EA	CABINET/FOAMED ASSEMBLY	618748
3	125242-01-722	EA	TRIM-CORNER	618844
3	125242-01-767	EA	KIT INSTALL(U TRIM PCS)HDW	623528
4	125242-01-715	EA	HINGE - TOP RH/BOTTOM LH	618798
5	125242-01-724	EA	TRIM-LT/RT-FRT VERT SNAPON	618846
5	125242-01-766	EA	TRIM-LT/RT HAND-SCREW ON	623254
6	125242-01-713	EA	HINGE-MIDDLE (PAINTED)	618794
7	125242-02-704	EA	DISPLAY ASM (SER#832172) UP	621188
8	125242-01-751	EA	BLOCK - GUIDE - UPPER	618789
9	125242-01-712	EA	DRIP TRAY	618774
10	125242-01-752	EA	BLOCK - GUIDE - LOWER	618788
11	120075-01-708	EA	BUSHING-DOOR HINGE	618144
12	120075-01-730	EA	RETAINER-SHELF(SER#926684 DN	618181
12	125242-02-720	EA	RETAINER/SHELF(SER#926685 UP	622033
13	120075-01-727	EA	PIN-HINGE	618145
14	125242-01-734	EA	CRISPER/BOTTLE BIN	618878
15	125242-01-733	EA	DIVIDER-BOTTLE CRISPER	618877
16	125242-01-750	EA	CLIP	61409622
17	113737-01-701	EA	BUSHING-HINGE	61742022
18	125242-01-749	EA	SUPPORT - WALL	618840
20	125242-01-706	EA	COVER-CRISPER	618757
21	125242-01-726	EA	SHELF-WIRE (LONG)	618848
22	125242-01-727	EA	SHELF-WIRE (SHORT)	618849
23	125242-01-725	EA	SHELF-FREEZER (WIRE)	618847
24	125242-01-714	EA	HINGE - TOP LH/BOTTOM RH	618796
25	125242-01-735	EA	SWITCH - DOOR LIGHT	618884
25	125242-01-768	EA	SWITCH - DOOR LIGHT	623918
	120075-01-714	EA	PLUG-HOLE (BLACK)	618170
	125242-01-728	EA	CAP-SCREW WHITE	618853

**125242-03-01A (CONTINUED)**

KEY	PART NUMBER	U/M	DESCRIPTION	VENDOR NO.
1	125242-02-730	EA	TRIM - TOP/BOTTOM - SCREW ON	623255
4	125242-03-711	EA	HINGE-UPR RH/LWR LH WRAP/DRS	623824
5	125242-01-766	EA	TRIM-LT/RT HAND-SCREW ON	623254
6	125242-01-713	EA	HINGE-MIDDLE (PAINTED)	618794
7	125242-02-704	EA	DISPLAY ASM (SER#832172) UP	621188
7	125242-03-712	EA	CONTROL-OPT/GRAY-SN832172 UP	624868
8	125242-01-721	EA	STRIKE PLATE	618835
9	125242-01-712	EA	DRIP TRAY	618774
10	125242-03-713	EA	GUIDE BLOCK/FLAPPER/BTM BLK	624140
11	120075-01-708	EA	BUSHING-DOOR HINGE	618144
12	120075-01-730	EA	RETAINER-SHELF(SER#926684 DN	618181
12	125242-02-720	EA	RETAINER/SHEF(SER#926685 UP	622033
13	125242-03-715	EA	HINGE PIN/UPR-WRAPPED DOORS	623899
14	125242-01-734	EA	CRISPER/BOTTLE BIN	618878
15	125242-01-733	EA	DIVIDER-BOTTLE CRISPER	618877
16	125242-01-750	EA	CLIP	61409622
17	120075-01-708	EA	BUSHING-DOOR HINGE	618144
18	125242-01-749	EA	SUPPORT - WALL	618840
20	125242-01-706	EA	COVER-CRISPER	618757
21	125242-01-726	EA	SHELF-WIRE (LONG)	618848
22	125242-01-727	EA	SHELF-WIRE (SHORT)	618849
23	125242-01-725	EA	SHELF-FREEZER (WIRE)	618847
24	125242-03-716	EA	HINGE-TOP LH/WRAPPED DOORS	623823
25	125242-01-735	EA	SWITCH - DOOR LIGHT	618884
	120075-01-714	EA	PLUG-HOLE (BLACK)	618170
	125242-02-741	EA	STRIP-FREEZER-BLACK #1291391 & UP	625210
	125242-03-714	EA	GUIDE-FLAPPERTOP/BLACK	624141

CONTACT WINNEBAGO PART SALES FOR UNLISTED COMPONENT(S)

**CABINET & APPLIANCE GROUP (CONTINUED)**  
**COMPONENT PARTS FOR CABINET & APPLIANCE LAYOUT (CONTINUED)**



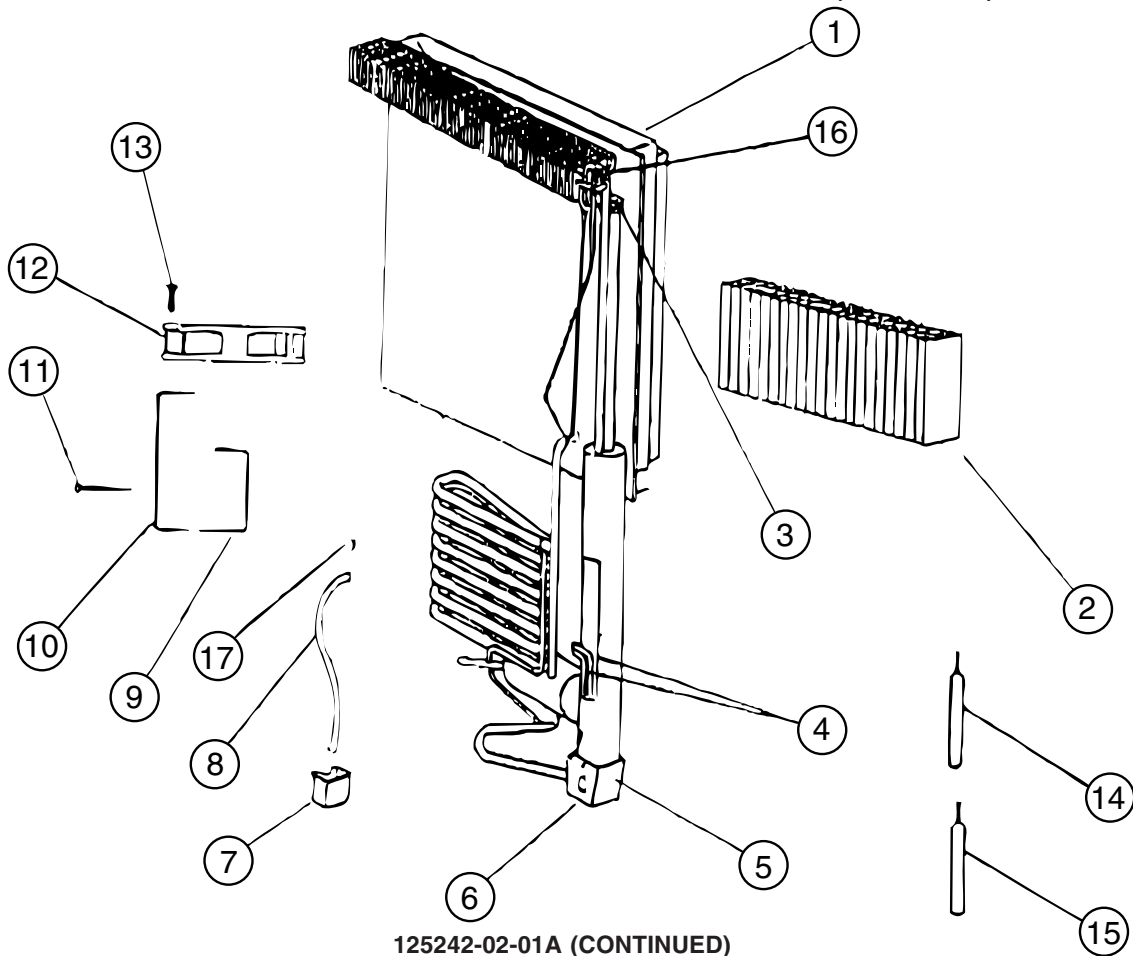
**125242-02-01A (CONTINUED)**

KEY	PART NUMBER	U/M	DESCRIPTION	VENDOR NO.
1	084880-03-705	EA	BRACKET-LIGHT-INTERIOR	61629722
2	120075-01-734	EA	COVER-LENS	618190
3	084880-03-706	EA	BULB-LAMP	61628922
4	084880-01-760	EA	CLIP (THERMISTER)	61689122
5	120075-01-735	EA	THERMISTER W/LAMP & WIRE/ASM	618548
	125242-02-706	EA	LAMP/WIRE ASM/SER#849677 UP	620871
	125242-02-707	EA	LAMP/WIRE ASM SER#849677 DWN	621742

**125242-03-01A (CONTINUED)**

KEY	PART NUMBER	U/M	DESCRIPTION	VENDOR NO.
1	084880-03-705	EA	BRACKET-LIGHT-INTERIOR	61629722
2	120075-01-734	EA	COVER-LENS	618190
3	084880-03-706	EA	BULB-LAMP	61628922
4	084880-01-760	EA	CLIP (THERMISTER)	61689122
5	120075-01-735	EA	THERMISTER W/LAMP & WIRE/ASM	618548
	125242-02-706	EA	LAMP/WIRE ASM/SER#849677 UP	620871
	125242-02-707	EA	LAMP/WIRE ASM SER#849677 DWN	621742

**CABINET & APPLIANCE GROUP (CONTINUED)**  
**COMPONENT PARTS FOR CABINET & APPLIANCE LAYOUT (CONTINUED)**



**125242-02-01A (CONTINUED)**

KEY	PART NUMBER	U/M	DESCRIPTION	VENDOR NO.
1	125242-01-746	EA	COOLING UNIT - 1200	618964
4	125242-01-732	EA	HEATER AC - 225W/110VAC	618872
5	125242-01-739	EA	BASE-BURNER BOX	618902
6	125242-01-740	EA	COVER-BURNER BOX	618910
9	125242-01-730	EA	BRACKET-DC FAN	618857
10	125242-01-741	EA	SUPPORT-DC FAN	618912
12	125242-01-729	EA	FAN-EXTERNAL DC	618856
16	113737-01-754	EA	THERMOSTAT (FAN 12V DC)	618093

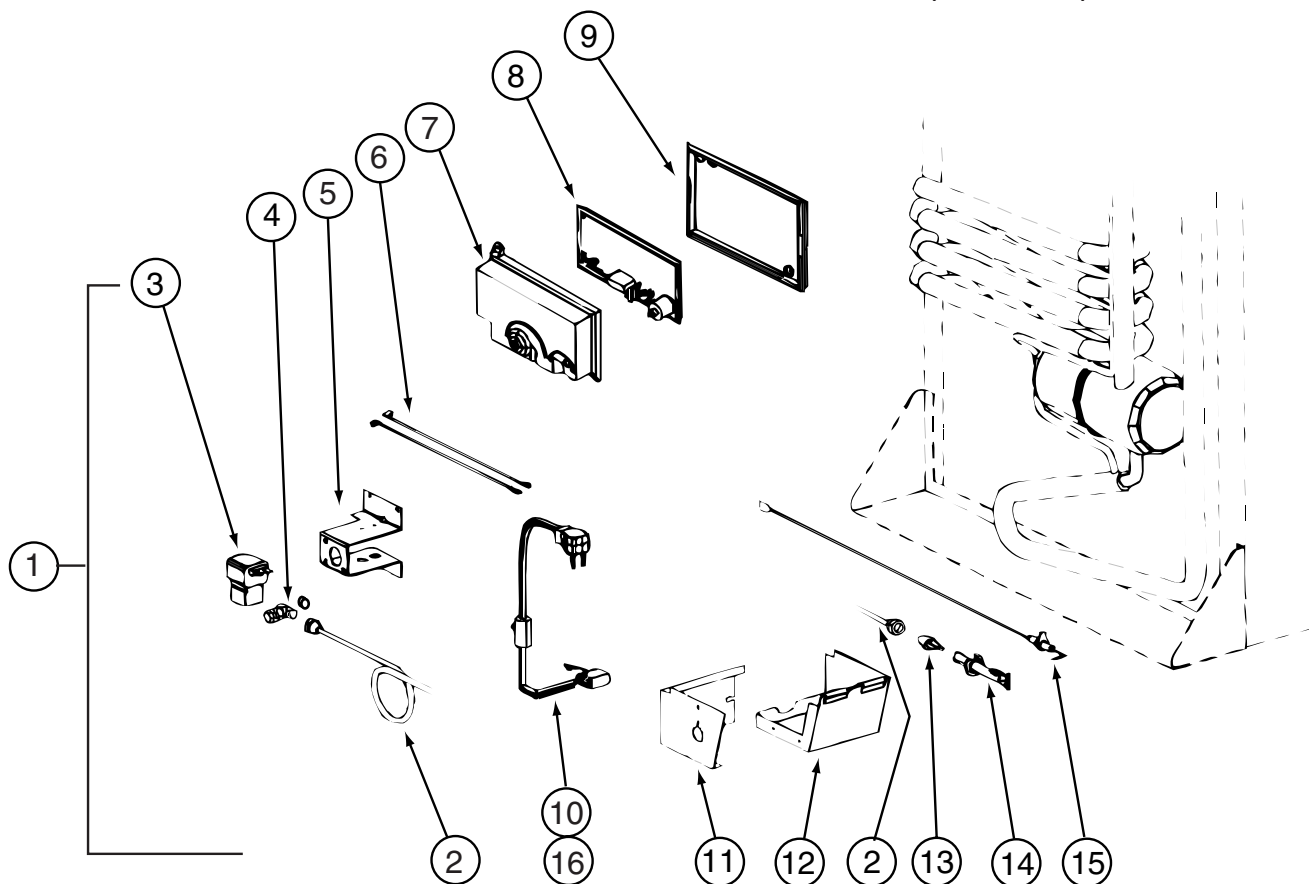
CONTACT WINNEBAGO PART SALES FOR UNLISTED COMPONENTS

**125242-03-01A (CONTINUED)**

KEY	PART NUMBER	U/M	DESCRIPTION	VENDOR NO.
1	125242-01-746	EA	COOLING UNIT - 1200	618964
4	125242-01-732	EA	HEATER AC - 225W/110VAC	618872
5	125242-01-739	EA	BASE-BURNER BOX	618902
6	125242-01-740	EA	COVER-BURNER BOX	618910
9	125242-01-730	EA	BRACKET-DC FAN	618857
10	125242-01-741	EA	SUPPORT-DC FAN	618912
12	125242-01-729	EA	FAN-EXTERNAL DC	618856
16	113737-01-754	EA	THERMOSTAT (FAN 12V DC)	618093
	125242-01-742	EA	WIRE ASM.-BAFFLE 55.15"	618915

CONTACT WINNEBAGO PART SALES FOR UNLISTED COMPONENT(S)

**CABINET & APPLIANCE GROUP (CONTINUED)**  
**COMPONENT PARTS FOR CABINET & APPLIANCE LAYOUT (CONTINUED)**



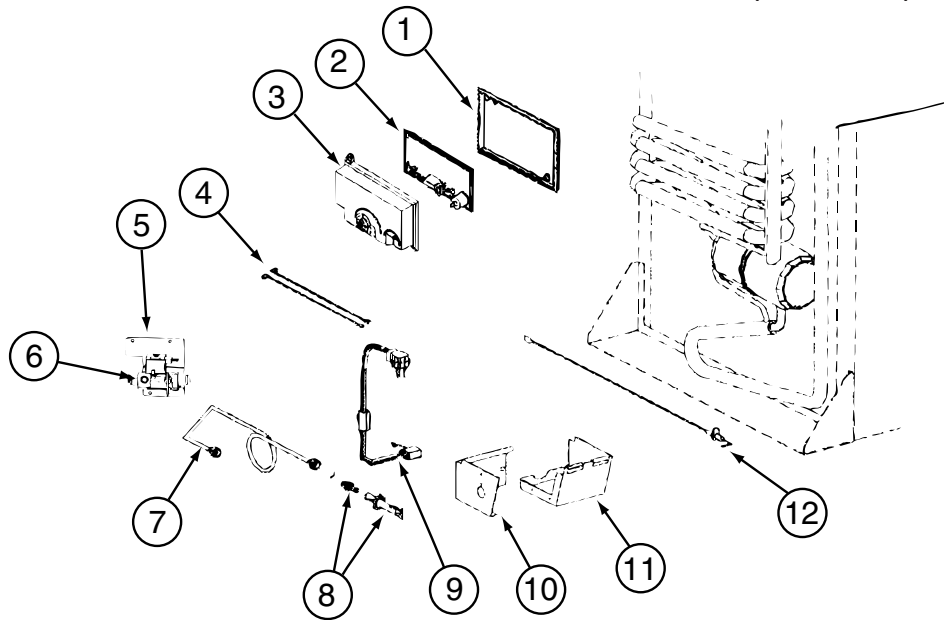
125242-02-01A (CONTINUED)

KEY	PART NUMBER	U/M	DESCRIPTION	VENDOR NO.
1	125242-01-753	EA	KIT-GAS VALVE/SOLENOID/TUBE	621445
2	125242-01-744	EA	BURNER TUBE	618937
4	113737-01-716	EA	TAP-PRESSURE	61594422
7	120075-01-738	EA	COVER-POWER BOARD	618185
8	125242-02-703	EA	POWER BOARD (SER #832171 UP)	621271
9	120075-01-740	EA	COVER-BASE, POWER BOARD	618186
11	125242-01-740	EA	COVER-BURNER BOX	618910
12	125242-01-739	EA	BASE-BURNER BOX	618902
13	125242-01-717	EA	ORIFICE-JEWEL	618814
14	125242-01-743	EA	BURNER - 8 SLOT	618932
15	104137-06-715	EA	ELECTRODE-SPARK/SENSOR, SGL	61692222

CONTACT WINNEBAGO PART SALES FOR UNLISTED COMPONENT(S)



**CABINET & APPLIANCE GROUP (CONTINUED)**  
**COMPONENT PARTS FOR CABINET & APPLIANCE LAYOUT (CONTINUED)**

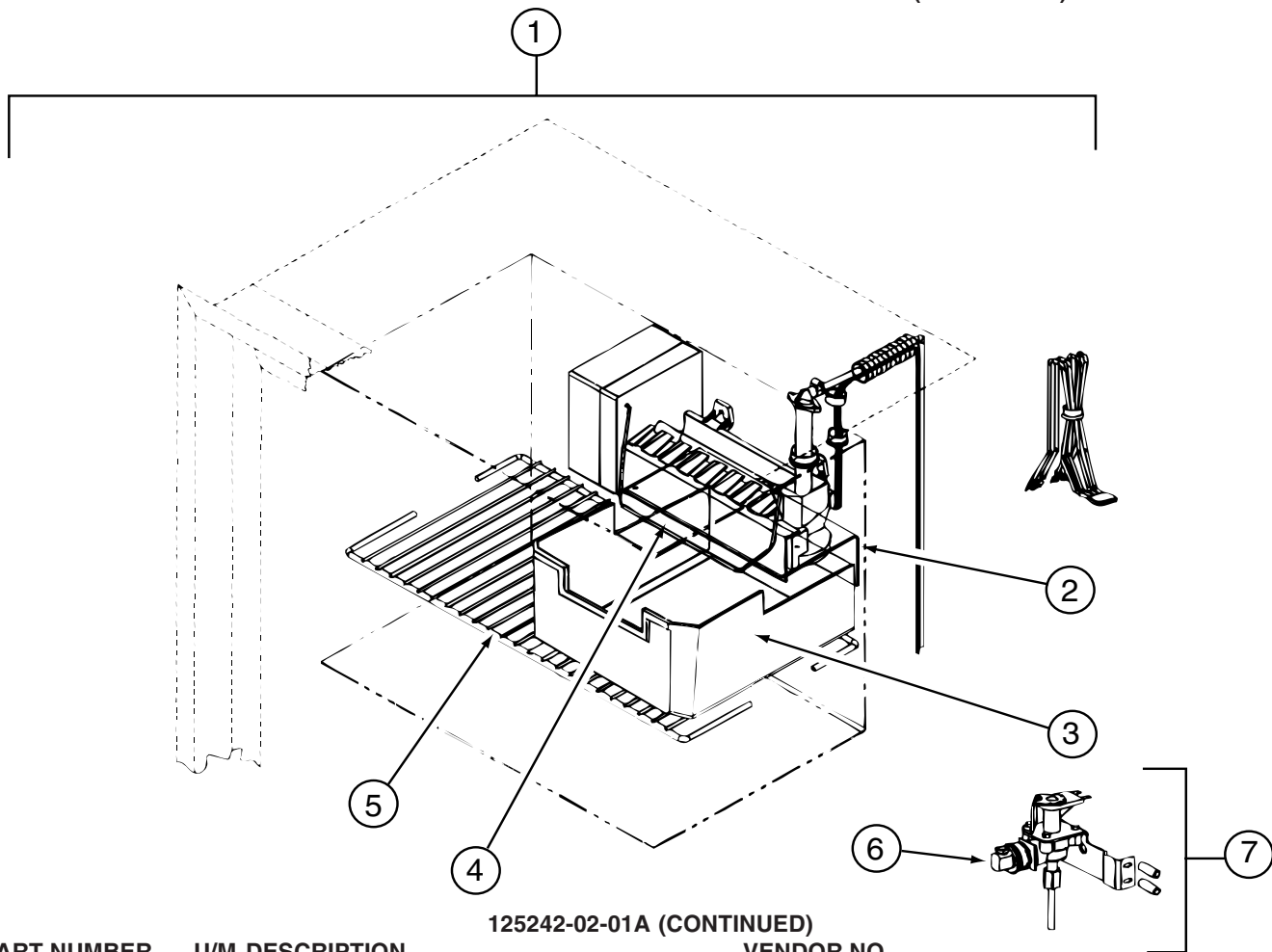


**125242-03-01A (CONTINUED)**

KEY	PART NUMBER	U/M	DESCRIPTION	VENDOR NO.
1	120075-01-740	EA	COVER-BASE, POWER BOARD	618186
2	125242-01-720	EA	POWER BOARD (SER#832170 DN)	619819
2	125242-02-731	EA	POWER BD KIT SER#832172 UP	621271001
3	120075-01-738	EA	COVER-POWER BOARD	618185
4	125242-02-709	EA	WIRE/WHITE/9\"/>	
6	121568-06-706	EA	GAS VALVE-COMBO/WRENCH FLAT	621329
7	125242-02-711	EA	BURNER TUBE	620034
8	125242-02-712	EA	BURNER ORFICE ADAPTER ASSY	621959
10	125242-01-740	EA	COVER-BURNER BOX	618910
11	125242-01-739	EA	BASE-BURNER BOX	618902
12	104137-06-715	EA	ELECTRODE-SPARK/SENSOR, SGL	61692222
	121568-01-713	EA	KIT-GAS VALVE/BURNER TUBE	621444

CONTACT WINNEBAGO PART SALES FOR UNLISTED COMPONENT(S)

**CABINET & APPLIANCE GROUP (CONTINUED)**  
**COMPONENT PARTS FOR CABINET & APPLIANCE LAYOUT (CONTINUED)**



**125242-02-01A (CONTINUED)**

KEY	PART NUMBER	U/M	DESCRIPTION	VENDOR NO.
1	094039-07-706	EA	ICE MAKER W/O PLATES	61656522
2	125242-01-737	EA	BRACKET-MOUNTING (ICE MAKER)	618894/620890
3	125242-01-716	EA	ICE BIN	618803
4	120075-03-703	EA	ARM-SHUT OFF	61656922
5	125242-01-725	EA	SHELF-FREEZER (WIRE)	618847
6	120075-03-702	EA	NUT/COMPRESSION - FITTING	61678722
7	120075-03-701	EA	VALVE ASM., WATER, W/BRACKET	618253

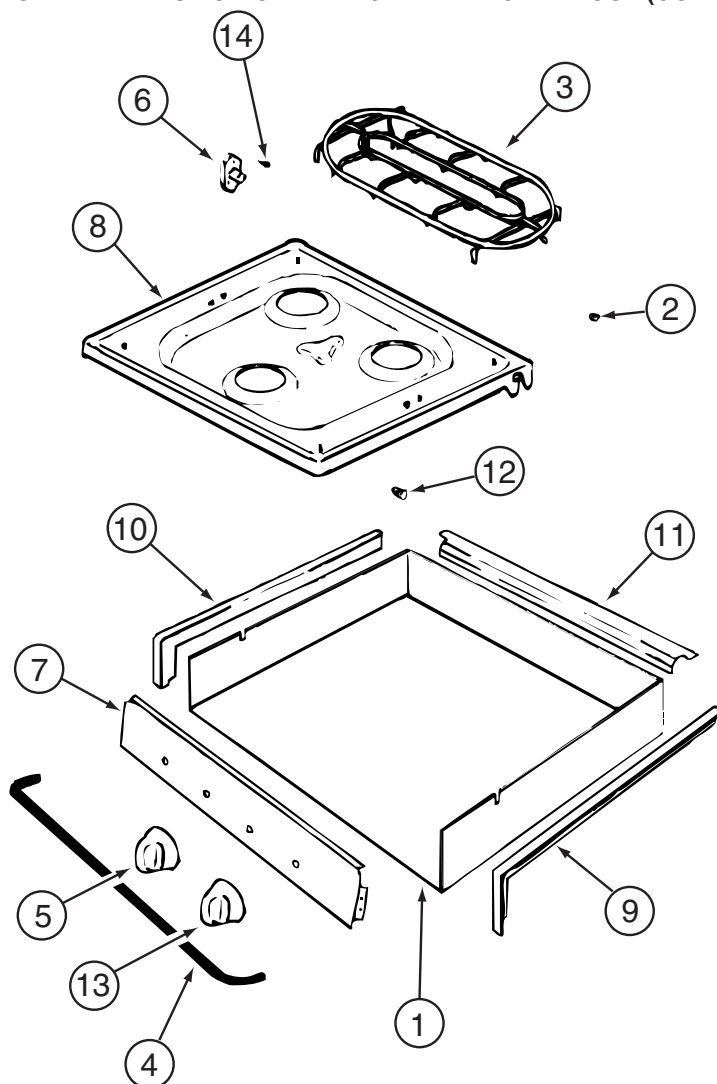
**125242-01-01A, 125242-02-01A & 125242-03-01A (CONTINUED)**

KEY	PART NUMBER	U/M	DESCRIPTION	VENDOR NO.
1	094039-07-706	EA	ICE MAKER W/O PLATES	61656522
2	125242-01-737	EA	BRACKET-MOUNTING (ICE MAKER)	618894/620890
3	125242-01-716	EA	ICE BIN	618803
4	120075-03-703	EA	ARM-SHUT OFF	61656922
5	125242-01-725	EA	SHELF-FREEZER (WIRE)	618847
6	120075-03-702	EA	NUT/COMPRESSION - FITTING	61678722
7	120075-03-701	EA	VALVE ASM., WATER, W/BRACKET	618253
	094039-07-707	EA	GARDEN HOSE ADAP W/BRASS NUT	61679622
	094039-07-708	EA	NUT - COMPRESSION	622991

**126022-01-01A, 126022-02-01A, 126022-03-01A**

KEY	PART NUMBER	U/M	DESCRIPTION	VENDOR NO.
	114030-01-707	EA	PLUG BUTTON BLACK	74002628
	126022-01-700	EA	BUMPER - RANGE BIFOLD COVER	MAGIC 8003P007-60
	126022-01-701	EA	HINGE-RANGE BIFOLD COVER-22"	MAGIC 3418F067-34

**CABINET & APPLIANCE GROUP (CONTINUED)**  
**COMPONENT PARTS FOR CABINET & APPLIANCE LAYOUT (CONTINUED)**

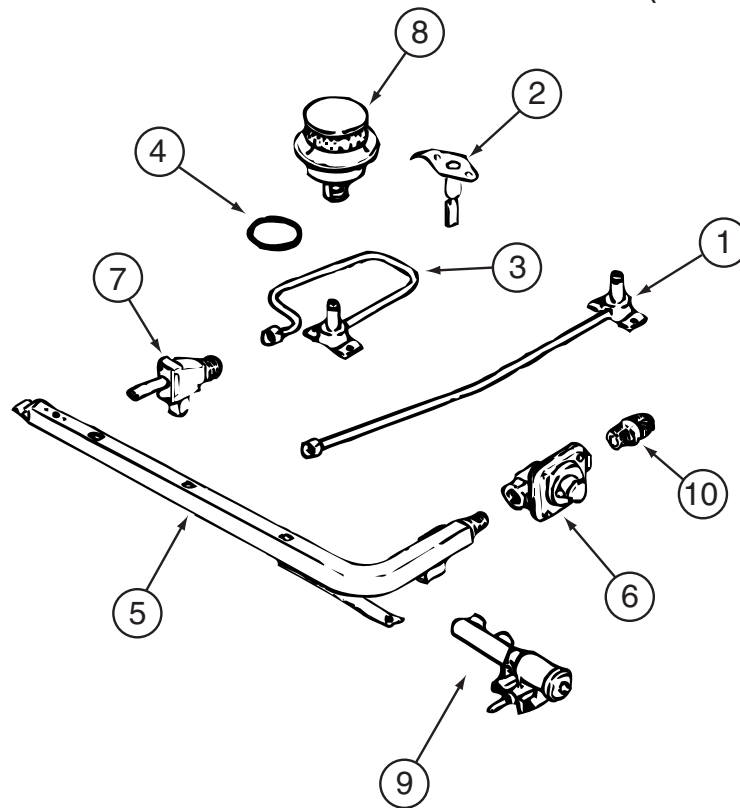


135065-03-01A, 135065-03-03A, 135065-04-01A

KEY	PART NUMBER	U/M	DESCRIPTION	VENDOR NO.
2	102020-01-709	EA	BUMPER-GRATE	8007-P020-60
3	135065-03-703	EA	GRATE - BLACK(SEALED BURNER)	74007304
4	114030-02-700	EA	GUARD/FABRIC - TOWEL BAR	3609F006-70
5	128728-01-701	EA	KNOB - BURNER - REAR	74003941
5	128728-01-702	EA	KNOB - BURNER - FRONT	74003942
6	128728-01-703	EA	PIN/T-NUT F/HINGE	7103P109-60
7	135065-03-704	EA	PANEL - MANIFOLD (BLACK)	74007330
8	128728-01-705	EA	TOP - MAIN - BLACK	74003928
8	135065-03-715	EA	TOP - MAIN - STAINLESS STEEL	74007299
9	114030-01-704	EA	TRIM - RIGHT/BLACK TEXTURED	74002839
10	114030-01-705	EA	TRIM - LEFT/BLACK TEXTURED	74002840
11	114030-01-706	EA	TRIM - REAR/BLACK TEXTURED	74002841
12	102020-01-724	EA	BUMPER-MAIN TOP	8003P008-60
13	128728-01-707	EA	KNOB - IGNITOR	74003944

CONTACT WINNEBAGO PART SALES FOR UNLISTED COMPONENT(S)

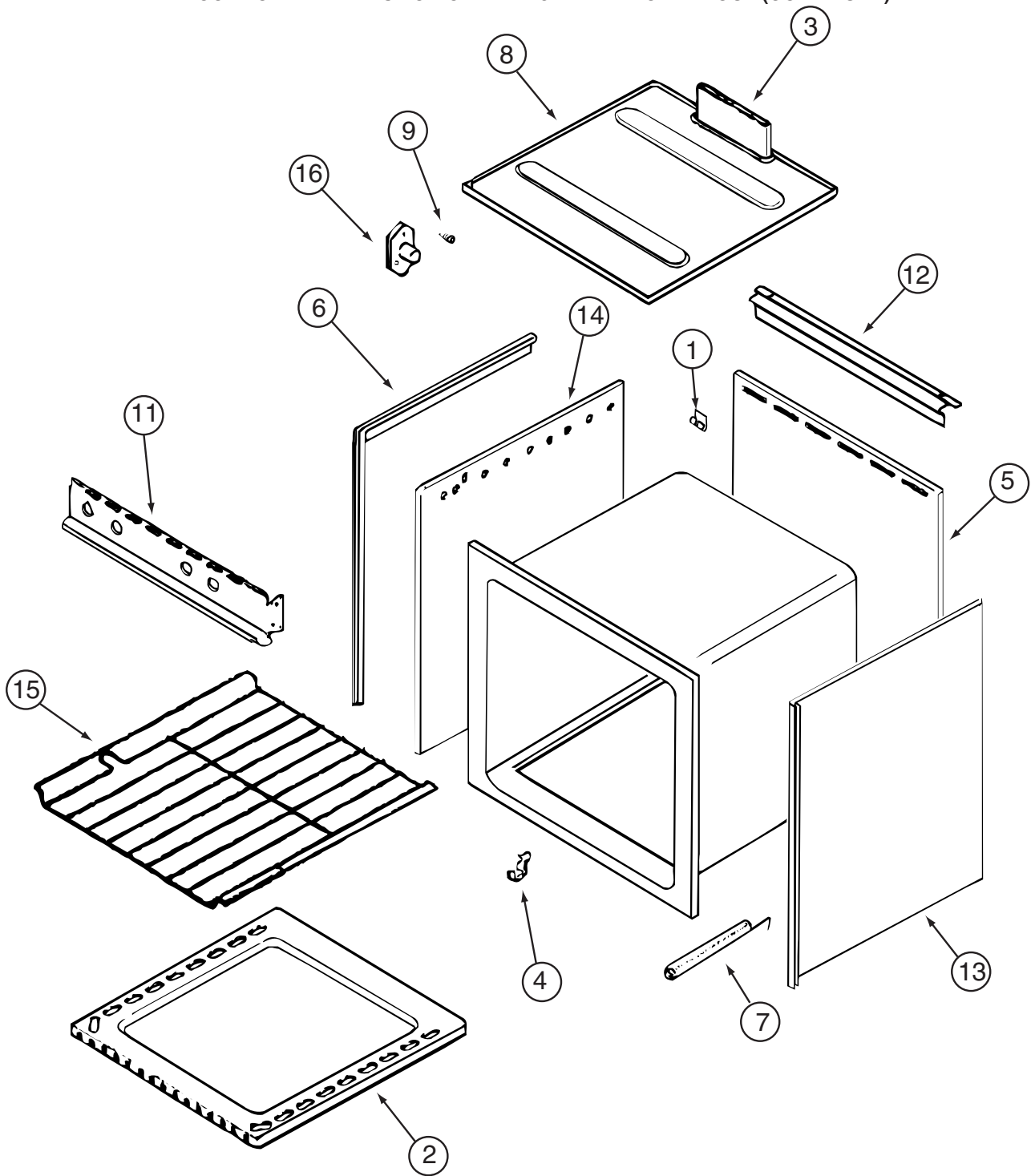
**CABINET & APPLIANCE GROUP (CONTINUED)**  
**COMPONENT PARTS FOR CABINET & APPLIANCE LAYOUT (CONTINUED)**



**135065-03-01A, 135065-03-03A, 135065-04-01A (CONTINUED)**

KEY	PART NUMBER	U/M	DESCRIPTION	VENDOR NO.
1	128728-01-708	EA	FITTING W/ORFICE/TUBE - REAR	74003931
2	135065-01-701	EA	IGNITOR/PORCELAIN-TOP BURNER	74004053
3	128728-01-710	EA	FITTING W/ORFICE/TUBE - FRT	74003930
4	135065-03-700	EA	FITTING - HALF UNION	74004234
5	135065-01-702	EA	PIPE/MANIFOLD	74004642
6	126023-02-703	EA	REGULATOR - PRESSURE	74004235
7	135065-01-703	EA	VALVE/BURNER - REAR	74004643
7	135065-01-704	EA	VALVE/BURNER-FRT-HI	74004644
7	135065-03-701	EA	SCREW - VALVE	71003231
8	135065-03-702	EA	SEALED BURNER ASM.(BLACK) RV	74003967
9	128728-01-716	EA	BURNER - IGNITOR	74003946
9	128728-01-717	EA	WIRES - IGNITOR	74003947

**CABINET & APPLIANCE GROUP (CONTINUED)**  
**COMPONENT PARTS FOR CABINET & APPLIANCE LAYOUT (CONTINUED)**

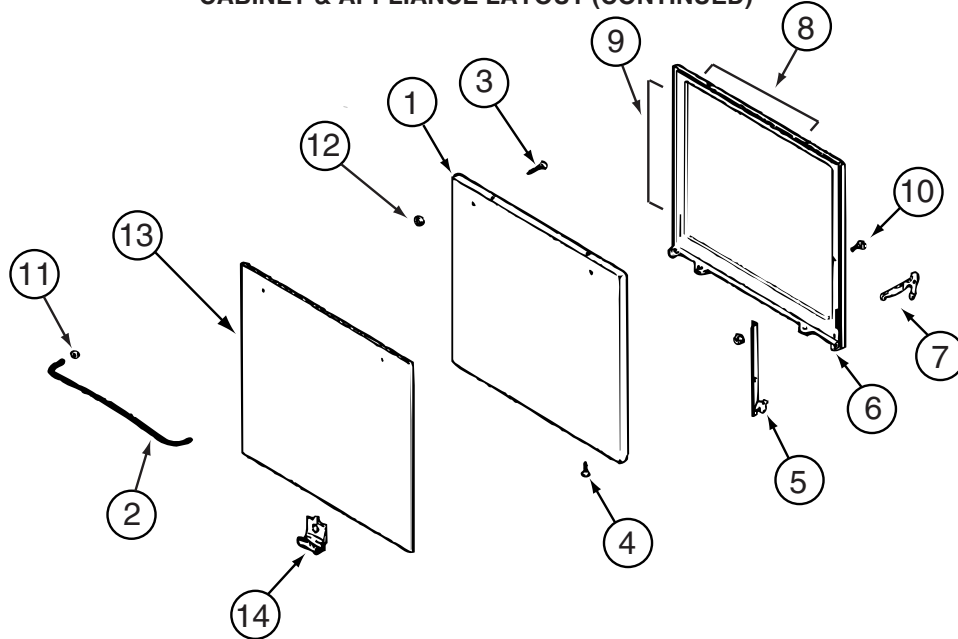


135066-03-01A/04A, 150778-01-01A, 151277-03-01A, 151279-02-01A/02A, 151279-03-01A (CONTINUED)

KEY	PART NUMBER	U/M	DESCRIPTION	VENDOR NO.
1	112881-03-702	EA	CLIP - MAIN TOP	74003998
2	126023-01-731	EA	BOTTOM - OVEN	2205F016-19
3	126023-01-718	EA	FLUE BOX ASSEMBLY	4006W075-80
6	126023-01-713	EA	TRIM - SIDE (RIGHT)	74002827
6	126023-01-714	EA	TRIM - SIDE (LEFT)	74002828
7	135066-03-708	EA	SPRING - OVEN DOOR	7803P053-60
9	128728-01-703	EA	PIN/T-NUT F/HINGE	7103P109-60
11	135066-03-701	EA	PANEL - MANIFOLD - BLACK	74007306
12	112881-01-721	EA	DEFLECTOR/FLUE-BLK-SEALED BR	74002829
15	126023-01-716	EA	RACK - OVEN	74003106

CONTACT WINNEBAGO PART SALES FOR UNLISTED COMPONENT(S)

**CABINET & APPLIANCE GROUP (CONTINUED)**  
**CABINET & APPLIANCE LAYOUT (CONTINUED)**



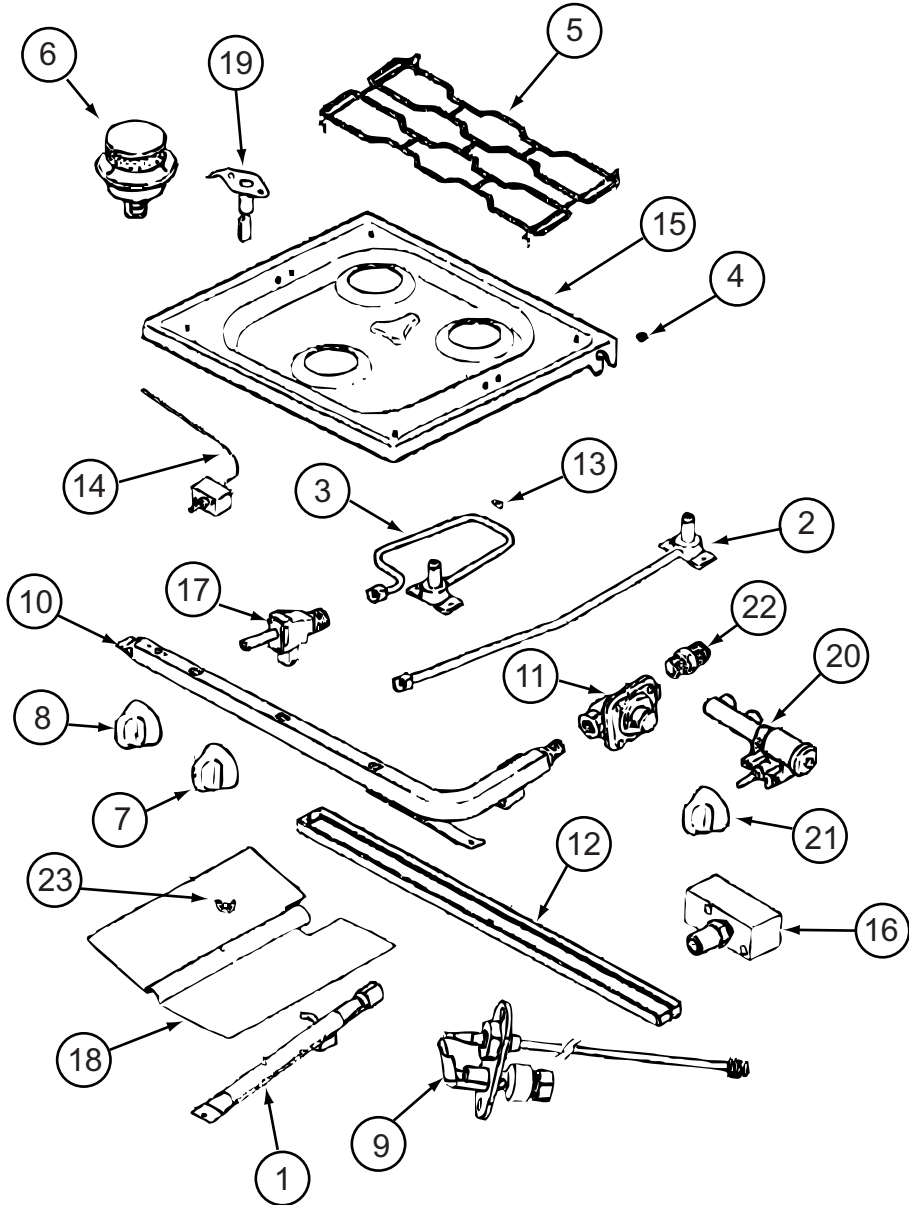
**COMPONENT PARTS FOR APPLIANCE (CONTINUED)**

150778-01-01A, 151277-03-01A, 151279-02-01A, 151279-03-01A (CONTINUED)

KEY	PART NUMBER	U/M	DESCRIPTION	VENDOR NO.
1	126023-01-712	EA	PANEL - DOOR (BLACK)	74001190
2	128727-01-701	EA	HANDLE - OVEN DOOR	74003929
5	151277-01-704	EA	HINGE KIT-OVEN DR/LT	12400028
5	151277-01-705	EA	HINGE KIT-OVEN DR/RT	12400029
8	126023-01-732	EA	SEAL/OVEN DR TOP	7212P014-60
9	135066-03-714	EA	SEAL - OVEN DOOR SIDES	7212P039-60
13	102020-01-725	EA	GLASS OUTER	7902P266-60
14	126023-01-738	EA	CLIP - GLASS OVEN/BLACK	7112P093-60

CONTACT WINNEBAGO PART SALES FOR UNLISTED COMPONENT(S)

**CABINET & APPLIANCE GROUP (CONTINUED)**  
**COMPONENT PARTS FOR CABINET & APPLIANCE LAYOUT (CONTINUED)**



151277-03-01A, 151279-01-01A, 151279-02-01A/02A, 151279-03-01A

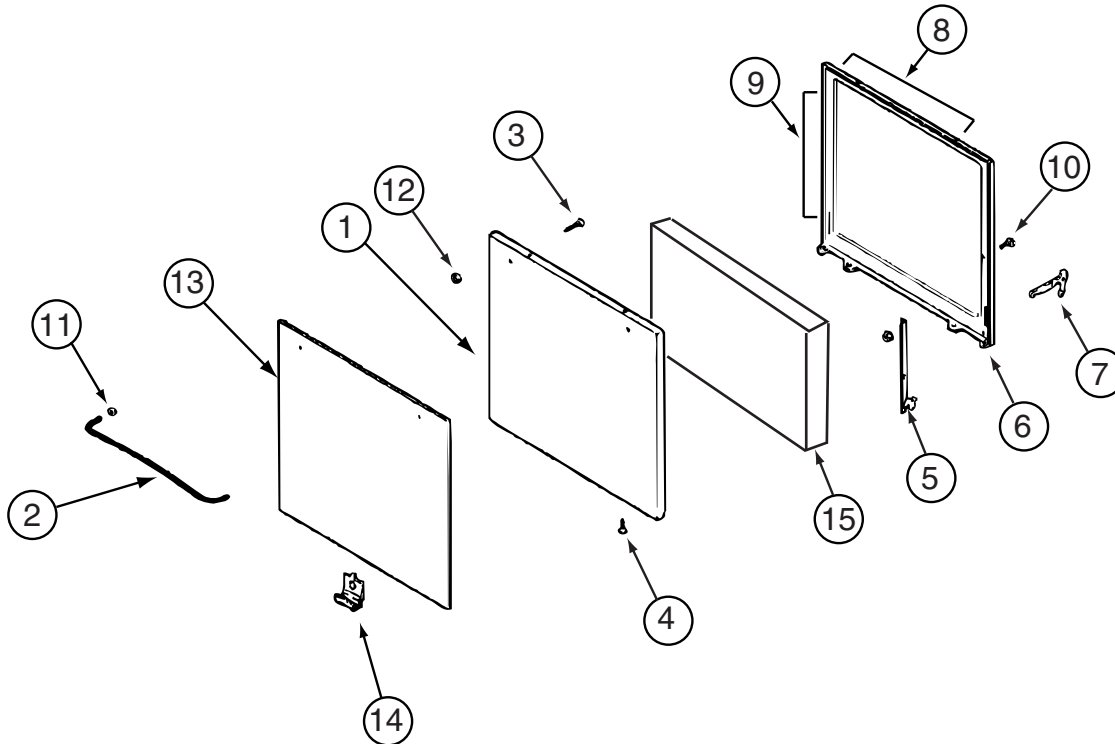


**CABINET & APPLIANCE GROUP (CONTINUED)**  
**COMPONENT PARTS FOR CABINET & APPLIANCE LAYOUT (CONTINUED)**

151277-03-01A, 151279-01-01A, 151279-02-01A/02A, 151279-03-01A (CONTINUED)

KEY	PART NUMBER	U/M DESCRIPTION	VENDOR NO.
1	151279-02-700	EA BURNER - OVEN - W/SHUTTER	74009853
2	128728-01-708	EA FITTING W/ORFICE/TUBE - REAR	74003931
3	128728-01-710	EA FITTING W/ORFICE/TUBE - FRT	74003930
4	102020-01-709	EA BUMPER-GRATE	8007P020-60
5	135065-03-703	EA GRATE - BLACK(SEALED BURNER)	74007304
6	135065-03-702	EA SEALED BURNER ASM.(BLACK) RV	74003967
7	128728-01-701	EA KNOB - BURNER - REAR	74003941 (1 PER)
7	128728-01-702	EA KNOB - BURNER - FRONT	74003942 (2 PER)
8	151279-02-701	EA KNOB - THERMOSTAT - BLACK	74009858
9	151279-02-705	EA PILOT - OVEN - 22" SERIES	74010544
10	151279-02-702	EA PIPE - MANIFOLD	74009856
11	126023-02-703	EA REGULATOR - PRESSURE	74004235
11	112881-03-701	EA REGULATOR KIT W/FITTINGS	12001285
13	102020-01-724	EA BUMPER-MAIN TOP	8003P008-60
14	151279-02-703	EA THERMOSTAT	74009855
15	128728-01-705	EA TOP - MAIN - BLACK	74003928
15	135065-03-715	EA TOP - MAIN - STAINLESS STEEL	74007299
16	151279-02-704	EA ELBOW BLOCK ASM (VALVE-OVEN)	74009864
17	135065-01-703	EA VALVE/BURNER - REAR	74004643
17	135065-01-704	EA VALVE/BURNER-FRT-HI	74004644
18	135656-01-701	EA MIXER/AIR	3411F003-34
19	135065-01-701	EA IGNITOR/PORCELAIN-TOP BURNER	74004053
20	128728-01-716	EA IGNITOR - F/BURNERS	74003946
20	128728-01-717	EA WIRES - IGNITOR	74003947
21	128728-01-707	EA KNOB - IGNITOR	74003944
22	135065-03-700	EA FITTING - HALF UNION	74004234

CONTACT WINNEBAGO PART SALES FOR UNLISTED COMPONENT(S)

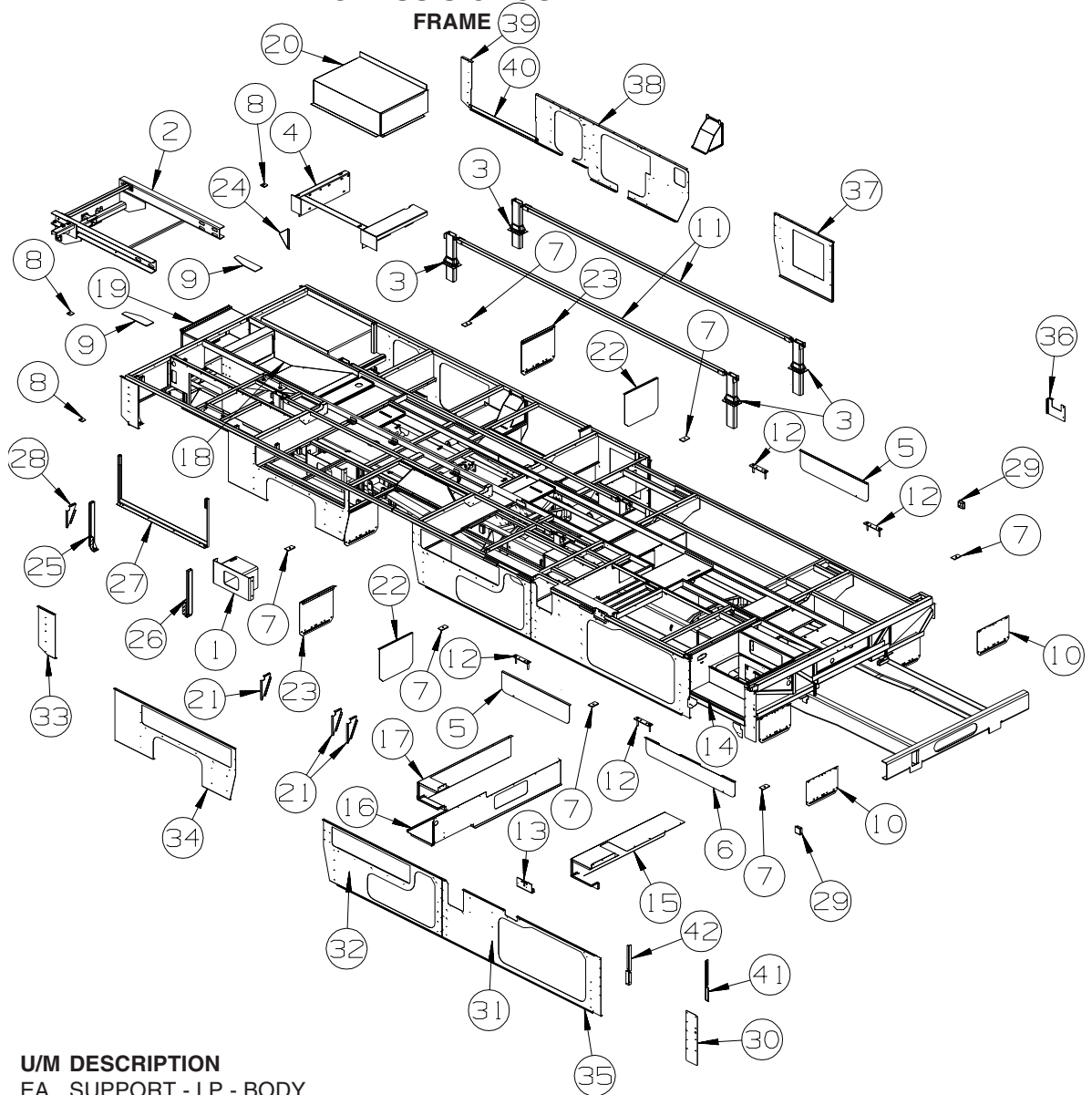


151279-02-02A (CONTINUED)

KEY	PART NUMBER	U/M DESCRIPTION	VENDOR NO.
1	126023-01-712	EA PANEL - DOOR (BLACK)	74001190
2	128727-01-701	EA HANDLE - OVEN DOOR	74003929
8	126023-01-732	EA SEAL/OVEN DR TOP	7212P014-60
9	135066-03-714	EA SEAL - OVEN DOOR SIDES	7212P039-60
13	135066-03-702	EA PANEL-DOOR - STAINLESS STEEL	74007313

CONTACT WINNEBAGO PART SALES FOR UNLISTED COMPONENT(S)

# CHASSIS GROUP FRAME



KEY	PART NUMBER	U/M	DESCRIPTION
1	139255-01-02B	EA	SUPPORT - LP - BODY
2*	132643-11-01A	EA	CLIP/REAR EXTENSION RAIL - W/HITCH-W/O TIRE CARRIER
3	139724-01-01A	EA	BOOT - TOWER - BLACK
4	138113-02-02B	EA	OUTRIGGER/GENERATOR - E-COATED
5	140219-08-02B	EA	SHIELD - HEAT/EXHAUST - E-COATED
6	149346-01-02B	EA	SHIELD - HEAT EXHAUST - E-COATED
7	135712-01-02B	EA	PLATE - BODY MOUNT - E-COATED
8	135712-02-02B	EA	PLATE - BODY MOUNT - E-COATED
9	133095-01-02B	EA	PLATE - CLIP - E-COATED
10	136391-01-02B	EA	GUARD/ROCK - STEEL - W/ANGLE - 18"W X 11"H - E-COATED - <b>RIGHT HAND</b>
			FROM: 00-00-00 THRU: 07-23-04
10	136391-05-02B	EA	GUARD/ROCK - STEEL - W/ANGLE - 17"W X 11"H - E-COATED - <b>LEFT HAND</b>
			FROM: 00-00-00 THRU: 07-23-04
10	136388-01-02B	EA	GUARD/ROCK - STEEL - 18" X 11" - E-COATED
			FROM: 07-24-04 THRU: 08-06-04
10	136388-07-02B	EA	GUARD/ROCK - STEEL - 18" X 11" - E-COATED
			FROM: 08-07-04 THRU: 10-29-04
10	136388-06-02B	EA	GUARD/ROCK - STEEL - 17" X 11.2" - E-COATED
			FROM: 10-30-04 THRU: 99-99-99
11	150924-01-02B	EA	TUBE - TENSION - E-COATED
12	134460-01-02B	EA	PLATE - MOUNTING - E-COATED
13	139409-04-02B	EA	BRACKET - MOUNTING - CYLINDER - E-COATED
14	132607-13-02B	EA	BOX/ENTRANCE STEP - E-COATED
15	138405-10-02B	EA	COMPARTMENT - E-COATED
16	138405-09-02B	EA	COMPARTMENT - E-COATED
17	138405-08-02B	EA	COMPARTMENT - RAM - E-COATED

**CHASSIS GROUP (CONTINUED)**  
**FRAME (CONTINUED)**

KEY	PART NUMBER	U/M	DESCRIPTION
18	144746-01-02B	EA	COMPARTMENT - FURNACE - E-COATED
19	144746-02-02B	EA	COMPARTMENT - FURNACE - E-COATED
20	140930-02-02B	EA	COMPARTMENT - GENERATOR - E-COATED
21	123440-02-02B	EA	SUPPORT - PANEL - 9.9"/7.6" X 4.7" - E-COATED
22	134191-01-02B	EA	GUARD/ROCK - STEEL - W/BEND - 18"W X 14.9"H - E-COATED
23	136391-02-02B	EA	GUARD/ROCK - STEEL - W/ANGLE - 18"W X 15"H - E-COATED
24	123440-07-02B	EA	SUPPORT - PANEL - 8.7" X 4.7" - E-COATED
25	133833-02-02B	EA	HANGER - A/C - E-COATED
26	133833-01-02B	EA	HANGER - A/C - E-COATED
27	129328-02-02B	EA	HANGER - A/C - COACH - E-COATED
28	123440-06-02B	EA	SUPPORT - PANEL - 8.7"/5.5" X 4.7" - E-COATED
29	119845-01-01A	EA	PLUG/PLASTIC - 1 1/2" SQUARE - BLACK
30	132606-03-02B	EA	PLATE/SEAL - E-COATED
31	148753-13-02B	EA	PLATE/SEAL - E-COATED
31	148753-27-02B	EA	PLATE/SEAL - E-COATED
32	148753-20-02B	EA	PLATE/SEAL - E-COATED
32	148753-28-02B	EA	PLATE/SEAL - E-COATED
33	137098-23-02B	EA	PLATE/SEAL - E-COATED
34	148753-15-02B	EA	PLATE/SEAL - E-COATED
35	126516-01-01A	FT	TRIM - VINYL/EXTRUDED - 8'
36	132606-04-02B	EA	PLATE/SEAL - E-COATED
37	148753-16-02B	EA	PLATE/SEAL - E-COATED
38	148753-17-02B	EA	PLATE/SEAL - E-COATED
39	137103-14-02B	EA	PLATE/SEAL - E-COATED
40	133612-05-02B	EA	ZEE/SEAL PLANE - BOTTOM - E-COATED
41	136814-01-02B	EA	ANGLE/FILLER - STEPRH HAND - E-COATED
42	136814-02-02B	EA	ANGLE/FILLER - STEP/LH HAND - E-COATED

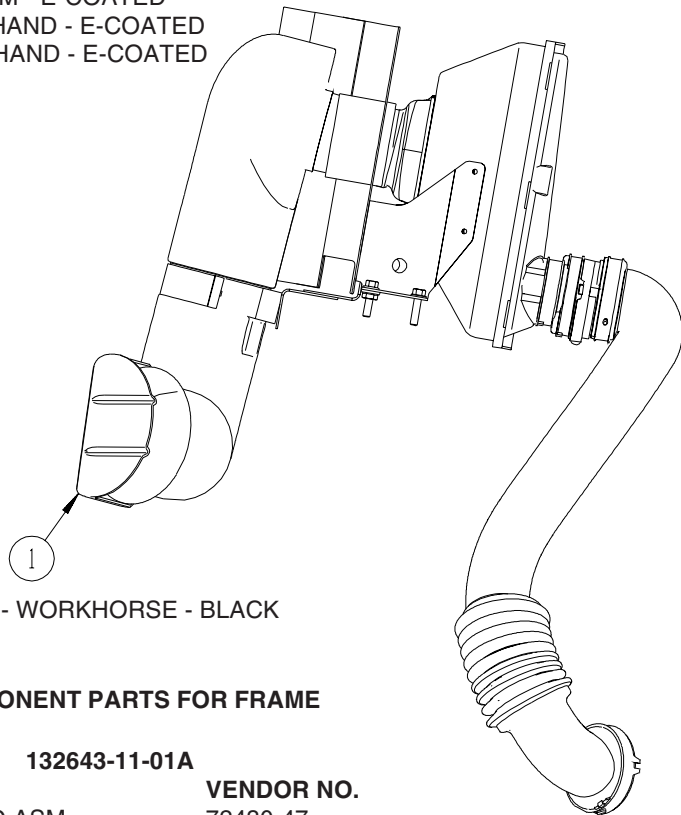
FROM: 00-00-00 THRU: 08-06-04

FROM: 08-07-04 THRU: 99-99-99

FROM: 00-00-00 THRU: 08-06-04

FROM: 08-07-04 THRU: 99-99-99

**\*COMPONENT PARTS LISTED LATER IN THIS GROUP**



**AIR INTAKE**

KEY	PART NUMBER	U/M	DESCRIPTION
1	154181-01-10A	EA	DEFLECTOR - AIR INTAKE - WORKHORSE - BLACK

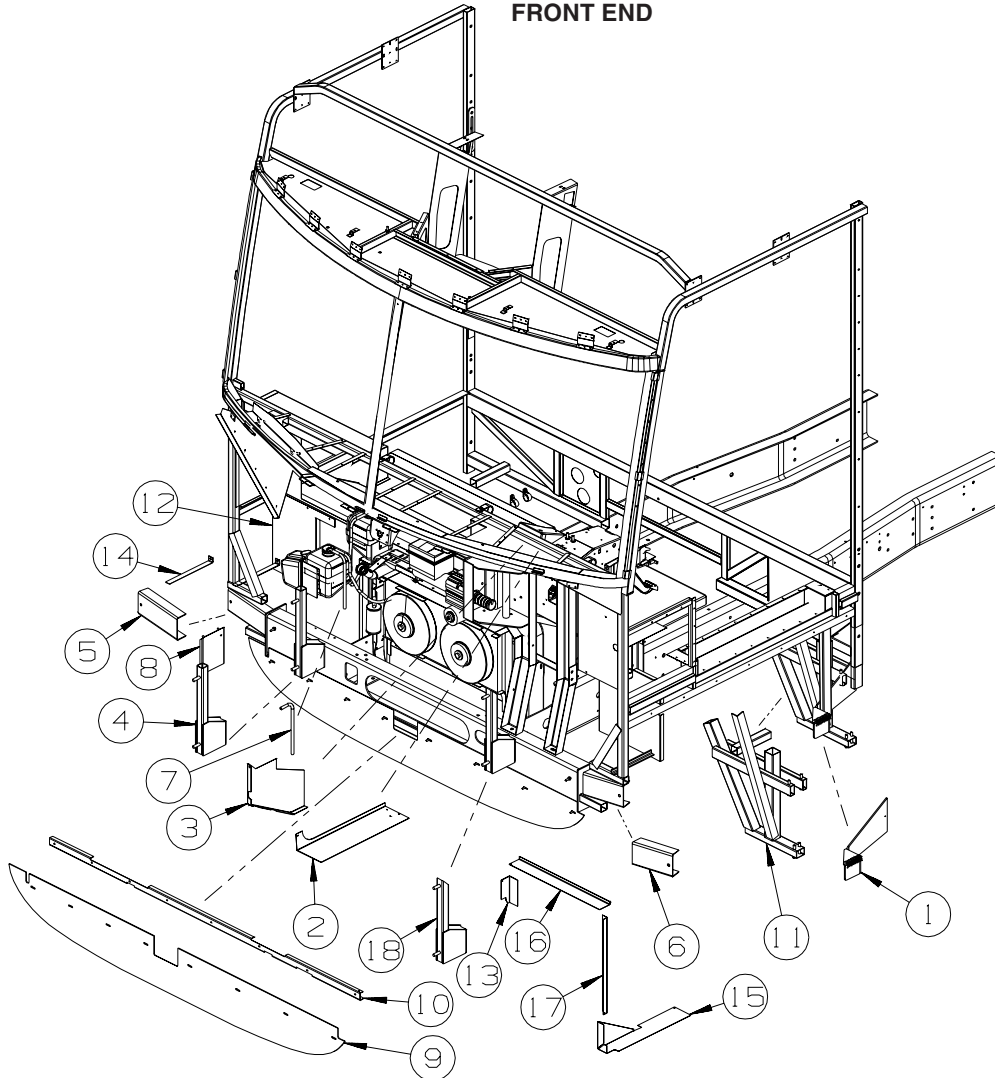
**COMPONENT PARTS FOR FRAME**

**132643-11-01A**

KEY	PART NUMBER	U/M	DESCRIPTION	VENDOR NO.
	132643-01-700	EA	HITCH/RECEIVER WELDED ASM.	72430-47

# CHASSIS GROUP (CONTINUED)

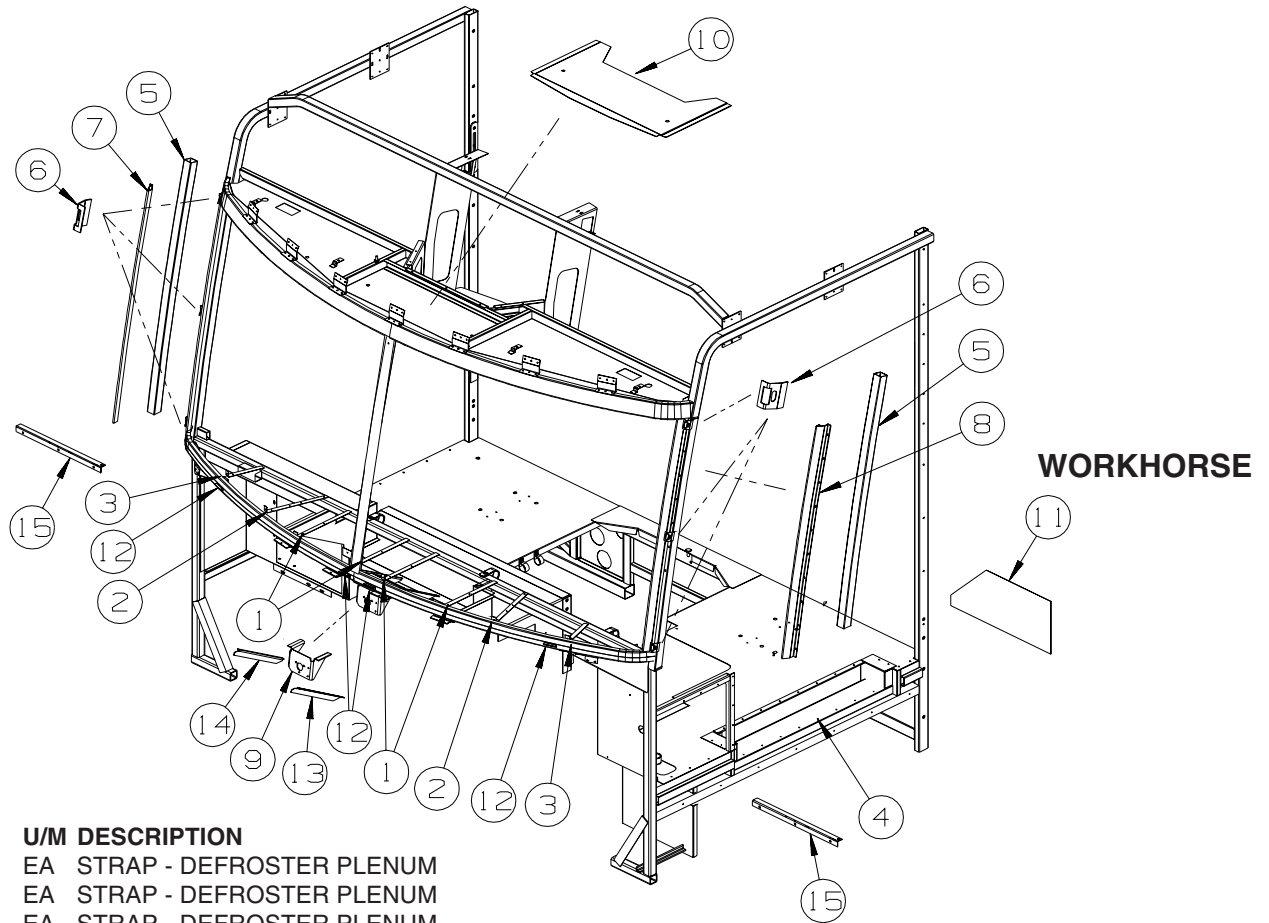
## FRONT END



**WORKHORSE**

KEY	PART NUMBER	U/M	DESCRIPTION
1	NOT USED		
2	137041-01-02B	EA	ANGLE - MOTOR COVER - E-COATED
3	150565-01-02B	EA	PANEL - CLOSE OUT - CAB - E-COATED
4	134807-01-02B	EA	SUPPORT - FRONT - E-COATED
			FROM: 00-00-00 THRU: 04-08-04
4	134807-11-02B	EA	SUPPORT - FRONT - E-COATED
			FROM: 04-09-04 THRU: 99-99-99
5	137048-02-02B	EA	CHANNEL - SUPPORT - FRONT - E-COATED
6	137048-01-02B	EA	CHANNEL/SUPPORT - FRONT - E-COATED
7	044317-01-000	FT	HOSE - FUEL - 3/8" ID - WORKHORSE
8	119656-02-02B	EA	BRACKET - RESERVOIR/WASHER - E-COATED
			FROM: 00-00-00 THRU: 04-08-04
8	134807-11-02B	EA	SUPPORT - FRONT - E-COATED - INCLUDES RESERVOIR BRACKET
			FROM: 04-09-04 THRU: 99-99-99
9	140782-02-01A	EA	SHIELD - SIGHT - BLACK PLASTIC
10	140790-01-02B	EA	ANGLE - SIGHT SHIELD - E-COATED
11	138340-01-02B	EA	SUPPORT/STEP - DRIVER - E-COATED - CHASSIS W/22.5 TIRE
11	138340-02-02B	EA	SUPPORT/STEP - DRIVER - E-COATED - CHASSIS W/19.5 TIRE
12	121962-02-02B	EA	SHIELD/SPLASH - HEADLIGHT - E-COATED
13	139131-01-02B	EA	ANGLE - W/NOTCHSTEEL
14	139119-01-02B	EA	STRAP - BENT, W/HOLE
15	137045-01-02B	EA	PANEL - FILLER, BULKHEAD
16	137037-01-02B	EA	ANGLE - FILLER, BULKHEAD
17	137037-02-02B	EA	ANGLE - FILLER, BULKHEAD
18	134807-01-02B	EA	SUPPORT - FRONT - E-COATED
			FROM: 00-00-00 THRU: 04-08-04
18	134807-12-02B	EA	SUPPORT - FRONT - E-COATED
			FROM: 04-09-04 THRU: 99-99-99

**CHASSIS GROUP (CONTINUED)**  
**FRONT END (CONTINUED)**

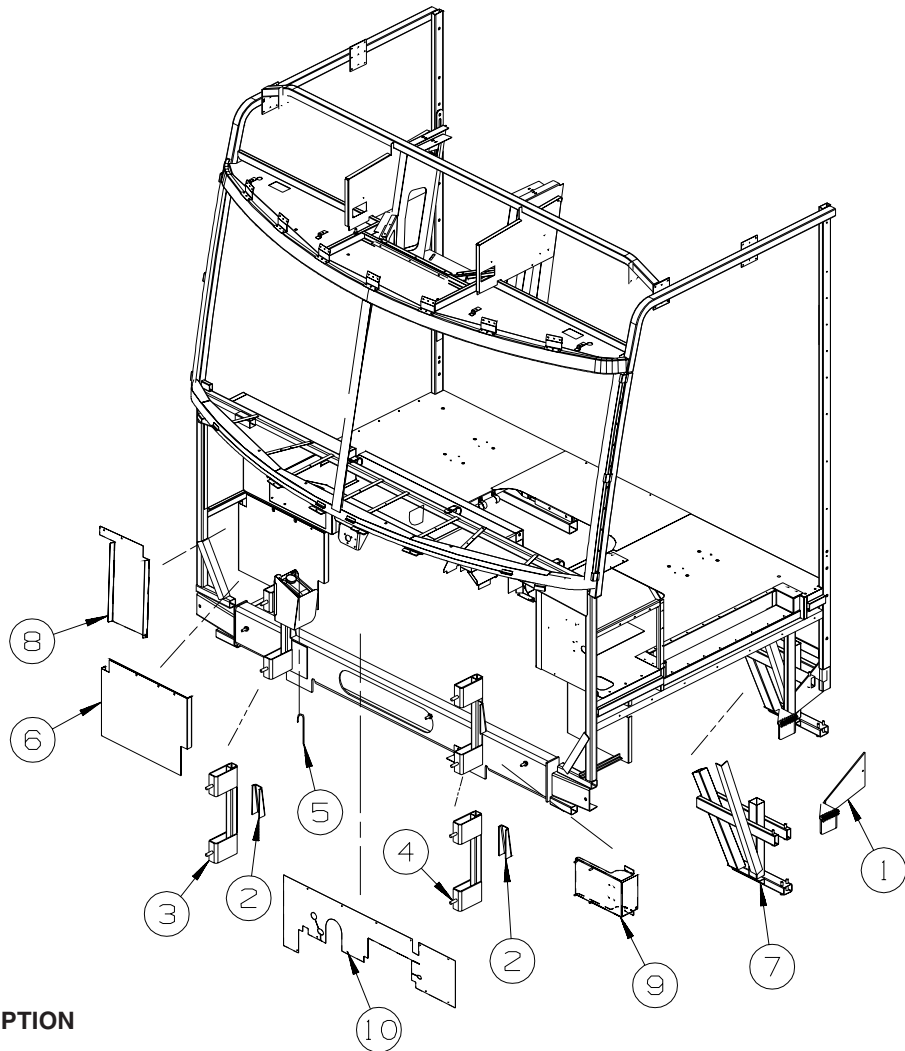


KEY	PART NUMBER	U/M	DESCRIPTION
1	137047-04-01B	EA	STRAP - DEFROSTER PLENUM
2	137047-05-01B	EA	STRAP - DEFROSTER PLENUM
3	137047-06-01B	EA	STRAP - DEFROSTER PLENUM
4	146492-02-01B	EA	PANEL - STEPWELL
5	117273-01-01A	EA	TUBE - SUPPORT - A-PILLAR
6	120363-01-01B	EA	BRACKET - WINDSHIELD
7	121269-05-01B	EA	FRAME - WINDSHIELD - A-PILLAR - MILL
8	121269-06-01B	EA	FRAME - WINDSHIELD - A-PILLAR - MILL
9	134506-02-01B	EA	BRACKET - WIPER MOTOR
10	124904-05-01B	EA	HEADER/WINDSHIELD - CENTER - 27.5"
11	137496-01-01B	EA	PANEL - SPLASH GUARD
12	126289-65-01B	EA	ANGLE - FORMED
13	134371-01-01B	EA	ANGLE/MOUNT - WIPER MOTOR
14	134371-02-01B	EA	ANGLE/MOUNT - WIPER MOTOR
15	152540-02-02B	EA	SUPPORT - DIRT GUARD - E-COATED

FROM: 07-24-04 THRU: 99-99-99

## CHASSIS GROUP (CONTINUED) FRONT END (CONTINUED)

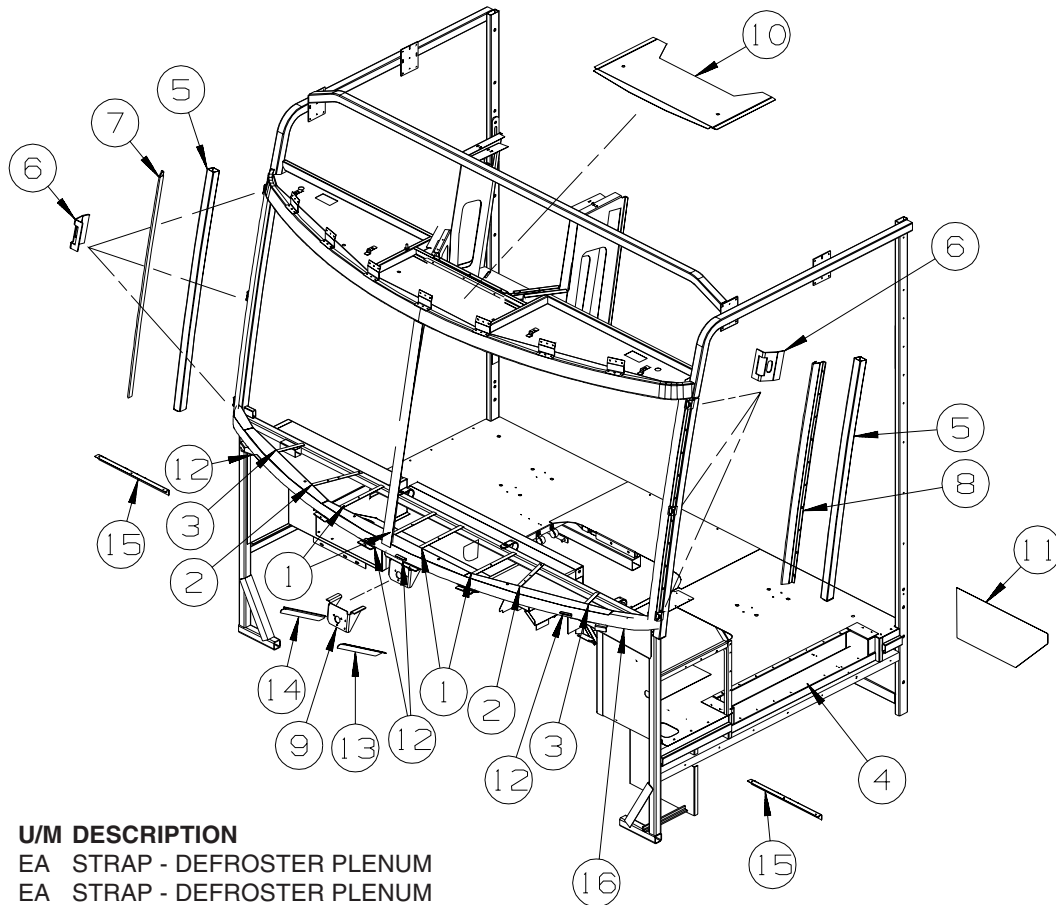
**2004  
FORD**



KEY	PART NUMBER	U/M	DESCRIPTION
1	NOT USED		
2	117622-01-02B	EA	BRACE - TUBE/BUMPER - VERTICAL - E-COATED
3	134807-03-02B	EA	SUPPORT - FRONT - E-COATED
4	134807-04-02B	EA	SUPPORT - FRONT - E-COATED
5	NOT USED		
6	144679-02-02B	EA	SHIELD/SPLASH - HEADLIGHT - E-COATED
7	138340-02-02B	EA	SUPPORT/STEP - DRIVER - E-COATED - 19.5 TIRE
7	138340-01-02B	EA	SUPPORT/STEP - DRIVER - E-COATED - 22.5 TIRE
8	NOT USED		
9	NOT USED		
10	NOT USED		



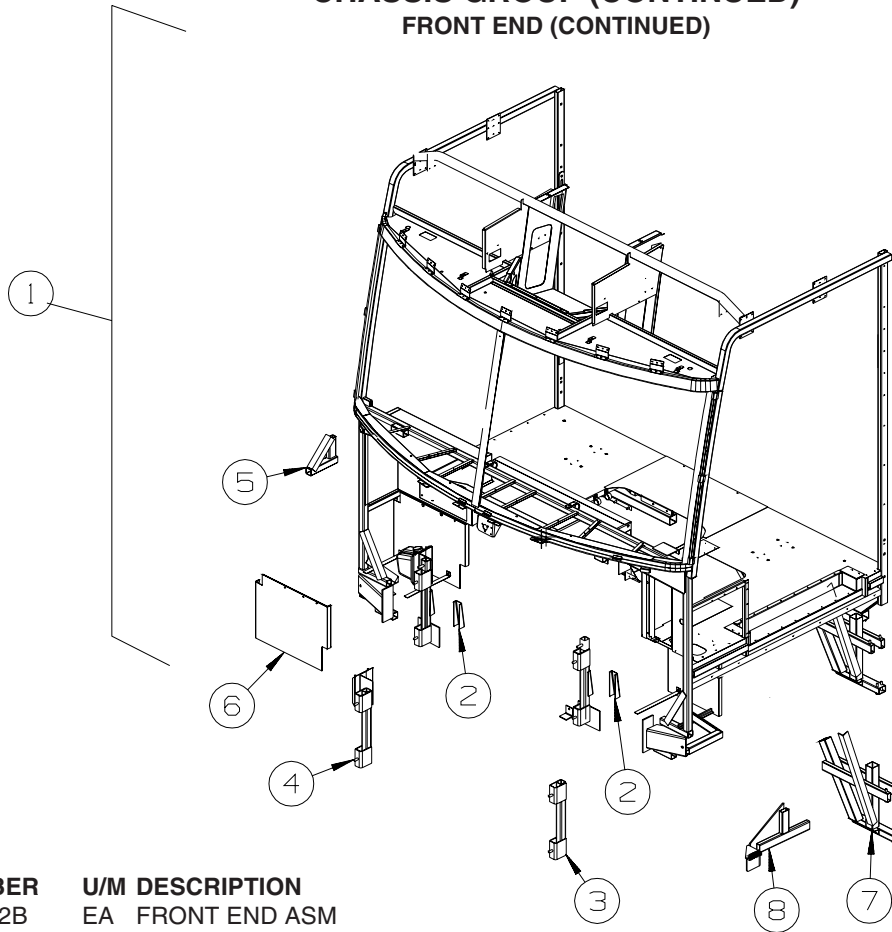
**CHASSIS GROUP (CONTINUED)**  
**FRONT END (CONTINUED)**



**2004  
FORD**

KEY	PART NUMBER	U/M	DESCRIPTION
1	137047-04-01B	EA	STRAP - DEFROSTER PLENUM
2	137047-05-01B	EA	STRAP - DEFROSTER PLENUM
3	137047-06-01B	EA	STRAP - DEFROSTER PLENUM
4	146492-02-01B	EA	PANEL - STEPWELL
5	117273-01-01A	EA	TUBE - SUPPORT - A-PILLAR
6	120363-01-01B	EA	BRACKET - WINDSHIELD
			FROM: 00-00-00 THRU: 05-14-04
6	148935-01-01B	EA	BRACKET - WINDSHIELD
			FROM: 05-15-04 THRU: 99-99-99
7	121269-05-01B	EA	FRAME - WINDSHIELD - A-PILLAR - MILL
8	121269-06-01B	EA	FRAME - WINDSHIELD - A-PILLAR - MILL
9	134506-02-01B	EA	BRACKET - WIPER MOTOR
10	124904-05-01B	EA	HEADER/WINDSHIELD - CENTER - 27.5"
11	137496-01-01B	EA	PANEL - SPLASH GUARD
12	126289-65-01B	EA	ANGLE - FORMED - 4 USED
13	134371-01-01B	EA	ANGLE/MOUNT - WIPER MOTOR
14	134371-02-01B	EA	ANGLE/MOUNT - WIPER MOTOR
15	152540-02-02B	EA	SUPPORT - DIRT GUARD - E-COATED
			FROM: 07-24-04 THRU: 99-99-99
16	124974-01-01B	EA	SUPPORT - WINDSHIELD, LOWER, MILL FINISH

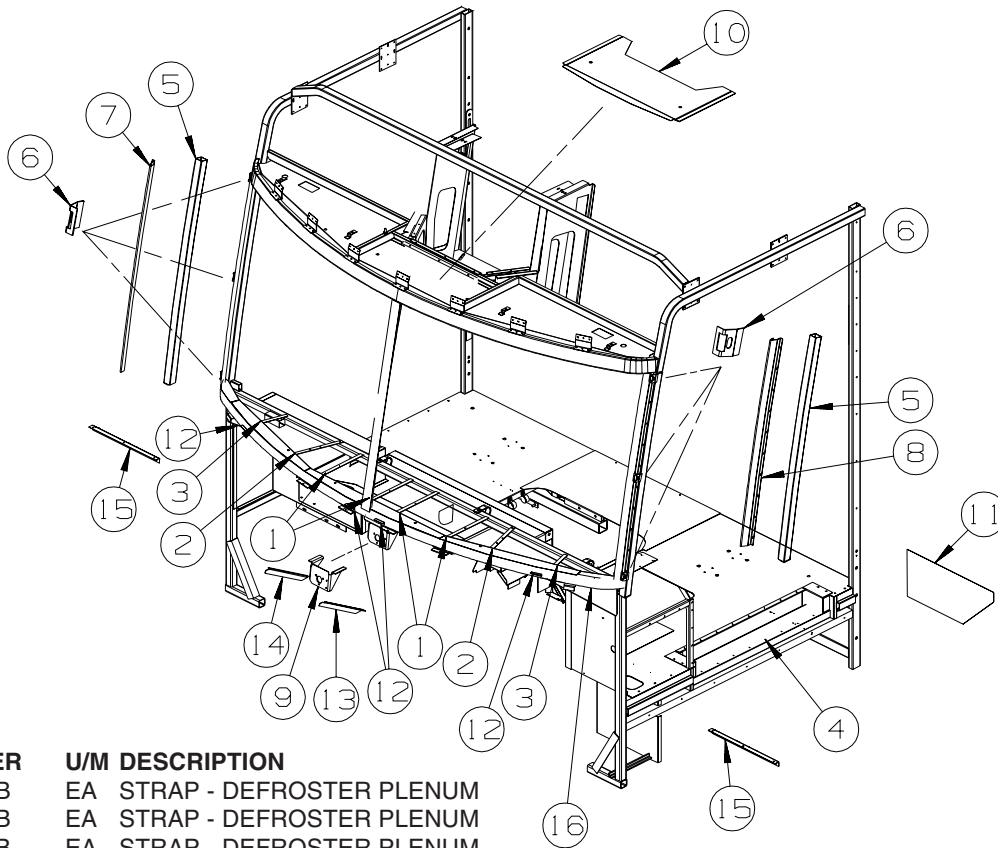
## CHASSIS GROUP (CONTINUED) FRONT END (CONTINUED)



**2006  
FORD**

KEY	PART NUMBER	U/M	DESCRIPTION
1	153180-01-02B	EA	FRONT END ASM
2	117622-01-02B	EA	BRACE - TUBE/BUMPER - VERTICAL - E-COATED
3	152916-01-02B	EA	SUPPORT - FRONT - E-COATED
4	152916-02-02B	EA	SUPPORT - FRONT - E-COATED
5	152725-02-02B	EA	SUPPORT - WHEEL LIP - E-COATED
6	144679-02-02B	EA	SHIELD/SPLASH - HEADLIGHT - E-COATED
7	138340-01-02B	EA	SUPPORT/STEP - DRIVER - E-COATED - 22.5 TIRE
7	138340-02-02B	EA	SUPPORT/STEP - DRIVER - E-COATED - 19.5 TIRE
8	NOT USED		

**CHASSIS GROUP (CONTINUED)**  
**FRONT END (CONTINUED)**



**2006  
 FORD**

KEY	PART NUMBER	U/M	DESCRIPTION
1	137047-04-01B	EA	STRAP - DEFROSTER PLENUM
2	137047-05-01B	EA	STRAP - DEFROSTER PLENUM
3	137047-06-01B	EA	STRAP - DEFROSTER PLENUM
4	146492-02-01B	EA	PANEL - STEPWELL
5	117273-05-01B	EA	TUBE - SUPPORT - A-PILLAR
6	148935-01-01B	EA	BRACKET - WINDSHIELD
7	121269-05-01B	EA	FRAME - WINDSHIELD - A-PILLAR - MILL
8	121269-06-01B	EA	FRAME - WINDSHIELD - A-PILLAR - MILL
9	134506-02-01B	EA	BRACKET - WIPER MOTOR
10	124904-05-01B	EA	HEADER/WINDSHIELD - CENTER - 27.5"
11	137496-01-01B	EA	PANEL - SPLASH GUARD
12	126289-65-01B	EA	ANGLE - FORMED - 4 USED
13	134371-01-01B	EA	ANGLE/MOUNT - WIPER MOTOR
14	134371-02-01B	EA	ANGLE/MOUNT - WIPER MOTOR
15	152540-02-02B	EA	SUPPORT - DIRT GUARD - E-COATED
16	124974-01-01B	EA	SUPPORT - WINDSHIELD, LOWER, MILL FINISH

## CHASSIS GROUP (CONTINUED)

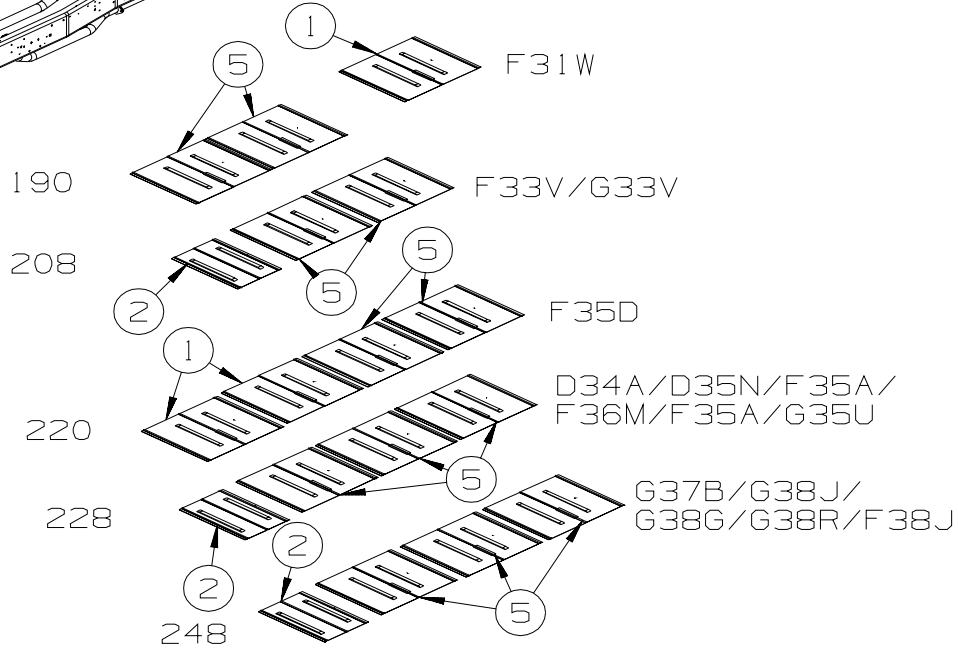
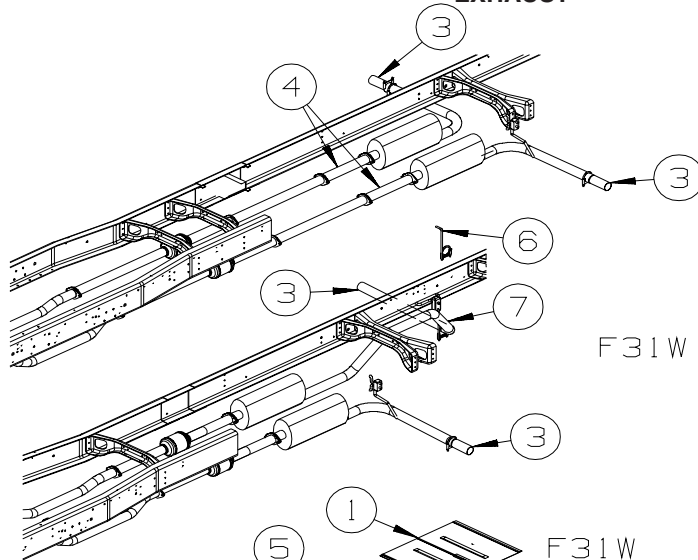
### DRIVETRAIN

#### WORKHORSE 228 STRETCHED TO 248 WHEEL BASE CHASSIS

KEY	PART NUMBER	U/M	DESCRIPTION
	128528-03-000	EA	BOLT - U-JOINT - 3/8-24 X 3/4
	128528-04-000	EA	STRAP - BEARING - 1480 JOINT
	138616-01-02B	EA	BRACKET/BEARING MOUNT - FRONT/248" WHEEL BASE - E-COATED - 24000 GVWR CHASSIS
	138616-02-02B	EA	BRACKET/BEARING MOUNT - MID-RR/248" WHEEL BASE -E-COATED - 24000 GVWR CHASSIS
	138616-09-02B	EA	BRACKET/BEARING MNT - FRT/248" WB - E-CT - 22000 GVWR CHASSIS
	138616-10-02B	EA	BRACKET/BEARING MNT - MID-RR/248" WB - E-CT - 22000 GVWR CHASSIS
	138126-02-000	EA	DRIVESHAFT ASM-4 BALANCED - WH W22, 248"WB - 24000 GVWR CHASSIS FROM: 00-00-00 THRU: 05-21-04
	138126-05-000	EA	DRIVESHAFT-BALANCED-4 SECTION-WH W2 -248" WB - 24000 GVWR CHASSIS W/DISC PARK BRAKE FROM: 05-22-04 THRU: 99-99-99
	140691-04-000	EA	DRIVESHAFT - BALANCED - 4 SECTION - WH W22 - 248" WB - 22000 GVWR CHASSIS

# CHASSIS GROUP (CONTINUED)

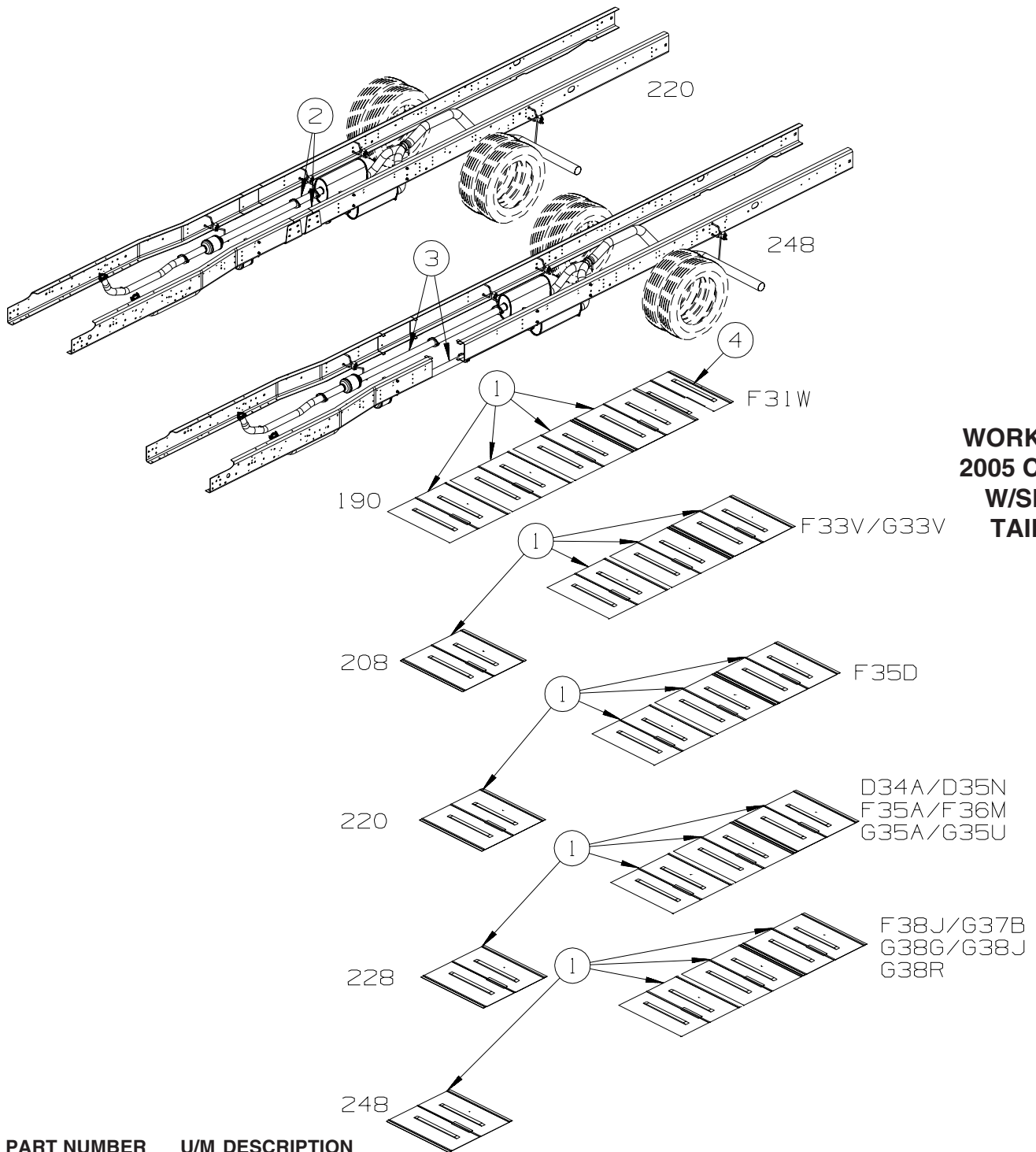
## EXHAUST



**WORKHORSE  
2004 CHASSIS**

KEY	PART NUMBER	U/M DESCRIPTION
1	NOT USED	
2	143712-01-02B	EA SHIELD - HEAT/EXHAUST - E-COATED
3	098762-05-000	EA EXTENSION - EXHAUST - STRAIGHT - 3" O.D X 7.9" LONG - SST
3	094918-01-000	EA CLAMP - EXHAUST - 3" - GUILLOTINE STYLE
4	137652-01-000	EA PIPE - EXHAUST - W/FLANGES - 228"-248" STRETCH G37 & G38
5	143712-05-02B	EA SHIELD - HEAT/EXHAUST - E-COATED
6	NOT USED	
7	NOT USED	

**CHASSIS GROUP (CONTINUED)**  
**EXHAUST (CONTINUED)**

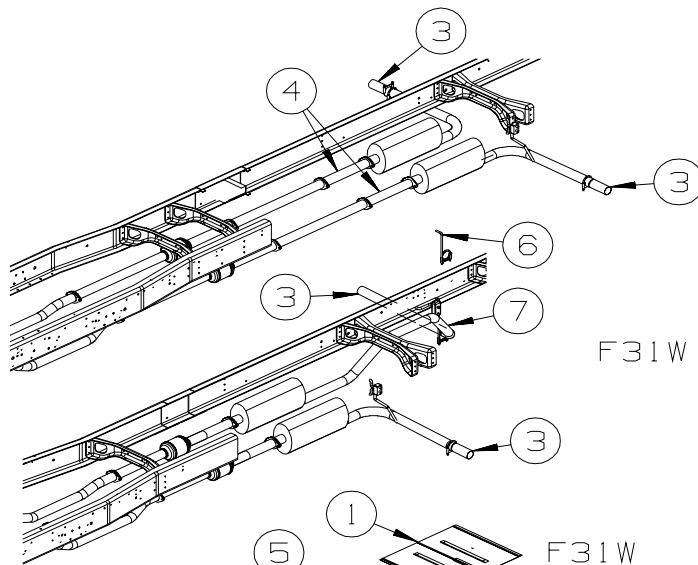


**WORKHORSE  
 2005 CHASSIS  
 W/SINGLE  
 TAILPIPE**

KEY	PART NUMBER	U/M DESCRIPTION
1	143712-02-02B	EA SHIELD/HEAT - EXHAUST - E-COATED
2	137652-01-000	EA PIPE - EXHAUST - W/FLANGES - 228"-248" STRETCH G37B, G38G, G38J, G38R

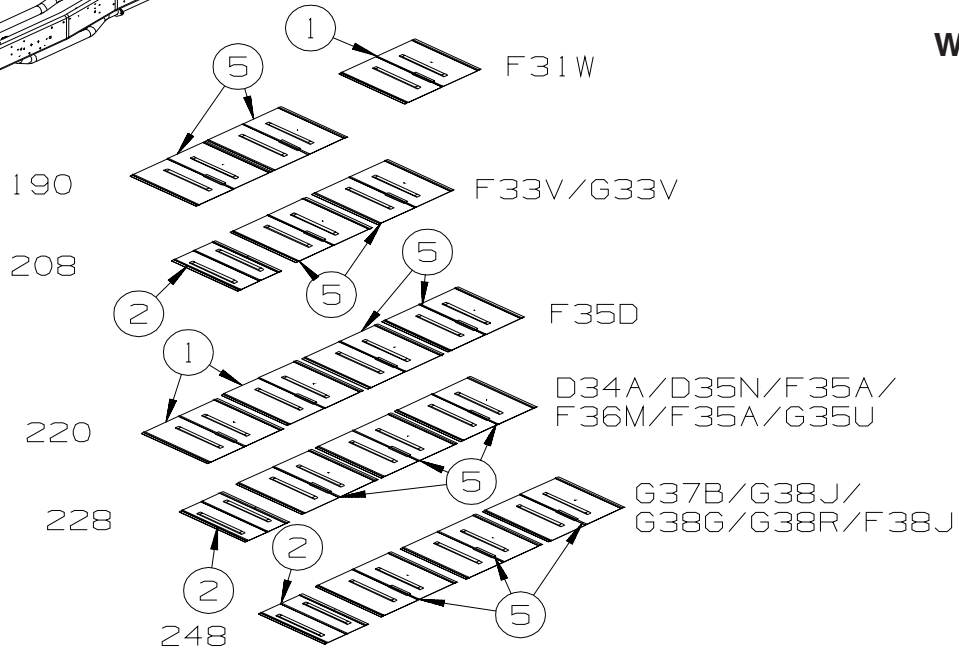


**CHASSIS GROUP (CONTINUED)**  
**EXHAUST (CONTINUED)**



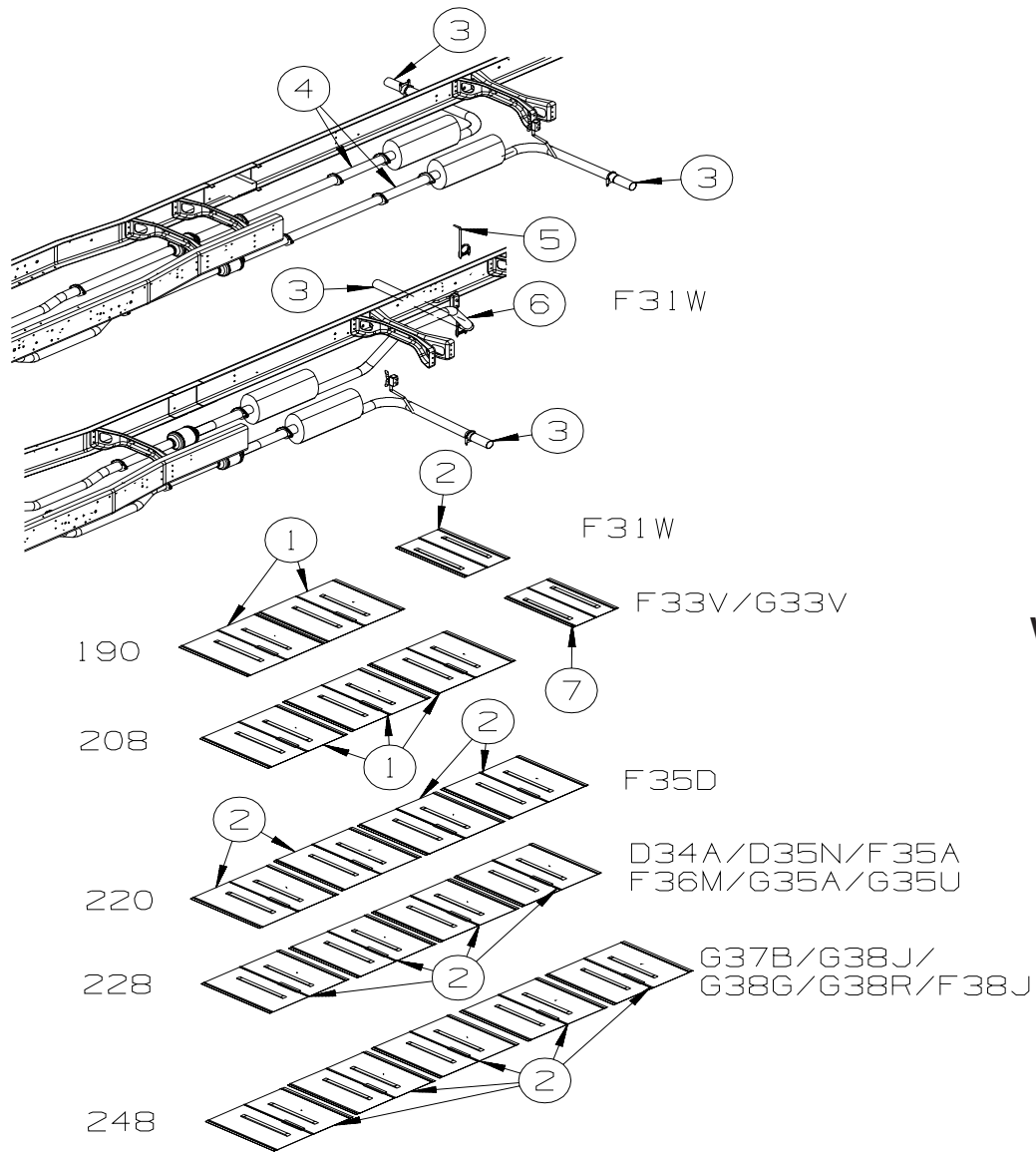
F31W

**WORKHORSE  
 2005 CHASSIS  
 W/DUAL TAILPIPE  
 FROM 00-00-00  
 THRU 02-09-05**



KEY	PART NUMBER	U/M DESCRIPTION
1	NOT USED	
2	143712-01-02B	EA SHIELD - HEAT/EXHAUST - E-COATED
3	098762-05-000	EA EXTENSION - EXHAUST - STRAIGHT - 3" O.D X 7.9" LONG - SST
3	094918-01-000	EA CLAMP - EXHAUST - 3" - GUILLOTINE STYLE
4	137652-01-000	EA PIPE - EXHAUST - W/FLANGES - 228"-248" STRETCH G37 & G38
5	143712-05-02B	EA SHIELD - HEAT/EXHAUST - E-COATED
6	NOT USED	
7	NOT USED	

**CHASSIS GROUP (CONTINUED)**  
**EXHAUST (CONTINUED)**

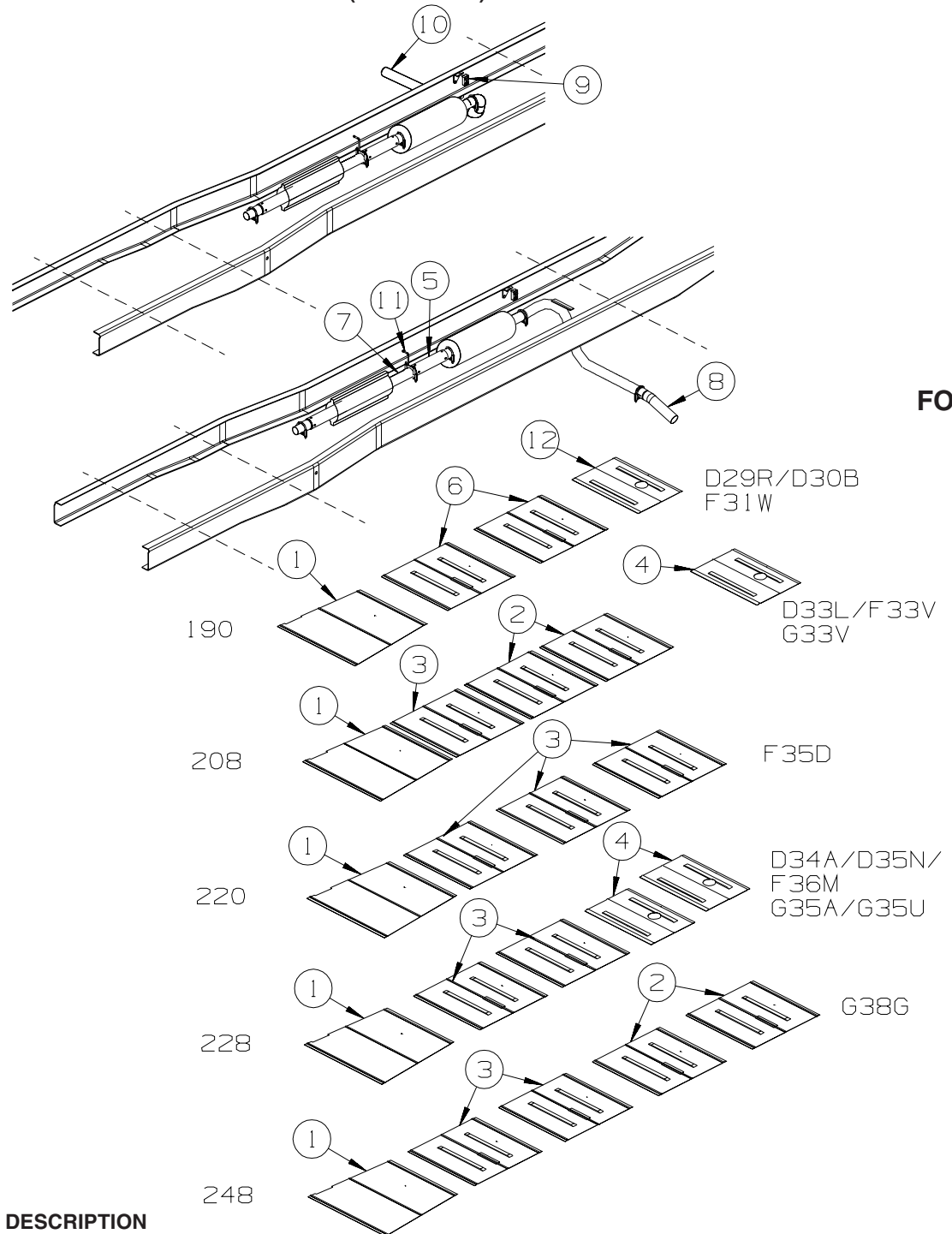


**WORKHORSE  
2005 CHASSIS  
W/DUAL TAILPIPE  
FROM 02-10-05  
THRU 99-99-99**

KEY	PART NUMBER	U/M DESCRIPTION
1	143712-05-02B	EA SHIELD - HEAT/EXHAUST - E-COATED
2	143712-02-02B	EA SHIELD - HEAT/EXHAUST - E-COATED
3	098762-05-000	EA EXTENSION - EXHAUST - STRAIGHT - 3" O.D X 7.9" LONG - SST
3	142985-01-000	EA PIPE - EXHAUST - DRIVER SIDE G33V ONLY
	094918-01-000	EA CLAMP - EXHAUST - 3" - GUILLOTINE STYLE
4	137652-01-000	EA PIPE - EXHAUST - W/FLANGES - 228"-248" STRETCH G37 & G38
5	NOT USED	
6	NOT USED	
7	143712-07-02B	EA SHIELD - HEAT/EXHAUST - E-COATED

FROM: 03-01-05 THRU: 99-99-99

## CHASSIS GROUP (CONTINUED) EXHAUST (CONTINUED)

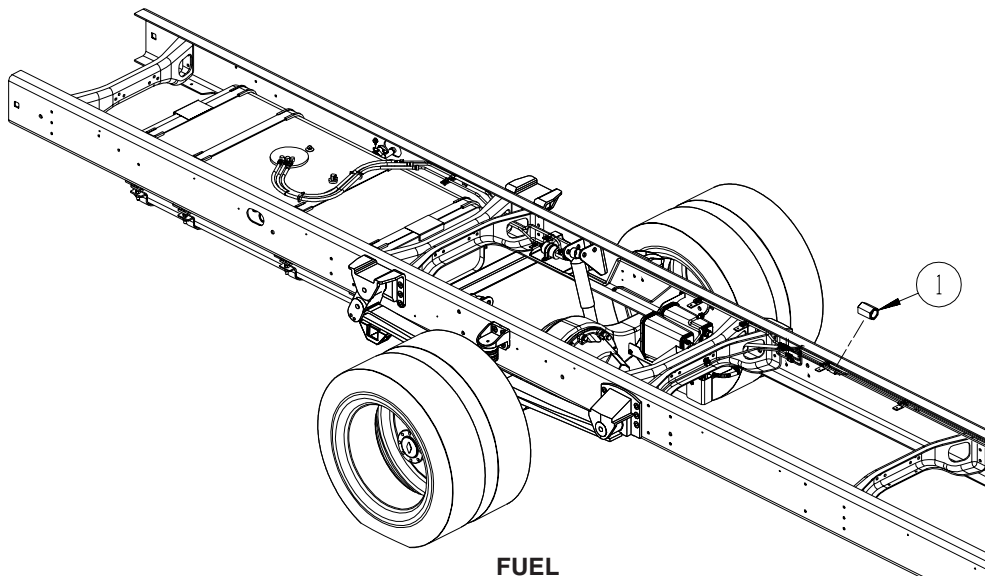


**FORD**

KEY	PART NUMBER	U/M	DESCRIPTION
1	128756-01-02B	EA	SHIELD - HEAT/EXHAUST - 33.9" X 16.9" - E-COATED
2	143712-02-02B	EA	SHIELD - HEAT/EXHAUST - E-COATED
3	143712-05-02B	EA	SHIELD - HEAT/EXHAUST - E-COATED - 208 WHEELBASE
			FROM: 00-00-00 THRU: 01-20-05
3	143712-02-02B	EA	SHIELD - HEAT/EXHAUST - E-COATED - 208 WHEELBASE
			FROM: 01-21-05 THRU: 99-99-99
3	143712-05-02B	EA	SHIELD - HEAT/EXHAUST - E-COATED - 228 & 248 WHEELBASE
4	143712-07-02B	EA	SHIELD - HEAT/EXHAUST - E-COATED
4	143712-07-02B	EA	SHIELD - HEAT/EXHAUST - E-COATED - 208 WHEELBASE
			FROM: 02-24-05 THRU: 99-99-99
5	112012-03-000	EA	PIPE - EXHAUST - 3" DIAMETER - FORD CHASSIS - 228"-248" STRETCH - G38G
	094918-06-000	EA	CLAMP - EXHAUST - 3" - HEAVY DUTY
6	NOT USED		
7	NOT USED		
8	142985-01-000	EA	PIPE - EXHAUST

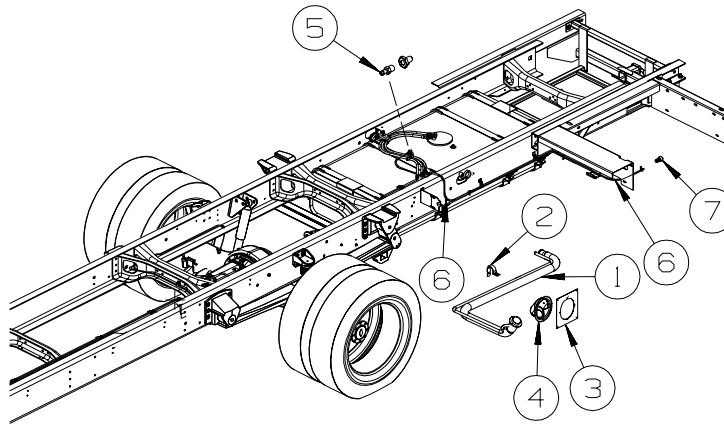
## CHASSIS GROUP (CONTINUED) EXHAUST (CONTINUED)

KEY	PART NUMBER	U/M DESCRIPTION
9	NOT USED	
10	NOT USED	
11	NOT USED	
12	NOT USED	



**WORKHORSE**

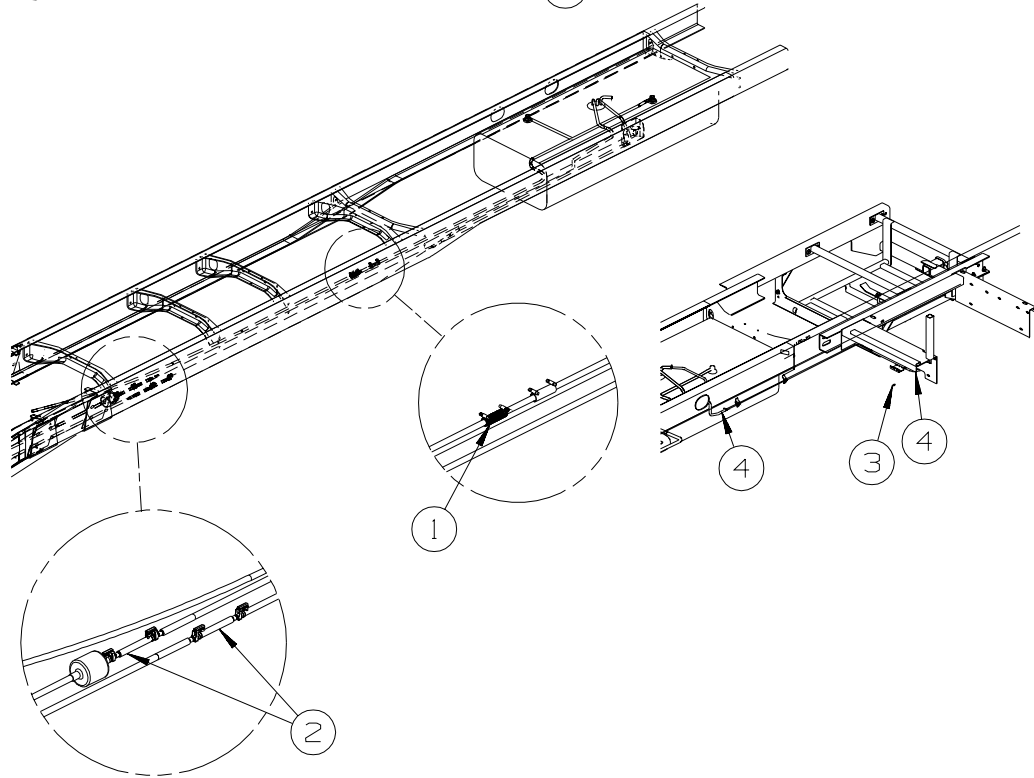
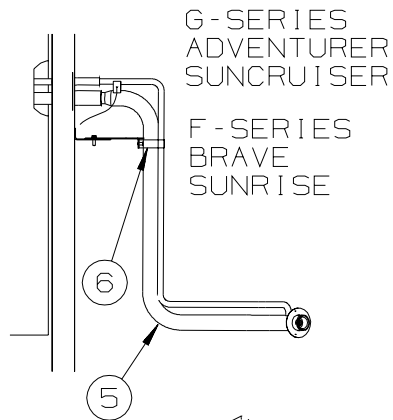
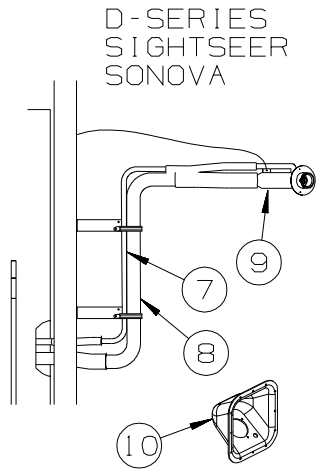
KEY	PART NUMBER	U/M DESCRIPTION
1	098779-02-000	EA COUPLER - FUEL LINE - 1.2" LONG X 16MM THREAD - <b>STRETCHED CHASSIS ONLY</b>



**WORKHORSE**

KEY	PART NUMBER	U/M DESCRIPTION
1	136300-02-000	EA NECK - FUEL FILL
2	140728-01-02B	EA BRACKET - FUEL FILL - E-COATED
		FROM: 00-00-00 THRU: 04-15-04
2	140728-02-02B	EA BRACKET - FUEL FILL - E-COATED
		FROM: 04-16-04 THRU: 99-99-99
3	139138-01-02B	EA PLATE - FUEL FILL - E-COATED
4		CHASSIS SUPPLIED
5	068382-06-000	EA BUSHING - BRASS - 3/8" MPT X 1/8" FPT
5	114254-01-000	EA ADAPTER - 1/4 BARB X 1/8 MPT
6	128139-03-000	FT HOSE - FUEL - LOW PERMEABILITY - 1/4" DIAMETER
7	084884-01-000	EA PLUG - BRASS - 3/8"

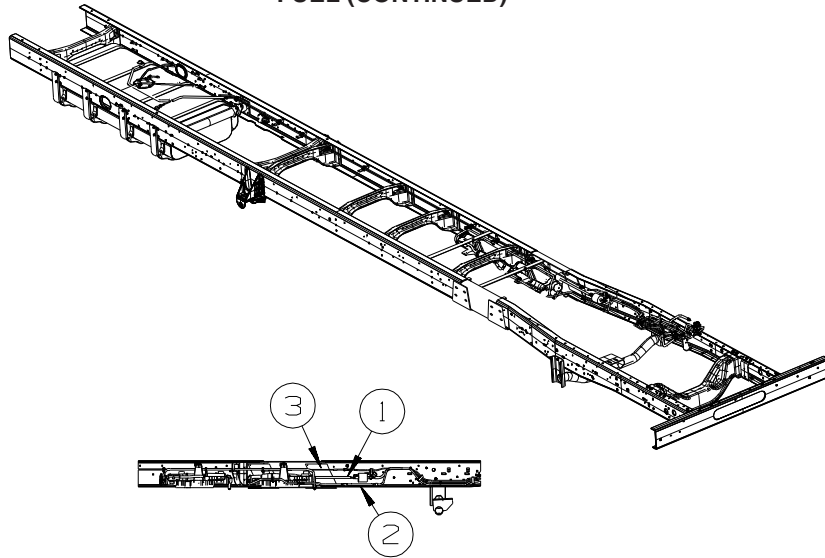
## CHASSIS GROUP (CONTINUED) FUEL (CONTINUED)



**2004  
FORD**

KEY	PART NUMBER	U/M	DESCRIPTION
1	128139-02-000	FT	HOSE - FUEL - LOW PERMEABILITY - 5/8" DIAMETER - 228"-248" STRETCH G38G
2	129494-03-000	EA	FUEL LINE - 5/16" X 21.2" - FORD CHASSIS - 228"-248" STRETCH G38G
3	084884-01-000	EA	PLUG - BRASS - 3/8"
4	128139-03-000	FT	HOSE - FUEL - LOW PERMEABILITY - 1/4" DIAMETER
5	135801-01-000	EA	NECK - FUEL FILL -
6	140728-02-02B	EA	BRACKET - FUEL FILL - E-COATED
7	NOT USED		
8	NOT USED		
9	NOT USED		
10	NOT USED		

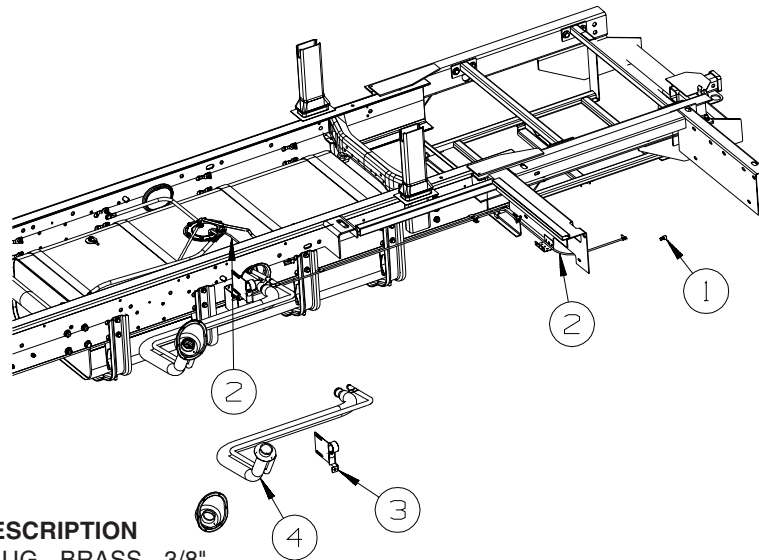
**CHASSIS GROUP (CONTINUED)**  
**FUEL (CONTINUED)**



**2006  
 FORD**

248" WHEELBASE  
 228" STRETCHED TO 248"

KEY	PART NUMBER	U/M	DESCRIPTION
1	129494-03-000	EA	FUEL LINE - 5/16" X 21.2" - FORD CHASSIS
2	155359-01-000	EA	EXTENSION - TUBE/VAPOR 1/2" - EMISSION CANISTER
3	155360-02-000	EA	EXTENSION - TUBE/VAPOR 5/16" - FUEL TANK VENT

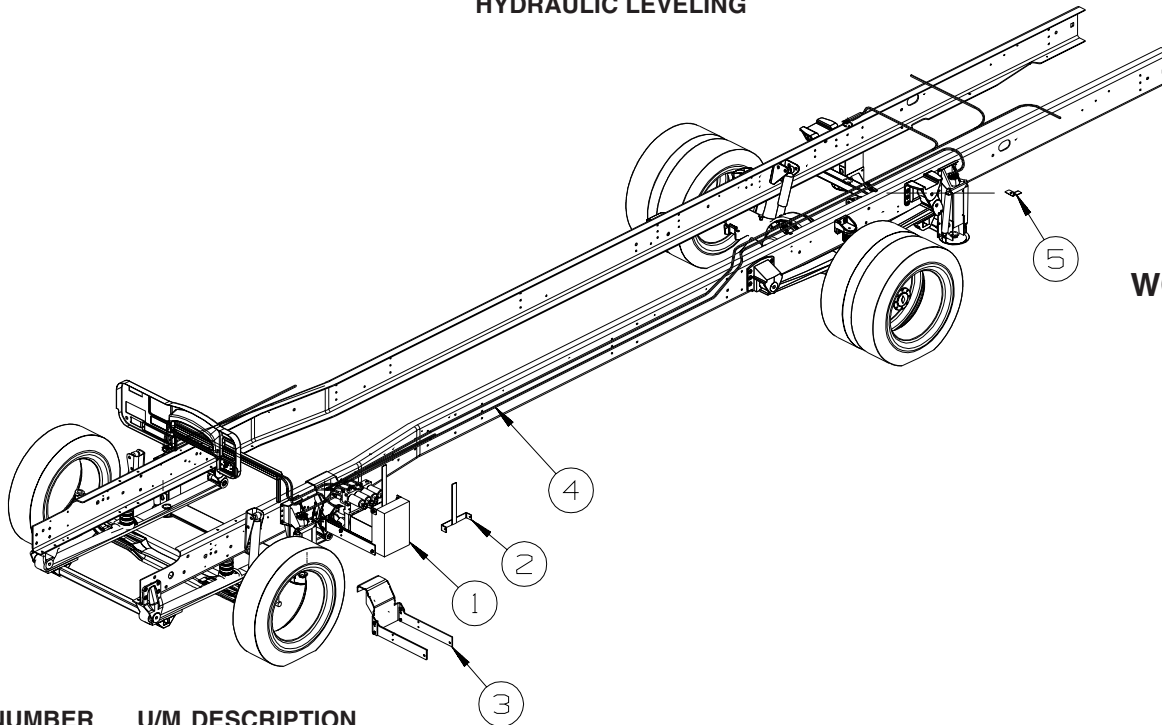


**2006  
 FORD**

KEY	PART NUMBER	U/M	DESCRIPTION
1	084884-01-000	EA	PLUG - BRASS - 3/8"
2	128139-03-000	FT	HOSE - FUEL - LOW PERMEABILITY - 1/4" DIAMETER
3	140728-02-02B	EA	BRACKET - FUEL FILL - E-COATED
4	153027-01-000	EA	NECK - FUEL FILL



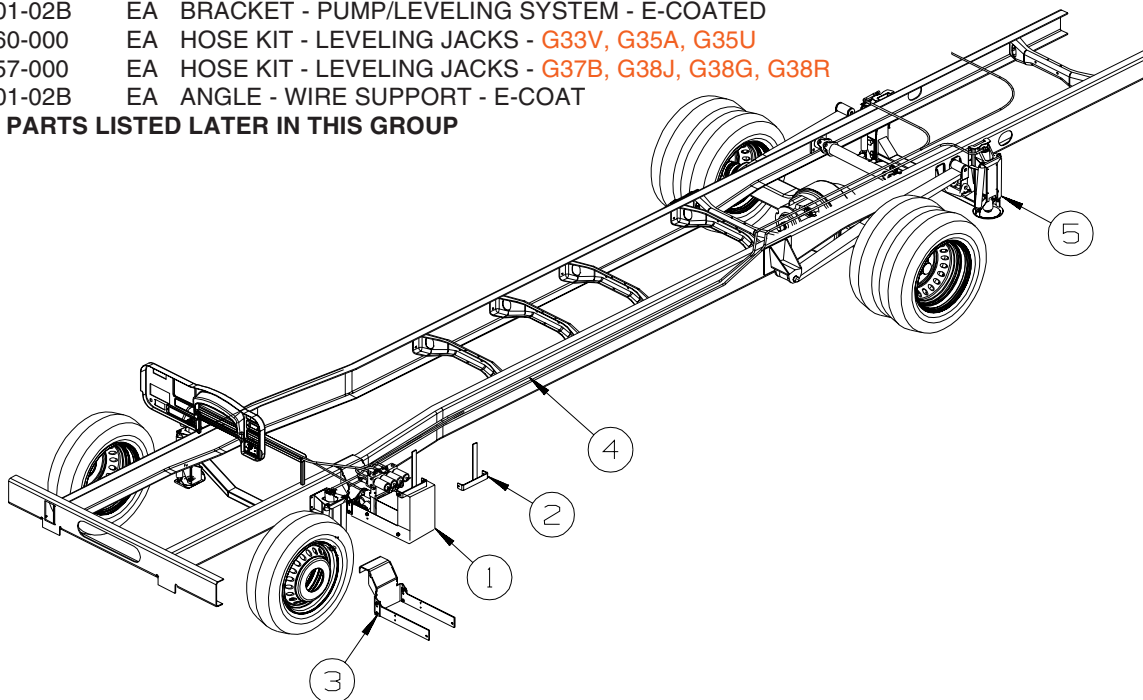
**CHASSIS GROUP (CONTINUED)**  
**HYDRAULIC LEVELING**



**WORKHORSE**

KEY	PART NUMBER	U/M	DESCRIPTION
1*	144226-34-000	EA	LEVELING SYSTEM - 325 SYSTEM W/2 SLIDEOUTS - W22 WH - G33V, G35U, G38G, G38R
1*	144226-32-000	EA	LEVELING SYSTEM - W/3 SLIDEOUT ROOMS - G35A, G37B, G38J
2	149900-01-02B	EA	BRACKET - PUMP/LEVELING SYSTEM - E-COATED
3	150001-01-02B	EA	BRACKET - PUMP/LEVELING SYSTEM - E-COATED
4	100536-60-000	EA	HOSE KIT - LEVELING JACKS - G33V, G35A, G35U
4	100536-57-000	EA	HOSE KIT - LEVELING JACKS - G37B, G38J, G38G, G38R
5	126624-01-02B	EA	ANGLE - WIRE SUPPORT - E-COAT

**\*COMPONENT PARTS LISTED LATER IN THIS GROUP**



**FORD**

KEY	PART NUMBER	U/M	DESCRIPTION
1*	144226-37-000	EA	LEVELING SYSTEM - 325 SYSTEM W/2 SLIDEOUTS - FORD - G33V FROM: 00-00-00 THRU: 01-30-05
1	153452-14-000	EA	LEVELING SYSTEM - 325 SYSTEM W/2 SLIDEOUTS - FORD - G33V FROM: 01-31-05 THRU: 99-99-99
1*	144226-40-000	EA	LEVELING SYSTEM - 325 SYSTEM W/2 SLIDEOUTS - FORD - G35U, G38G
1	144226-47-000	EA	LEVELING SYSTEM - 325 SYSTEM W/3 SLIDEOUTS - FORD - G35A
2	149900-01-02B	EA	BRACKET - PUMP/LEVELING SYSTEM - E-COATED
3	150001-01-02B	EA	BRACKET - PUMP/LEVELING SYSTEM - E-COATED
4	100536-60-000	EA	HOSE KIT - LEVELING JACKS - G33V, G35A, G35U
4	100536-57-000	EA	HOSE KIT - LEVELING JACKS - G38G
5	128571-06-000	EA	JACK/CROSSMEMBER ASSEMBLY - REAR - FORD - G33V
5	128571-07-000	EA	JACK/CROSSMEMBER ASSEMBLY - REAR - FORD - G35A, G35U, G38G

**\*COMPONENT PARTS LISTED LATER IN THIS GROUP**

**CHASSIS GROUP (CONTINUED)**  
**COMPONENT PARTS FOR HYDRAULIC LEVELING**

**144226-32-000**

<b>KEY</b>	<b>PART NUMBER</b>	<b>U/M</b>	<b>DESCRIPTION</b>	<b>VENDOR NO.</b>
	100532-03-717	EA	VALVE-PRESS., RETURN SHUTTLE	RAP7964
	100532-09-704	EA	VALVE-PRESS SOLENOID(LARGE)	RAP0642
	100532-09-710	EA	SOLENOID-INTERMITENT DUTY	RAP0533
	100532-12-707	EA	SPRING KIT (PAIR)	R3847
	100532-32-704	EA	CHIME - JACK WARNING	RAP90681/AP19812
	100532-53-700	EA	CYLINDER W/O FOOT - 9K	RAP90491/AP15891
	131306-11-704	EA	PRESSURE SWITCH - 50 PSI	RAP2082
	131306-12-702	EA	VALVE-PRESSURE SOLENOID (SMALL)	RAP90729/AP24604
	144226-03-700	EA	MOTOR ONLY - 4 1/2" MONARCH	RAP90415
	144226-08-702	EA	SENSOR/BI - AXIS - PROGRAMABLE	RAP91172/AP28010
	144226-20-700	EA	TOUCH PAD - 325 GAS	RAP91259/AP31350
	144226-26-700	EA	PUMP MOTOR/TANK ASM-PARKER	RAP91243/AP29808
	144226-26-701	EA	ENCLOSURE BOX W/SENSING UNIT	RAP91263/AP31343
	144226-26-702	EA	PUMP MOTOR ONLY - PARKER	RAP91244/AP31771

**144226-34-000**

<b>KEY</b>	<b>PART NUMBER</b>	<b>U/M</b>	<b>DESCRIPTION</b>	<b>VENDOR NO.</b>
	100532-12-707	EA	SPRING KIT (PAIR)	R3847
	100532-53-700	EA	CYLINDER W/O FOOT - 9K	RAP90491/AP15891
	131306-02-701	EA	FOOT/JACK - 9K & 12K	RAP8464/AP1752
	131306-22-701	EA	CROSSMEMBER - FRONT JACK	AP22754
	131306-29-702	EA	CROSSMEMBER - REAR JACK	AP20775
	144226-01-700	EA	SWITCH - WARNING/MAGNETIC	RAP90968/AP26641
	144226-08-702	EA	SENSOR/BI - AXIS - PROGRAMABLE	RAP91172/AP28010
	144226-25-700	EA	ENCLOSURE BOX W/SENSING UNIT	RAP91262/AP31348

**144226-37-000**

<b>KEY</b>	<b>PART NUMBER</b>	<b>U/M</b>	<b>DESCRIPTION</b>	<b>VENDOR NO.</b>
	100532-12-707	EA	SPRING KIT (PAIR)	R3847
	131306-02-700	EA	FOOT - 6K JACK	RAP2004/AP13882
	144226-01-700	EA	SWITCH - WARNING/MAGNETIC	RAP90968/AP26641
	144226-20-700	EA	TOUCH PAD - 325 GAS	RAP91259/AP31350
	144226-29-700	EA	CYLINDER - 6K (325)	RAP91184/AP31656

**144226-40-000**

<b>KEY</b>	<b>PART NUMBER</b>	<b>U/M</b>	<b>DESCRIPTION</b>	<b>VENDOR NO.</b>
	100532-12-707	EA	SPRING KIT (PAIR)	R3847
	131306-02-700	EA	FOOT - 6K JACK	RAP2004/AP13882
	144226-01-700	EA	SWITCH - WARNING/MAGNETIC	RAP90968/AP26641
	144226-20-700	EA	TOUCH PAD - 325 GAS	RAP91259/AP31350
	144226-29-700	EA	CYLINDER - 6K (325)	RAP91184/AP31656

**CHASSIS GROUP (CONTINUED)**  
**WHEEL, TIRE, COVERS &/OR LINERS**

KEY	PART NUMBER	U/M	DESCRIPTION
	102340-07-000	EA	TIRE - 245/70R X 19.5 - LOAD RANGE F - MICHELIN XRV - <b>WORKHORSE W/19.5</b>
	102340-08-000	EA	TIRE - 245/70R X 19.5F - GOODYEAR - <b>FORD W/19.5 TIRE</b>
	118814-05-000	EA	WHEEL - STEEL - 19.5" X 6.75" - W/STEM - GRAY - <b>WORKHORSE W/19.5 TIRE</b>
	091209-16-000	EA	NUT - JAM/THREADED - 22MM
*	145580-03-000	EA	LINER - WHEEL(SET OF 4) - 19.5"/10 BOLT - <b>WORKHORSE W/19.5 TIRE</b>
*	145580-02-000	EA	LINER - WHEEL(SET OF 4) - 22.5"/10 BOLT - <b>WORKHORSE W/22.5 TIRE</b>
*	110435-20-000	EA	LINER - WHEEL - SET OF 4 - 19.5" - 8 BOLT - <b>2004 FORD CHASSIS W/19.5 TIRE</b>
	154672-01-000	EA	LINER - WHEEL - SET/4 - 19.5 - 10 BOLT - <b>2006 FORD CHASSIS W/19.5 TIRE</b>
*	150723-01-000	EA	COVER/HUB-SET-FT & RR HUBS/NUT CVRS/TOOL - <b>FORD F53 CHASSIS W/22.5 ALUMINUM WHEELS</b>
	051377-06-000	EA	VALVE STEM ASM-VS-12223R
	077030-01-000	EA	EXTENSION - VALVE STEM - 1.25"
	077030-10-000	EA	EXTENSION - VALVE STEM - .50"
	095012-07-000	EA	STABILIZER - VALVE EXTENSION - LIVE - 4"
	095012-09-000	EA	EXTENSION - VALVE STEM - LIVE - 7.7"
	080208-04-000	EA	LUG WRENCH - 1 3/16" - <b>WORKHORSE/FORD F53 CHASSIS W/22.5 ALUMINUM WHEELS</b>
	080208-05-000	EA	BAR - LEVERAGE - .75"DIA. - <b>WORKHORSE/FORD F53 CHASSIS W/22.5 ALUMINUM WHEELS</b>

**\*COMPONENT PARTS LISTED LATER IN THIS GROUP**

**COMPONENT PARTS FOR WHEEL, TIRE, COVERS &/OR LINERS**

**110435-20-000**

KEY	PART NUMBER	U/M	DESCRIPTION	VENDOR NO.
	110435-04-705	EA	DECAL-CTR HUB 2 3/4" DIAMOND	
	110435-10-705	EA	TOOL/JAMB NUT INSTALLATION	V195P7-TOL
	110435-15-700	EA	LINER - WHEEL - FRONT	V195F9-FWC
	110435-15-701	EA	LINER - WHEEL - REAR	V195F9-RWC
	110435-15-702	EA	JAMB NUT W/COVER - CRS THRD	V195F9-EJN
	110435-20-700	EA	LNC W/ENCL M14X1.5 JAM NUT	V195F9-EJN-MF

**145580-02-000**

KEY	PART NUMBER	U/M	DESCRIPTION	VENDOR NO.
	110435-04-705	EA	DECAL-CTR HUB 2 3/4" DIAMO	2 3/4 DECAL DIAMOND
	110435-05-700	EA	CAP-CENTER, POP-OUT 4 1/2"	V22510-POC
	145580-01-702	EA	COVER-LUG NUT/JAM NUT 22M	V22501-EJN
	145580-01-703	EA	TOOL-INSTALLATION	V22501-TOL
	145580-02-700	EA	LINER - WHEEL/FRONT - 1EA=1	V22569-FWC
	145580-02-701	EA	LINER - WHEEL/REAR - 1EA=1	V22569-RWC

**145580-03-000**

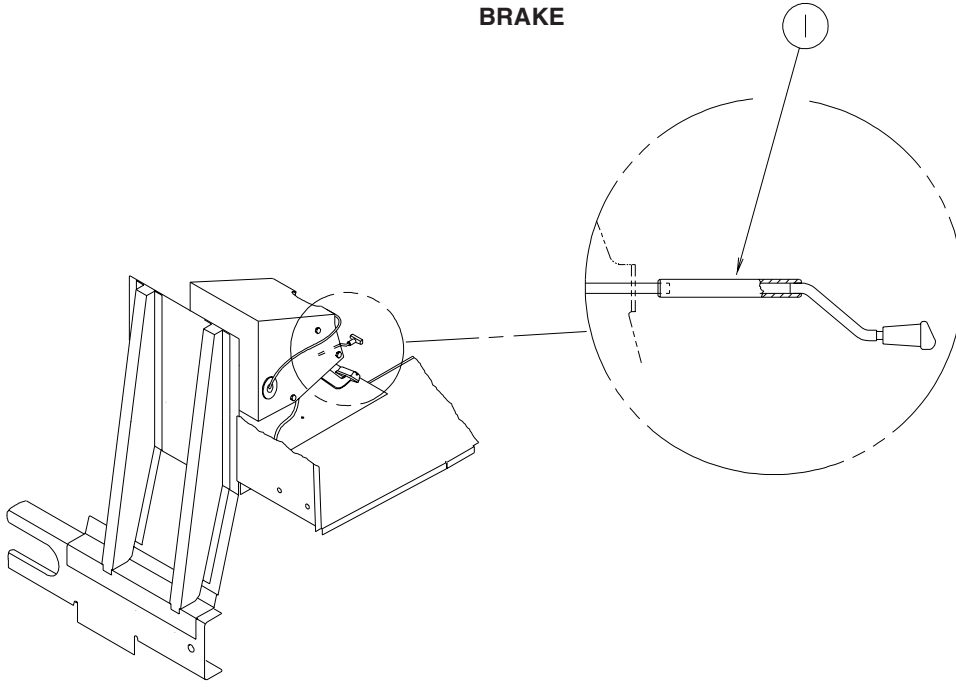
KEY	PART NUMBER	U/M	DESCRIPTION	VENDOR NO.
	110435-04-705	EA	DECAL-CTR HUB 2 3/4"	2 3/4 DECAL DIAMOND
	110435-05-700	EA	CAP-CENTER 4.50"D W/O DECAL	V22510-POC
	110435-12-700	EA	LINER - WHEEL - FRONT	V19580-FWC
	110435-12-701	EA	LINER - WHEEL - REAR	V19580-RWC
	145580-01-702	EA	COVER-LUG NUT/JAM NUT 22M	V19582-EJN
	145580-01-703	EA	TOOL-INSTALLATION	V22501-TOL

**150723-01-000**

KEY	PART NUMBER	U/M	DESCRIPTION	VENDOR NO.
	110435-04-705	EA	DECAL-CTR HUB 2 3/4"	2 3/4 DECAL DIAMOND
	110435-05-700	EA	CAP-CENTER 4.50"D W/O DECAL	V22510-POC
	145580-01-702	EA	COVER-LUG NUT/JAM NUT 22M	V19582-EJN
	145580-01-703	EA	TOOL-INSTALLATION	V22501-TOL
	150723-01-700	EA	COVER - HUB/FRONT W/CAP	VAC8275-FHC
	150723-01-701	EA	COVER - HUB/REAR	VAC8275-RHC

# CHASSIS GROUP (CONTINUED)

## BRAKE



KEY	PART NUMBER	U/M	DESCRIPTION
1	113007-01-000	EA	PIN - SPRING - .375 X 3"

## BRAKELINE

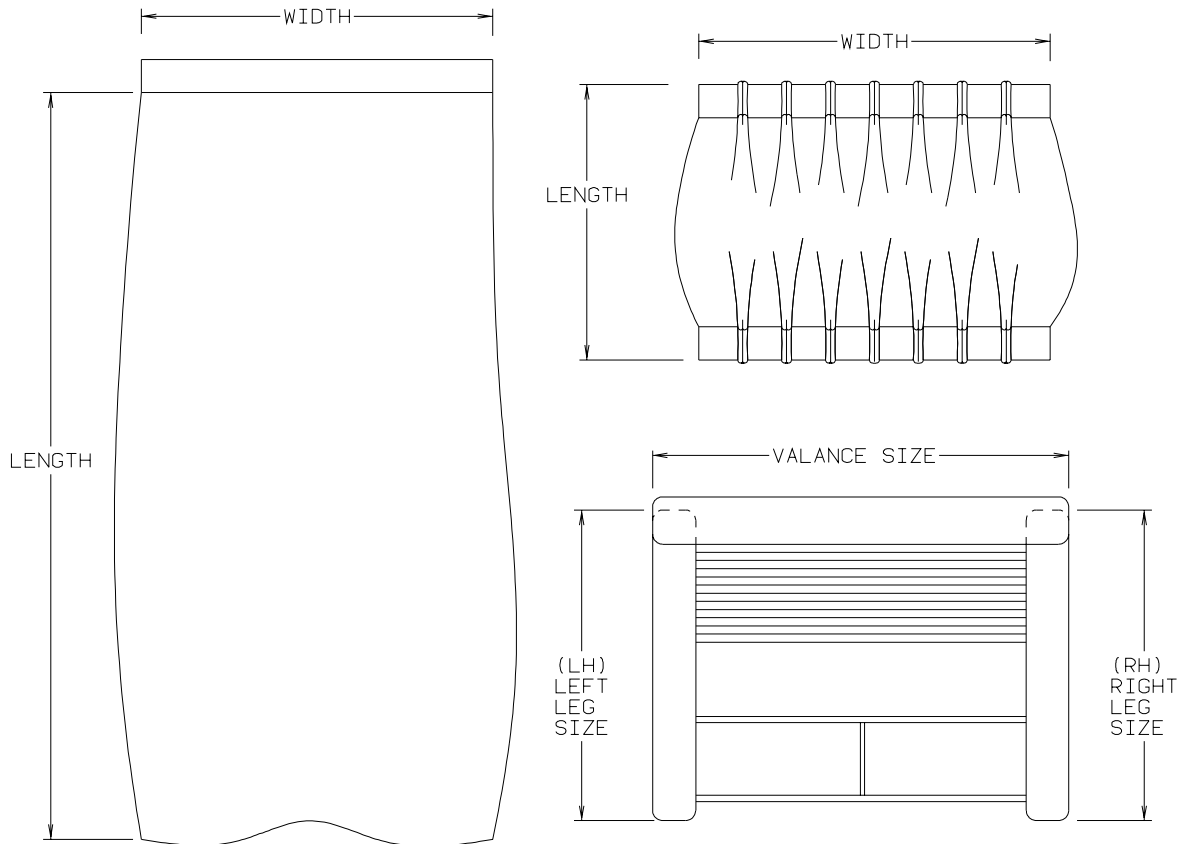
KEY	PART NUMBER	U/M	DESCRIPTION
	075466-01-000	EA	UNION - INVERTED FLAIR - 1/4"

## CURTAIN & CUSHION GROUP

### NOTICE

IN ORDER TO ASSIST OUR PARTS SALES DEPT. IN PROVIDING INTERIOR SOFTWARE ITEMS, PLEASE INCLUDE THE SERIAL NUMBER AND THE COLOR CODE NUMBER FROM THE VEHICLE CERTIFICATION LABEL WHEN ORDERING. THIS LABEL IS LOCATED ON THE LEFT SIDEWALL AT THE END OF THE DASH (A-BODY), OR ON THE DRIVER'S DOOR LATCH PLATE (C-BODY).

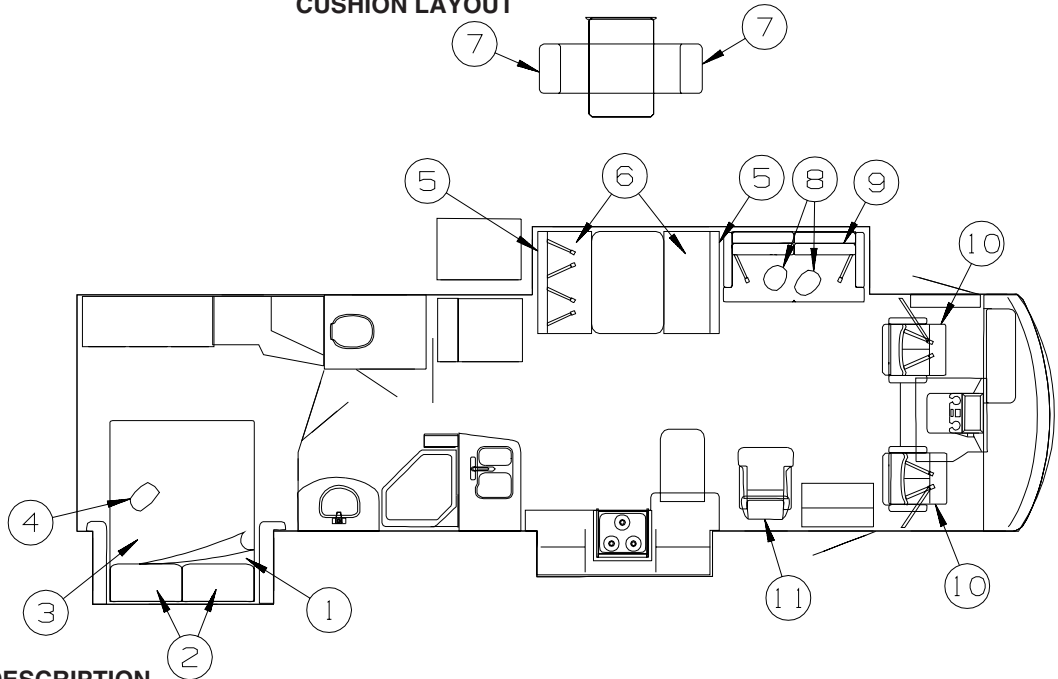
AN EXAMPLE OF A COLOR CODE NUMBER IS B07, WHICH DESIGNATES AN OVERALL COLOR SCHEME OF A PARTICULAR UNIT. THE COLOR LISTED AFTER THE ITEM DESCRIPTION ON THE MICROFICHE, INDICATES THE OVERALL UNIT COLOR. ORDER THE ITEM YOU DESIRE ACCORDING TO UNIT COLOR CODE. IF ALL COLORS USE THE SAME ITEM NO COLOR CODE WILL BE NOTED.



NOTE: USE THIS ILLUSTRATION WHEN DETERMINING LENGTH AND WIDTH MEASUREMENTS FOR CURTAINS. YOU WILL NOTE THE WIDTH MEASUREMENT IS TAKEN ON THE TOP OF THE CURTAIN WITH THE CURTAIN FULLY EXTENDED. THE LENGTH MEASUREMENT IS TAKEN FROM TOP TO BOTTOM. LEFT AND RIGHT WINDOW LEGS ARE DETERMINED WHEN FACING THE WINDOW.

# CURTAIN & CUSHION GROUP (CONTINUED)

## CUSHION LAYOUT



KEY	PART NUMBER	U/M	DESCRIPTION
1	123015-06-000	EA	MATTRESS - INNERSPRING - 60" X 74.5" FROM: 00-00-00 THRU: 01-02-05
1	154430-01-000	EA	MATTRESS - INNERSPRING - 60" X 74.5" FROM: 01-03-05 THRU: 99-99-99
1	142411-01-000	EA	MATTRESS/AIR - 60" X 75" - SELECT COMFORT - <b>SLEEP NUMBER BED</b>
	142411-03-000	EA	AIR PUMP W/CONTROLS - F/SELECT COMFORT MATTRESS - <b>SLEEP NUMBER BED</b>
2	145244-02-S64	EA	PILLOW SHAM - DELMONT - 1/4" WELT (S64, S65, S66, S67, SK0, SK1, SK2, SK3)
2	145244-02-S68	EA	PILLOW SHAM - DELMONT - 1/4" WELT (S68, S69, S70, S71, SK4, SK5, SK6, SK7)
2	145244-02-S72	EA	PILLOW SHAM - DELMONT - 1/4" WELT (S72, S73, S74, S75, SL0, SL1, SL2, SL3)
3	132336-05-S64	EA	BEDSPREAD/CAP - 60" X 75" (S64, S65, S66, S67, SK0, SK1, SK2, SK3)
3	132336-05-S68	EA	BEDSPREAD/CAP - 60" X 75" (S68, S69, S70, S71, SK4, SK5, SK6, SK7)
3	132336-05-R42	EA	BEDSPREAD/CAP - 60" X 75" (S72, S73, S74, S75, SL0, SL1, SL2, SL3)
4	145245-02-S64	EA	PILLOW - 17" W/1/4" WELT (S64, S65, S66, S67, SK0, SK1, SK2, SK3)
4	145245-02-S68	EA	PILLOW - 17" W/1/4" WELT (S68, S69, S70, S71, SK4, SK5, SK6, SK7)
4	145245-02-S72	EA	PILLOW - 17" W/1/4" WELT (S72, S73, S74, S75, SL0, SL1, SL2, SL3)
5	142431-05-S64	EA	CUSHION - BACK - 12.5" X 40" (S64, S65, S66, S67, SK0, SK1, SK2, SK3)
5	142431-05-S68	EA	CUSHION - BACK - 12.5" X 40" (S68, S69, S70, S71, SK4, SK5, SK6, SK7)
5	142431-05-R42	EA	CUSHION - BACK - 12.5" X 40" (S72, S73, S74, S75, SL0, SL1, SL2, SL3)
	P42431-05-S64	EA	COVER/BACK - 11.5" X 40" (S64, S65, S66, S67, SK0, SK1, SK2, SK3)
	P42431-05-S68	EA	COVER/BACK - 11.5" X 40" (S68, S69, S70, S71, SK4, SK5, SK6, SK7)
	P42431-05-R42	EA	COVER/BACK - 11.5" X 40" (S72, S73, S74, S75, SL0, SL1, SL2, SL3)
	143730-01-000	EA	CAP - F/DINETTE BRACKET TUBE - PLASTIC
6	142292-05-S64	EA	SEAT - DINETTE CUSHION (SPRUNG) - 23" X 38.5" (S64, S65, S66, S67, SK0, SK1, SK2, SK3)
6	142292-05-S68	EA	SEAT - DINETTE CUSHION (SPRUNG) - 23" X 38.5" (S68, S69, S70, S71, SK4, SK5, SK6, SK7)
6	142292-05-R42	EA	SEAT - DINETTE CUSHION (SPRUNG) - 23" X 38.5" (S72, S73, S74, S75, SL0, SL1, SL2, SL3)
	P42292-05-S64	EA	COVER/SEAT - DINETTE CUSHION (SPRUNG) - 23.5" X 38.5" (S64, S65, S66, S67, SK0, SK1, SK2, SK3)
	P42292-05-S68	EA	COVER/SEAT - DINETTE CUSHION (SPRUNG) - 23.5" X 38.5" (S68, S69, S70, S71, SK4, SK5, SK6, SK7)
	P42292-05-R42	EA	COVER/SEAT - DINETTE CUSHION (SPRUNG) - 23.5" X 38.5" (S72, S73, S74, S75, SL0, SL1, SL2, SL3)
	142366-01-000	EA	FRAME - SPRUNG - DINETTE SEAT
7	148710-03-S64	EA	CHAIR - DINING (S64, SK0)
7	148710-03-S65	EA	CHAIR - DINING (S65, SK1)
7	148710-03-S66	EA	CHAIR - DINING (S66, SK2)
7	148710-03-S67	EA	CHAIR - DINING (S67, SK3)
7	148710-03-S68	EA	CHAIR - DINING (S68, SK4)
7	148710-03-S69	EA	CHAIR - DINING (S69, SK5)
7	148710-03-S70	EA	CHAIR - DINING (S70, SK6)
7	148710-03-S71	EA	CHAIR - DINING (S71, SK7)
7	148710-03-S72	EA	CHAIR - DINING (S72, SL0)
7	148710-03-S73	EA	CHAIR - DINING (S73, SL1)
7	148710-03-S74	EA	CHAIR - DINING (S74, SL2)
7	148710-03-S75	EA	CHAIR - DINING (S75, SL3)

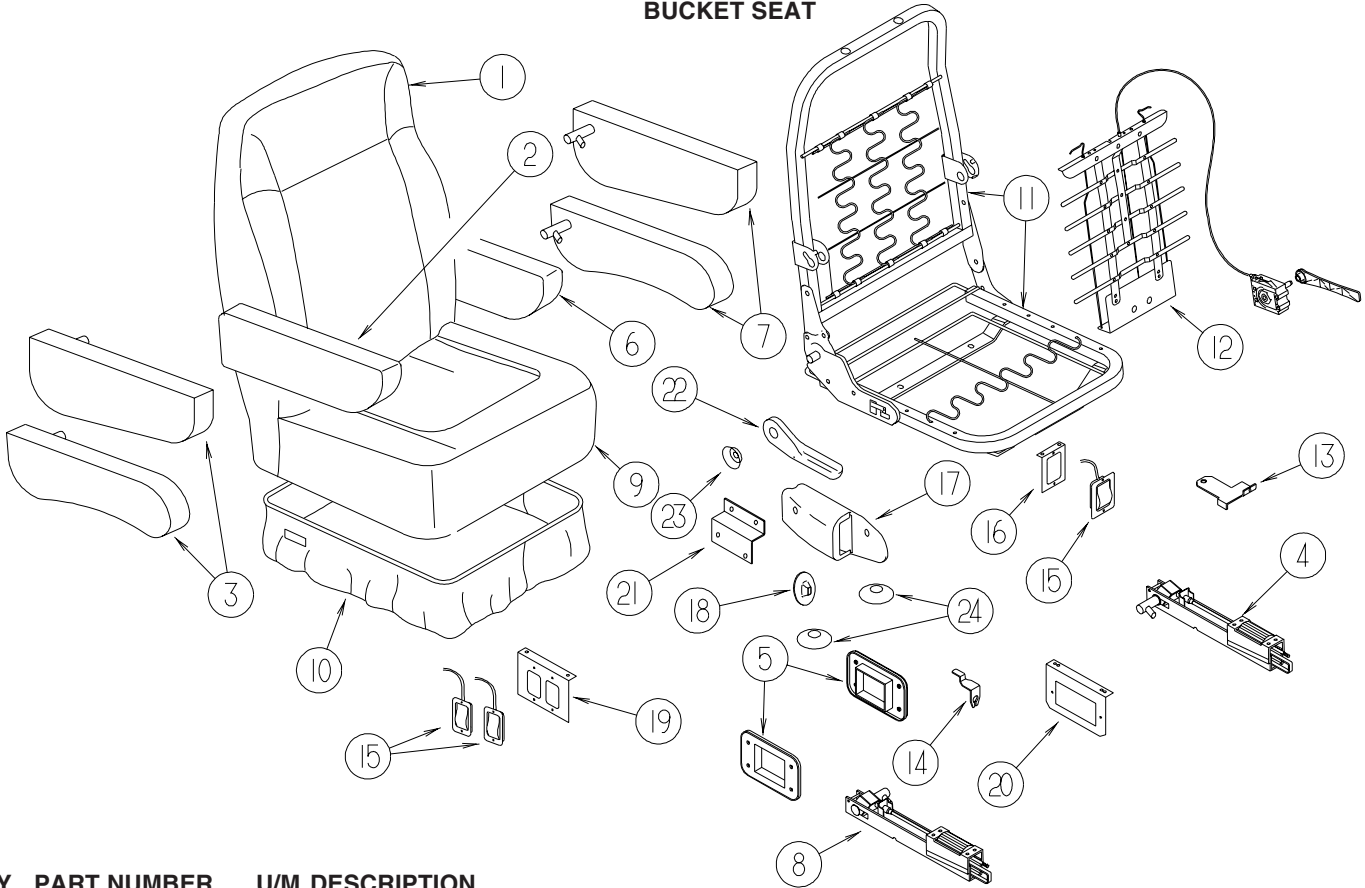


**CURTAIN & CUSHION GROUP (CONTINUED)**  
**CUSHION LAYOUT (CONTINUED)**

KEY	PART NUMBER	U/M	DESCRIPTION
	135600-P1-000	EA	CHAIR - FOLDING - OATMEAL/PORTSMOUTH OAK (S64,SK0)
	135600-P2-000	EA	CHAIR - FOLDING - OATMEAL/CONCERT CHERRY (S65, SK1)
	135600-P3-000	EA	CHAIR - FOLDING - OATMEAL/WASHED MAPLE (S66, SK2)
	135600-P4-000	EA	CHAIR - FOLDING - OATMEAL/SIERRA MAPLE (S67, SK3)
	135600-M3-000	EA	CHAIR - FOLDING - CELERY/PORTSMOUTH OAK (S68, SK4)
	135600-M4-000	EA	CHAIR - FOLDING - CELERY/CONCERT CHERRY (S69, SK5)
	135600-M5-000	EA	CHAIR - FOLDING - CELERY/WASHED MAPLE (S70, SK6)
	135600-P5-000	EA	CHAIR - FOLDING - CELERY/SIERRA MAPLE (S71, SK7)
	135600-G4-000	EA	CHAIR - FOLDING - SKY/PORTSMOUTH OAK (S72, SL0)
	135600-G5-000	EA	CHAIR - FOLDING - SKY/CONCERT CHERRY (S73, SL1)
	135600-M1-000	EA	CHAIR - FOLDING - SKY/WASHED MAPLE (S74, SL2)
	135600-P6-000	EA	CHAIR - FOLDING - SKY/SIERRA MAPLE (S75, SL3)
8	132319-47-S64	EA	PILLOW - 17" - W/RADIUS OVERLAY (S64, S65, S66, S67, SK0, SK1, SK2, SK3)
8	132319-47-S10	EA	PILLOW - 17" - W/RADIUS OVERLAY (S68, S69, S70, S71, SK4, SK5, SK6, SK7)
8	132319-47-R42	EA	PILLOW - 17" - W/RADIUS OVERLAY (S72, S73, S74, S75, SL0, SL1, SL2, SL3)
9	149744-12-S64	EA	SOFA/REST EASY #822/830 ARMS-30"FF - TRAY (S64, S65, S66, S67, SK0, SK1, SK2, SK3)
9	149744-12-S68	EA	SOFA/REST EASY #822/830 ARMS-30"FF - TRAY (S68, S69, S70, S71, SK4, SK5, SK6, SK7)
9	149744-12-S72	EA	SOFA/REST EASY #822/830 ARMS-30"FF - TRAY (S72, S73, S74, S75, SL0, SL1, SL2, SL3)
9	149744-13-S64	EA	SOFA-#822/830 ARMS-30"FF - BEVERAGE TRAY(S64 THRU S71, SK0 THRU SK7) - <b>LEATHER</b>
9	149744-13-S72	EA	SOFA-#822/830 ARMS-30"FF - BEVERAGE TRAY (S72, S73, S74, S75, SL0, SL1, SL2, SL3) - <b>LEATHER</b>
9	149891-13-S64	EA	SOFA - 822/830 ARMS-30" FF (S64, S65, S66, S67, SK0, SK1, SK2, SK3) - <b>DUAL CONTROL RESTEASY</b>
9	149891-13-S68	EA	SOFA - 822/830 ARMS-30" FF (S68, S69, S70, S71, SK4, SK5, SK6, SK7) - <b>DUAL CONTROL RESTEASY</b>
9	149891-13-S72	EA	SOFA - 822/830 ARMS-30" FF (S72, S73, S74, S75, SL0, SL1, SL2, SL3) - <b>DUAL CONTROL RESTEASY</b>
9	149891-14-S64	EA	SOFA-822/830 ARMS-30" FF (S64 THRU S71, SK0 THRU SK7) - <b>LEATHER DUAL CONTROL RESTEASY</b>
9	149891-14-S72	EA	SOFA-822/830 ARM-30" FF (S72, THRU S75, SL0, THRU SL3) - <b>LEATHER DUAL CONTROL RESTEASY</b>
10	145291-03-S64	EA	SEAT - BUCKET W/LUMBAR - DRIVER/PASSENGER (S64, S65, S66, S67, SK0, SK1, SK2, SK3)
10	145291-03-S68	EA	SEAT - BUCKET W/LUMBAR - DRIVER/PASSENGER (S68, S69, S70, S71, SK4, SK5, SK6, SK7)
10	145291-03-R42	EA	SEAT - BUCKET W/LUMBAR - DRIVER/PASSENGER (S72, S73, S74, S75, SL0, SL1, SL2, SL3)
10	145291-04-SA0	EA	SEAT - W/LUMBAR - DR/PASS (S64 THRU S71, SK0 THRU SK7) - <b>LEATHER FACED SEAT</b>
10	145291-04-S72	EA	SEAT - W/LUMBAR - DR/PASS (S72, S73, S74, S75, SL0, SL1, SL2, SL3) - <b>LEATHER FACED SEAT</b>
	152337-01-000	EA	PROTECTOR - SEAT - CLEAR VINYL
11	149747-03-S64	EA	CHAIR/RECLINER - W/FOOTREST (S64, S65, S66, S67, SK0, SK1, SK2, SK3)
11	149747-03-S68	EA	CHAIR/RECLINER - W/FOOTREST (S68, S69, S70, S71, SK4, SK5, SK6, SK7)
11	149747-03-S72	EA	CHAIR/RECLINER - W/FOOTREST (S72, S73, S74, S75, SL0, SL1, SL2, SL3)
11	149747-02-SA0	EA	CHAIR/RECLINER - W/FOOTREST (S64 THRU S71, SK0 THRU SK7) - <b>LEATHER RECLINER</b>
11	149747-02-S72	EA	CHAIR/RECLINER - W/FOOTREST (S72, S73, S74, S75, SL0, SL1, SL2, SL3) - <b>LEATHER RECLINER</b>

## CURTAIN & CUSHION GROUP (CONTINUED)

### BUCKET SEAT



KEY	PART NUMBER	U/M	DESCRIPTION
1	M05962-G9-S64	EA	COVER/BACK (S64, S65, S66, S67, SK0, SK1, SK2, SK3)
1	M05962-G9-R42	EA	COVER/BACK (S72, S73, S74, S75, SL0, SL1, SL2, SL3)
1	M05962-G9-S68	EA	COVER/BACK (S68, S69, S70, S71, SK4, SK5, SK6, SK7)
1	M05962-H1-SA0	EA	COVER/BACK - LEATHER (S64 THRU S71, SK0 THRU SK7) - <b>LEATHER FACED SEAT</b>
1	M05962-H1-S72	EA	COVER/BACK - LEATHER (S72, S73, S74, S75, SL0, SL1, SL2, SL3) - <b>LEATHER FACED SEAT</b>
2	148705-01-S64	EA	ARMREST - RIGHT (S64, S65, S66, S67, SK0, SK1, SK2, SK3)
2	148705-01-R42	EA	ARMREST - RIGHT (S72, S73, S74, S75, SL0, SL1, SL2, SL3)
2	148705-01-S68	EA	ARMREST - RIGHT (S68, S69, S70, S71, SK4, SK5, SK6, SK7)
2	148705-03-SA0	EA	ARMREST - RIGHT (S64 THRU S71, SK0 THRU SK7) - <b>LEATHER FACED SEAT</b>
2	148705-03-S72	EA	ARMREST - RIGHT (S72, S73, S74, S75, SL0, SL1, SL2, SL3) - <b>LEATHER FACED SEAT</b>
	P48705-01-S64	EA	COVER/ARMREST - RIGHT (S64, S65, S66, S67, SK0, SK1, SK2, SK3)
	P48705-01-R42	EA	COVER/ARMREST - RIGHT (S72, S73, S74, S75, SL0, SL1, SL2, SL3)
	P48705-01-S68	EA	COVER/ARMREST - RIGHT (S68, S69, S70, S71, SK4, SK5, SK6, SK7)
	P48705-03-SA0	EA	COVER/ARMREST - RIGHT (S64 THRU S71, SK0 THRU SK7) - <b>LEATHER FACED SEAT</b>
	P48705-03-S72	EA	COVER/ARMREST - RIGHT (S72, S73, S74, S75, SL0, SL1, SL2, SL3) - <b>LEATHER FACED SEAT</b>
3	NOT USED		
4	148751-01-000	EA	BRACKET - RIGHT (ADJUSTABLE) W/ROLLER
5	148751-03-000	EA	BRACKET - ROLLER TRIM PLATE
6	148705-02-S64	EA	ARMREST - LEFT (S64, S65, S66, S67, SK0, SK1, SK2, SK3)
6	148705-02-R42	EA	ARMREST - LEFT (S72, S73, S74, S75, SL0, SL1, SL2, SL3)
6	148705-02-S68	EA	ARMREST - LEFT (S68, S69, S70, S71, SK4, SK5, SK6, SK7)
6	148705-04-SA0	EA	ARMREST - LEFT (S64 THRU S71, SK0 THRU SK7) - <b>LEATHER FACED SEAT</b>
6	148705-04-S72	EA	ARMREST - LEFT (S72, S73, S74, S75, SL0, SL1, SL2, SL3) - <b>LEATHER FACED SEAT</b>
	P48705-02-S64	EA	COVER/ARMREST - LEFT (S64, S65, S66, S67, SK0, SK1, SK2, SK3)
	P48705-02-R42	EA	COVER/ARMREST - LEFT (S72, S73, S74, S75, SL0, SL1, SL2, SL3)
	P48705-02-S68	EA	COVER/ARMREST - LEFT (S68, S69, S70, S71, SK4, SK5, SK6, SK7)
	P48705-04-SA0	EA	COVER/ARMREST - LEFT (S64 THRU S71, SK0 THRU SK7) - <b>LEATHER FACED SEAT</b>
	P48705-04-S72	EA	COVER/ARMREST - LEFT (S72, S73, S74, S75, SL0, SL1, SL2, SL3) - <b>LEATHER FACED SEAT</b>
7	NOT USED		
8	148751-02-000	EA	BRACKET - LEFT (ADJUSTABLE) W/ROLLER
9	M05962-H0-S64	EA	COVER/SEAT (S64, S65, S66, S67, SK0, SK1, SK2, SK3)
9	M05962-H0-R42	EA	COVER/SEAT (S72, S73, S74, S75, SL0, SL1, SL2, SL3)
9	M05962-H0-S68	EA	COVER/SEAT (S68, S69, S70, S71, SK4, SK5, SK6, SK7)
9	M05962-H2-SA0	EA	COVER/SEAT - LEATHER (S64 THRU S71, SK0 THRU SK7) - <b>LEATHER FACED SEAT</b>
9	M05962-H2-S72	EA	COVER/SEAT - LEATHER (S72, S73, S74, S75, SL0, SL1, SL2, SL3) - <b>LEATHER FACED SEAT</b>

**CURTAIN & CUSHION GROUP (CONTINUED)**  
**BUCKET SEAT (CONTINUED)**

<b>KEY</b>	<b>PART NUMBER</b>	<b>U/M</b>	<b>DESCRIPTION</b>
10	148630-01-S64	EA	SKIRT - W/SEAT BELT SLOT (S64, S65, S66, S67, SK0, SK1, SK2, SK3)
10	148630-01-R42	EA	SKIRT - W/SEAT BELT SLOT (S72, S73, S74, S75, SL0, SL1, SL2, SL3)
10	148630-01-S68	EA	SKIRT - W/SEAT BELT SLOT (S68, S69, S70, S71, SK4, SK5, SK6, SK7)
10	148630-02-SA0	EA	SKIRT - W/SEAT BELT SLOT (S64 THRU S71, SK0 THRU SK7) - <b>LEATHER FACED SEAT</b>
10	148630-02-S72	EA	SKIRT - W/SEAT BELT SLOT (S72, S73, S74, S75, SL0, SL1, SL2, SL3) - <b>LEATHER FACED SEAT</b>
10	148630-03-S64	EA	SKIRT (S64, S65, S66, S67, SK0, SK1, SK2, SK3) - <b>SEAT PEDESTAL 6-WAY POWERED</b>
10	148630-03-S68	EA	SKIRT (S68, S69, S70, S71, SK4, SK5, SK6, SK7) - <b>SEAT PEDESTAL 6-WAY POWERED</b>
10	148630-03-S72	EA	SKIRT (S72, S73, S74, S75, SL0, SL1, SL2, SL3) - <b>SEAT PEDESTAL 6-WAY POWERED</b>
10	148630-04-SA0	EA	SKIRT (S64 THRU S71, SK0 THRU SK7) - <b>SEAT PEDESTAL 6-WAY POWERED/LEATHER FACED SEAT</b>
10	148630-04-S72	EA	SKIRT (S72, THRU S75, SL0, THRU SL3) - <b>SEAT PEDESTAL 6-WAY POWERED/LEATHER FACED SEAT</b>
11	134532-01-000	EA	FRAME - SEAT/HIGH BACK
12*	122611-02-000	EA	LUMBAR - W/LEVER
13	117125-01-02B	EA	BRACKET - CABLE MOUNT - ADJUSTER W/LOCK
14	108049-02-000	EA	CLIP - CABLE/PEDESTAL
15	108049-04-000	EA	CABLE - W/MINI LEVER ACTION SWITCH - 28" SHEATH/30" CABLE
16	127159-01-02B	EA	BRACKET - SEAT RELEASE - SINGLE REMOTE - E-COATED - <b>SEAT PEDESTAL 6-WAY POWERED</b>
17	NOT USED		
18	NOT USED		
19	127159-02-02B	EA	BRACKET - SEAT RELEASE - DUAL REMOTE - E-COATED
20	128699-01-02B	EA	BRACKET - SEAT SWITCH - E-COATED
21	147457-01-02B	EA	BRACKET - ZEE W/HOLES - 2.8" - E-COATED
22	130802-02-000	EA	LEVER - RIGHT HAND
23	130802-03-000	EA	SCREW F/LEVER
	148668-01-01A	EA	CUP/TRIM COVER - F/LEVER - BLACK
24	NOT USED		

**\*COMPONENT PARTS LISTED LATER IN THIS GROUP**

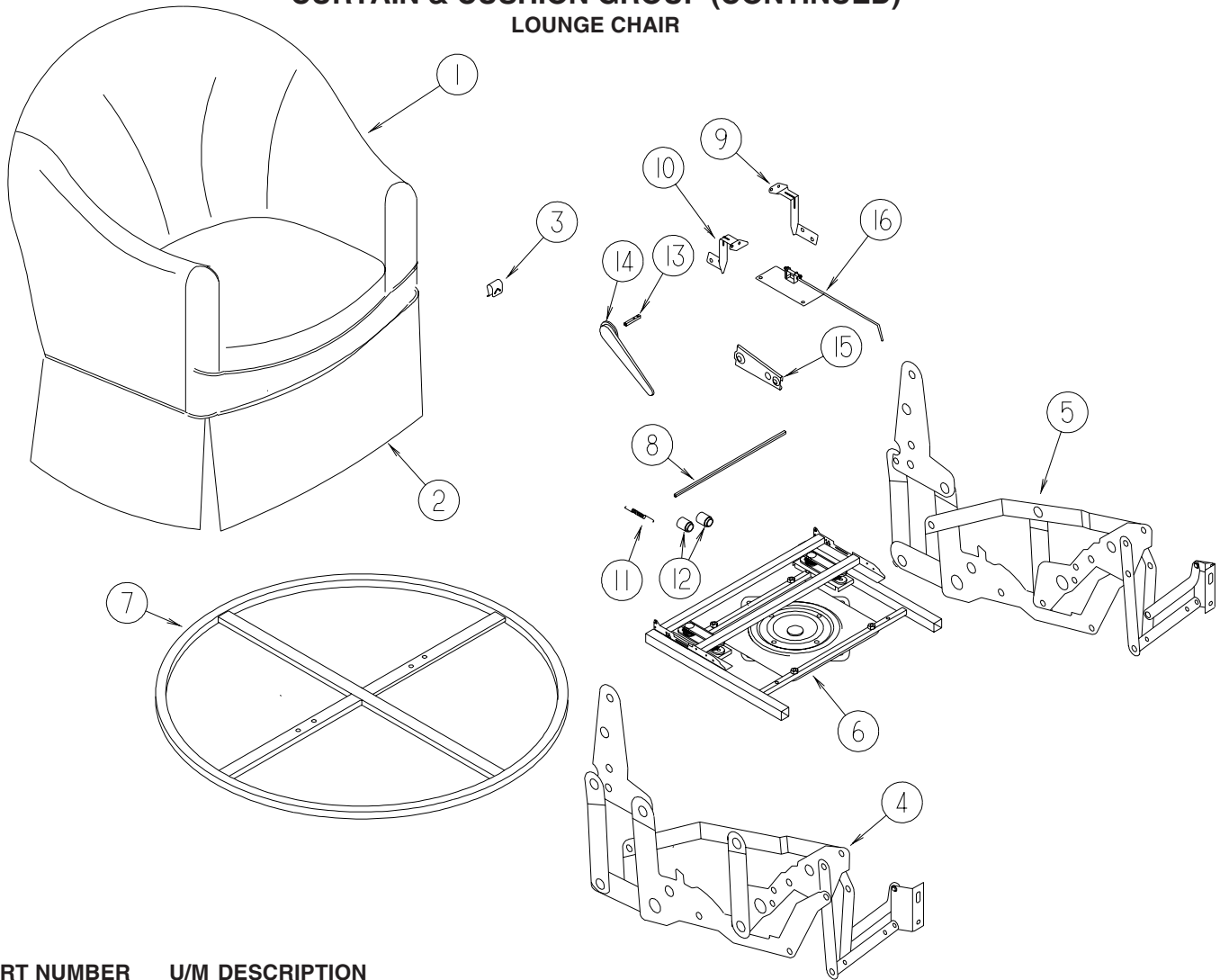
**COMPONENT PARTS FOR BUCKET SEATS**

**122611-02-000**

<b>KEY</b>	<b>PART NUMBER</b>	<b>U/M</b>	<b>DESCRIPTION</b>	<b>VENDOR NO.</b>
	122611-02-701	EA	LUMBAR - LEVER	412
	122611-02-702	EA	LUMBAR MECHANISM	24395-FLEXSTEEL

## CURTAIN & CUSHION GROUP (CONTINUED)

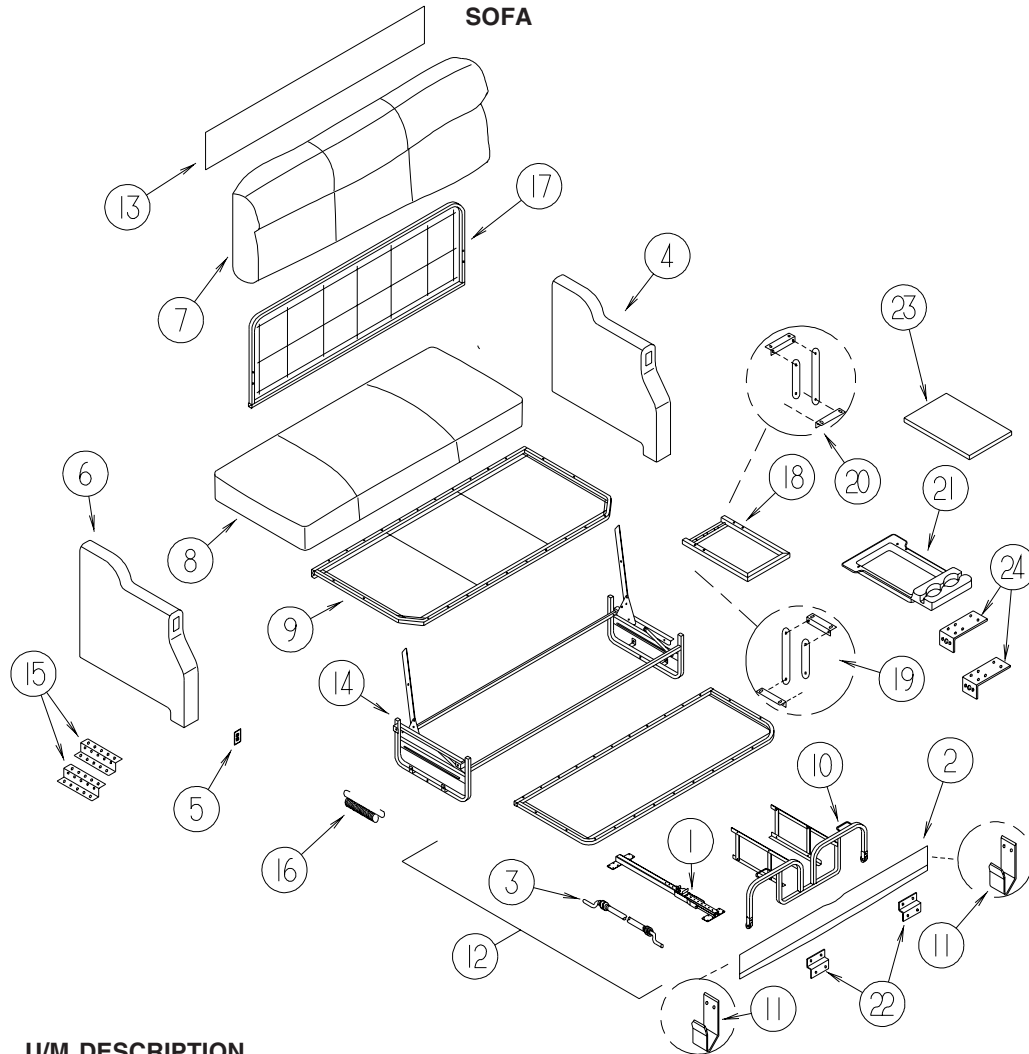
### LOUNGE CHAIR



KEY	PART NUMBER	U/M	DESCRIPTION
1	P49747-03-S64	EA	COVER/CHAIR - RECLINER - W/FOOTREST (S64, S65, S66, S67, SK0, SK1, SK2, SK3)
1	P49747-03-S68	EA	COVER/CHAIR - RECLINER - W/FOOTREST (S68, S69, S70, S71, SK4, SK5, SK6, SK7)
1	P49747-03-S72	EA	COVER/CHAIR - RECLINER - W/FOOTREST (S72, S73, S74, S75, SL0, SL1, SL2, SL3)
1	P49747-02-SA0	EA	COVER/CHAIR - RECLINER - W/FTRST (S64 THRU S71, SK0 THRU SK7) - <b>LEATHER RECLINER</b>
1	P49747-02-S72	EA	COVER/CHAIR - RECLINER - W/FTRST (S72, S73, S74, S75, SL0, SL1, SL2, SL3) - <b>LEATHER RECLINER</b>
2	NOT USED		
3	029134-01-000	EA	CLIP - FINISH - UPHOLSTERY
4	133126-01-000	EA	RECLINER MECHANISM - RIGHT HAND (WHEN SITTING IN CHAIR)
5	133126-02-000	EA	RECLINER MECHANISM - LEFT HAND (WHEN SITTING IN CHAIR)
6	133126-03-000	EA	BASE - SWIVEL/ROCKER - W/O FLOOR RING
7	133126-04-000	EA	FLOOR RING - 24" DIAMETER
8	133126-05-000	EA	HANDLE TUBE/DRIVE - 23.3" LONG (JOINS OPERATORS)
9	133126-06-000	EA	BRACKET - OTTOMAN/FIXED MID - RIGHT HAND
10	133126-07-000	EA	BRACKET - OTTOMAN/FIXED MID - LEFT HAND
11	133126-08-000	EA	SPRING/LOCKING
12	133126-09-000	EA	BUSHING - F/HANDLE TUBE - PLASTIC
13	133126-10-000	EA	HANDLE MOUNTING TUBE - 3.3" LONG
14	133126-11-000	EA	HANDLE/RECLINE - PLASTIC
15	133126-12-000	EA	BRACKET - BACK SLEEVE
16	147314-01-000	EA	LOCKOUT - ROCKER/RECLINER

# CURTAIN & CUSHION GROUP (CONTINUED)

SOFA



RESTEASY

KEY	PART NUMBER	U/M	DESCRIPTION
1*	148226-01-000	EA	SLIDE RAIL - W/LATCH MECH/PLATES/STOP F/30" FLAT FLOOR
2	149744-04-S64	EA	PANEL/FRONT KICK - SOFA/SLEEPER - 59.5" (S64, S65, S66, S67, SK0, SK1, SK2, SK3)
2	149744-04-S68	EA	PANEL/FRONT KICK - SOFA/SLEEPER - 59.5" (S68, S69, S70, S71, SK4, SK5, SK6, SK7)
2	149744-04-S72	EA	PANEL/FRONT KICK - SOFA/SLEEPER - 59.5" (S72, S73, S74, S75, SL0, SL1, SL2, SL3)
2	149744-09-S64	EA	PANEL/FRONT KICK - SOFA/SLEEPER - 59.5" (S64 THRU S71, SK0 THRU SK7) - <b>LEATHER</b>
2	149744-09-S72	EA	PANEL/FRONT KICK - SOFA/SLEEPER - 59.5" (S72 THRU S75, SL0 THRU SL3) - <b>LEATHER</b>
3	148225-01-000	EA	CABLE ONLY - REMOTE - 31.9" W/Z-ENDS
4	150408-02-S64	EA	ARMREST - LEFT HAND - W/SWITCH (S64, S65, S66, S67, SK0, SK1, SK2, SK3)
4	150408-02-S68	EA	ARMREST - LEFT HAND - W/SWITCH (S68, S69, S70, S71, SK4, SK5, SK6, SK7)
4	150408-02-S72	EA	ARMREST - LEFT HAND - W/SWITCH (S72, S73, S74, S75, SL0, SL1, SL2, SL3)
4	150408-04-S64	EA	ARMREST - LEFT HAND - W/SWITCH (S64 THRU S71, SK0 THRU SK7) - <b>LEATHER</b>
4	150408-04-SD0	EA	ARMREST - LEFT HAND - W/SWITCH (S72 THRU S75, SL0 THRU SL3) - <b>LEATHER</b>
	P50408-02-S64	EA	COVER/ARMREST - LEFT HAND (S64, S65, S66, S67, SK0, SK1, SK2, SK3)
	P50408-02-S68	EA	COVER/ARMREST - LEFT HAND (S68, S69, S70, S71, SK4, SK5, SK6, SK7)
	P50408-02-S72	EA	COVER/ARMREST - LEFT HAND (S72, S73, S74, S75, SL0, SL1, SL2, SL3)
	P50408-04-SA0	EA	COVER/ARMREST - LEFT HAND (S64 THRU S71, SK0 THRU SK7) - <b>LEATHER</b>
	P50408-04-SD0	EA	COVER/ARMREST - LEFT HAND (S72 THRU S75, SL0 THRU SL3) - <b>LEATHER</b>
5	136118-01-000	EA	SWITCH - SOFA/RECLINER
6	150408-01-S64	EA	ARMREST - RIGHT HAND - W/SWITCH (S64, S65, S66, S67, SK0, SK1, SK2, SK3)
6	150408-01-S68	EA	ARMREST - RIGHT HAND - W/SWITCH (S68, S69, S70, S71, SK4, SK5, SK6, SK7)
6	150408-01-S72	EA	ARMREST - RIGHT HAND - W/SWITCH (S72, S73, S74, S75, SL0, SL1, SL2, SL3)
6	150408-03-S64	EA	ARMREST - RIGHT HAND - W/SWITCH (S64 THRU S71, SK0 THRU SK7) - <b>LEATHER</b>
6	150408-03-SD0	EA	ARMREST - RIGHT HAND - W/SWITCH (S72 THRU S75, SL0 THRU SL3) - <b>LEATHER</b>
	P50408-01-S64	EA	COVER/ARMREST - RIGHT HAND (S64, S65, S66, S67, SK0, SK1, SK2, SK3)
	P50408-01-S68	EA	COVER/ARMREST - RIGHT HAND (S68, S69, S70, S71, SK4, SK5, SK6, SK7)
	P50408-01-S72	EA	COVER/ARMREST - RIGHT HAND (S72, S73, S74, S75, SL0, SL1, SL2, SL3)
	P50408-03-SA0	EA	COVER/ARMREST - RIGHT HAND (S64 THRU S71, SK0 THRU SK7) - <b>LEATHER</b>
	P50408-03-SD0	EA	COVER/ARMREST - RIGHT HAND (S72 THRU S75, SL0 THRU SL3) - <b>LEATHER</b>



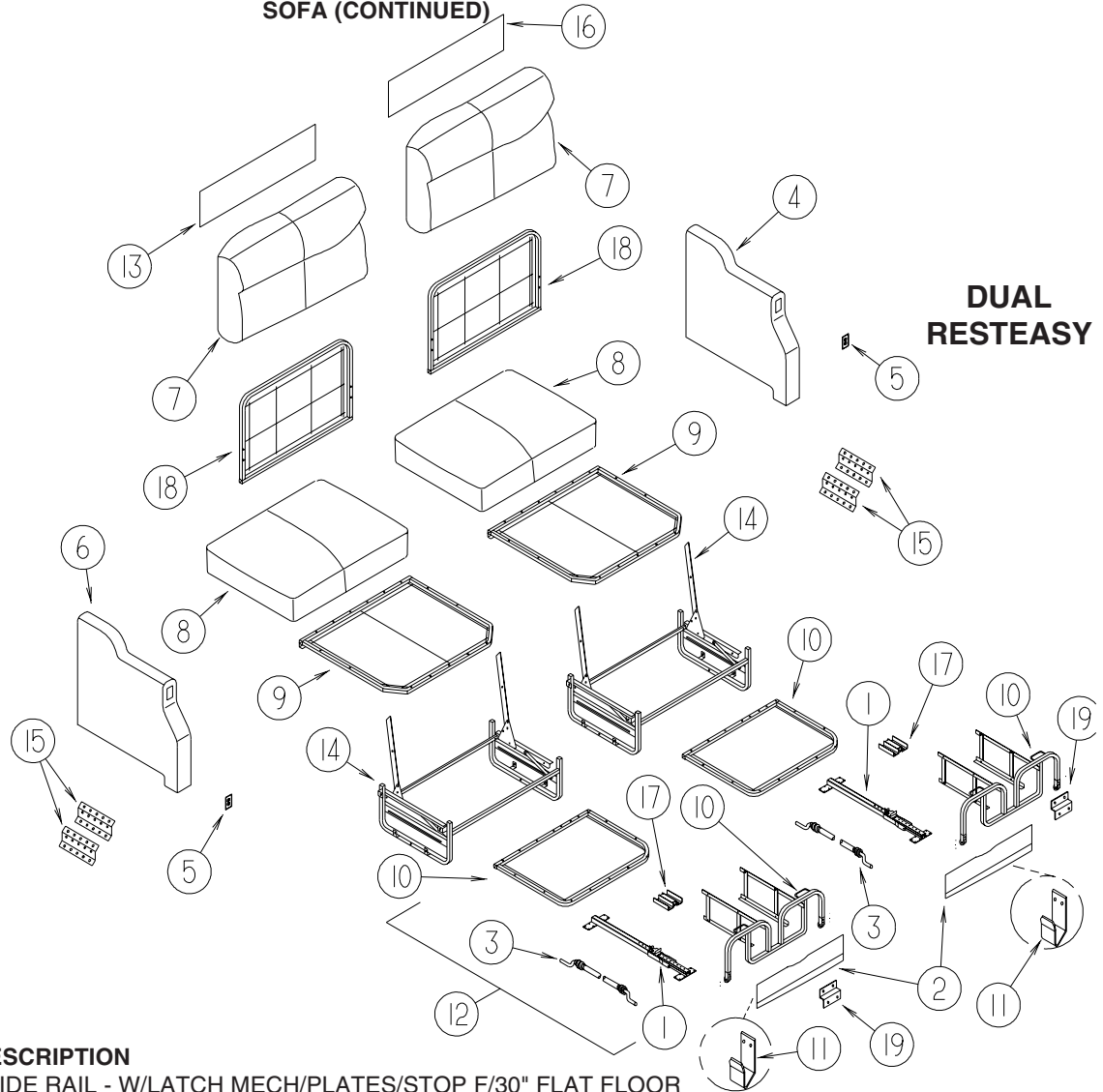
**CURTAIN & CUSHION GROUP (CONTINUED)**  
**SOFA (CONTINUED)**

KEY	PART NUMBER	U/M	DESCRIPTION
7	149744-02-S64	EA	BACK - SOFA/SLEEPER REST EASY - W/BEVERAGE TRAY (S64, S65, S66, S67, SK0, SK1, SK2, SK3)
7	149744-02-S68	EA	BACK - SOFA/SLEEPER REST EASY - W/BEVERAGE TRAY (S68, S69, S70, S71, SK4, SK5, SK6, SK7)
7	149744-02-S72	EA	BACK - SOFA/SLEEPER REST EASY - W/BEVERAGE TRAY (S72, S73, S74, S75, SL0, SL1, SL2, SL3)
7	149744-07-S64	EA	BACK - SOFA/SLEEPER REST EASY - W/BEVERAGE TRAY (S64 THRU S71, SK0 THRU SK7) - <b>LEATHER</b>
7	149744-07-S72	EA	BACK - SOFA/SLEEPER REST EASY - W/BEVERAGE TRAY (S72 THRU S75, SL0 THRU SL3) - <b>LEATHER</b>
	P49744-02-S64	EA	COVER/BACK - SOFA/SLEEPER - W/BEVERAGE TRAY (S64, S65, S66, S67, SK0, SK1, SK2, SK3)
	P49744-02-S68	EA	COVER/BACK - SOFA/SLEEPER - W/BEVERAGE TRAY (S68, S69, S70, S71, SK4, SK5, SK6, SK7)
	P49744-02-S72	EA	COVER/BACK - SOFA/SLEEPER - W/BEVERAGE TRAY (S72, S73, S74, S75, SL0, SL1, SL2, SL3)
	P49744-07-S64	EA	COVER/BACK - SOFA/BED W/BEVERAGE TRAY (S64 THRU S71, SK0 THRU SK7) - <b>LEATHER</b>
	P49744-07-S72	EA	COVER/BACK - SOFA/BED W/BEVERAGE TRAY (S72 THRU S75, SL0 THRU SL3) - <b>LEATHER</b>
8	149744-15-S64	EA	SEAT - SOFA/SLEEPER REST EASY (S64, S65, S66, S67, SK0, SK1, SK2, SK3)
8	149744-15-S68	EA	SEAT - SOFA/SLEEPER REST EASY (S68, S69, S70, S71, SK4, SK5, SK6, SK7)
8	149744-15-S72	EA	SEAT - SOFA/SLEEPER REST EASY (S72, S73, S74, S75, SL0, SL1, SL2, SL3)
8	149744-16-S64	EA	SEAT - SOFA/SLEEPER REST EASY (S64 THRU S71, SK0 THRU SK7) - <b>LEATHER</b>
8	149744-16-S72	EA	SEAT - SOFA/SLEEPER REST EASY (S72 THRU S75, SL0 THRU SL3) - <b>LEATHER</b>
	P49744-15-S64	EA	COVER/SEAT - SOFA/SLEEPER REST EASY (S64, S65, S66, S67, SK0, SK1, SK2, SK3)
	P49744-15-S68	EA	COVER/SEAT - SOFA/SLEEPER REST EASY (S68, S69, S70, S71, SK4, SK5, SK6, SK7)
	P49744-15-S72	EA	COVER/SEAT - SOFA/SLEEPER REST EASY (S72, S73, S74, S75, SL0, SL1, SL2, SL3)
	P49744-16-S64	EA	COVER/SEAT - SOFA/SLEEPER REST EASY (S64 THRU S71, SK0 THRU SK7) - <b>LEATHER</b>
	P49744-16-S72	EA	COVER/SEAT - SOFA/SLEEPER REST EASY (S72 THRU S75, SL0 THRU SL3) - <b>LEATHER</b>
9	151290-04-000	EA	FRAME - SEAT - 60"
10*	136534-17-000	EA	TRUNDLE FRAME - 17.5" X 55" - W/LINKAGE, LATCH & HANDLE
11	121906-01-02B	EA	BRACKET - KICKBOARD - E-COATED
12	135822-17-S64	EA	TRUNDLE - SOFA/SLEEPER (S64, S65, S66, S67, SK0, SK1, SK2, SK3)
12	135822-17-S68	EA	TRUNDLE - SOFA/SLEEPER (S68, S69, S70, S71, SK4, SK5, SK6, SK7)
12	135822-17-R42	EA	TRUNDLE - SOFA/SLEEPER (S72, S73, S74, S75, SL0, SL1, SL2, SL3)
12	135822-18-S64	EA	TRUNDLE - SOFA/SLEEPER - LEATHER (S64 THRU S71, SK0 THRU SK7) - <b>LEATHER</b>
12	135822-18-S72	EA	TRUNDLE - SOFA/SLEEPER - LEATHER (S72 THRU S75, SL0 THRU SL3) - <b>LEATHER</b>
	P35822-17-S64	EA	COVER/TRUNDLE - SOFA/SLEEPER (S64, S65, S66, S67, SK0, SK1, SK2, SK3)
	P35822-17-S68	EA	COVER/TRUNDLE - SOFA/SLEEPER (S68, S69, S70, S71, SK4, SK5, SK6, SK7)
	P35822-17-R42	EA	COVER/TRUNDLE - SOFA/SLEEPER (S72, S73, S74, S75, SL0, SL1, SL2, SL3)
	P35822-18-S64	EA	COVER - SOFA/TRUNDLE (S64 THRU S71, SK0 THRU SK7) - <b>LEATHER</b>
	P35822-18-S72	EA	COVER - SOFA/TRUNDLE (S72 THRU S75, SL0 THRU SL3) - <b>LEATHER</b>
13	NOT USED		
14*	136534-15-000	EA	BASE - 27.5" X 60" - POWERED CL - W/10.5" OVERHANG
15	116104-04-02B	EA	BRACKET - ZEE W/HOLES - 3.2" - E-COATED
16	136534-33-000	EA	SPRING/ASSIST - 1/2" X 7" W/HOOK ENDS - REST EASY SOFAS
17	136534-20-000	EA	BACK - FRAME - BEVERAGE TRAY
18	136534-21-000	EA	FRAME - BEVERAGE TRAY
19	136534-22-000	EA	HINGE - RIGHT
20	136534-23-000	EA	HINGE - LEFT
21	139758-01-01A	EA	TRAY-BEVERAGE
22	101926-01-02A	EA	BRACKET - ZEE - 2" - BLACK
23	150976-01-S64	EA	PANEL/FILLER - COUCH - FABRIC COVERED (S64, S65, S66, S67, SK0, SK1, SK2, SK3)
23	150976-01-S68	EA	PANEL/FILLER - COUCH - FABRIC COVERED (S68, S69, S70, S71, SK4, SK5, SK6, SK7)
23	150976-01-S72	EA	PANEL/FILLER - COUCH - FABRIC COVERED (S72, S73, S74, S75, SL0, SL1, SL2, SL3)
23	150976-02-SD4	EA	PANEL/FILLER - COUCH - FABRIC COVERED (S64 THRU S71, SK0 THRU SK7) - <b>LEATHER</b>
23	150976-02-SD0	EA	PANEL/FILLER - COUCH - FABRIC COVERED (S72 THRU S75, SL0 THRU SL3) - <b>LEATHER</b>
24	152034-01-02B	EA	BRACKET - HOLD DOWN/COUCH - E-COATED

**\*COMPONENT PARTS LISTED LATER IN THIS GROUP**



## CURTAIN & CUSHION GROUP (CONTINUED) SOFA (CONTINUED)



KEY	PART NUMBER	U/M	DESCRIPTION
1*	148226-01-000	EA	SLIDE RAIL - W/LATCH MECH/PLATES/STOP F/30" FLAT FLOOR
2	149891-04-S64	EA	PANEL/FRONT KICK - SOFA/REST EASY-DUAL CONTROL (S64, S65, S66, S67, SK0, SK1, SK2, SK3)
2	149891-04-S68	EA	PANEL/FRONT KICK - SOFA/REST EASY-DUAL CONTROL (S68, S69, S70, S71, SK4, SK5, SK6, SK7)
2	149891-04-S72	EA	PANEL/FRONT KICK - SOFA/REST EASY-DUAL CONTROL (S72, S73, S74, S75, SL0, SL1, SL2, SL3)
2	149891-09-SA0	EA	PANEL/FRONT KICK - REST EASY-DUAL CONTROLS (S64 THRU S71, SK0 THRU SK7) - <b>LEATHER</b>
2	149891-09-S72	EA	PANEL/FRONT KICK - REST EASY-DUAL CONTROLS (S72 THRU S75, SL0 THRU SL3) - <b>LEATHER</b>
3	148225-01-000	EA	CABLE ONLY - REMOTE - 31.9" W/Z-ENDS
4	150408-05-S64	EA	ARMREST - LEFT HAND - W/SWITCH (S64, S65, S66, S67, SK0, SK1, SK2, SK3)
4	150408-05-S68	EA	ARMREST - LEFT HAND - W/SWITCH (S68, S69, S70, S71, SK4, SK5, SK6, SK7)
4	150408-05-S72	EA	ARMREST - LEFT HAND - W/SWITCH (S72, S73, S74, S75, SL0, SL1, SL2, SL3)
4	150408-06-S64	EA	ARMREST - LEFT HAND - W/SWITCH (S64 THRU S71, SK0 THRU SK7) - <b>LEATHER</b>
4	150408-06-SD0	EA	ARMREST - LEFT HAND - W/SWITCH (S72 THRU S75, SL0 THRU SL3) - <b>LEATHER</b>
	P50408-02-S64	EA	COVER/ARMREST - LEFT HAND (S64, S65, S66, S67, SK0, SK1, SK2, SK3)
	P50408-02-S68	EA	COVER/ARMREST - LEFT HAND (S68, S69, S70, S71, SK4, SK5, SK6, SK7)
	P50408-02-S72	EA	COVER/ARMREST - LEFT HAND (S72, S73, S74, S75, SL0, SL1, SL2, SL3)
	P50408-04-SA0	EA	COVER/ARMREST - LEFT HAND (S64 THRU S71, SK0 THRU SK7) - <b>LEATHER</b>
	P50408-04-SD0	EA	COVER/ARMREST - LEFT HAND (S72 THRU S75, SL0 THRU SL3) - <b>LEATHER</b>
5	136118-01-000	EA	SWITCH - SOFA/RECLINER
6	150408-15-S64	EA	ARMREST - RIGHT HAND - W/SWITCH (S64, S65, S66, S67, SK0, SK1, SK2, SK3)
6	150408-15-S68	EA	ARMREST - RIGHT HAND - W/SWITCH (S68, S69, S70, S71, SK4, SK5, SK6, SK7)
6	150408-15-S72	EA	ARMREST - RIGHT HAND - W/SWITCH (S72, S73, S74, S75, SL0, SL1, SL2, SL3)
6	150408-16-S64	EA	ARMREST - RIGHT HAND - W/SWITCH (S64 THRU S71, SK0 THRU SK7) - <b>LEATHER</b>
6	150408-16-SD0	EA	ARMREST - RIGHT HAND - W/SWITCH (S72 THRU S75, SL0 THRU SL3) - <b>LEATHER</b>
	P50408-01-S64	EA	COVER/ARMREST - RIGHT HAND (S64, S65, S66, S67, SK0, SK1, SK2, SK3)
	P50408-01-S68	EA	COVER/ARMREST - RIGHT HAND (S68, S69, S70, S71, SK4, SK5, SK6, SK7)
	P50408-01-S72	EA	COVER/ARMREST - RIGHT HAND (S72, S73, S74, S75, SL0, SL1, SL2, SL3)
	P50408-03-SA0	EA	COVER/ARMREST - RIGHT HAND (S64 THRU S71, SK0 THRU SK7) - <b>LEATHER</b>
	P50408-03-SD0	EA	COVER/ARMREST - RIGHT HAND (S72 THRU S75, SL0 THRU SL3) - <b>LEATHER</b>

**CURTAIN & CUSHION GROUP (CONTINUED)**  
**SOFA (CONTINUED)**

<b>KEY</b>	<b>PART NUMBER</b>	<b>U/M</b>	<b>DESCRIPTION</b>
7	149891-02-S64	EA	BACK - SOFA/SLEEPER REST EASY-DUAL CONTROLS (S64, S65, S66, S67, SK0, SK1, SK2, SK3)
7	149891-02-S68	EA	BACK - SOFA/SLEEPER REST EASY-DUAL CONTROLS (S68, S69, S70, S71, SK4, SK5, SK6, SK7)
7	149891-02-S72	EA	BACK - SOFA/SLEEPER REST EASY-DUAL CONTROLS (S72, S73, S74, S75, SL0, SL1, SL2, SL3)
7	149891-07-SA0	EA	BACK - SOFA/SLEEPER REST EASY-DUAL CONTROL (S64 THRU S71, SK0 THRU SK7) - <b>LEATHER</b>
7	149891-07-S72	EA	BACK - SOFA/SLEEPER REST EASY-DUAL CONTROL (S72 THRU S75, SL0 THRU SL3) - <b>LEATHER</b>
	P49891-02-S64	EA	COVER/BACK - SOFA/SLEEPER REST EASY-DUAL CONTROL (S64, S65, S66, S67, SK0, SK1, SK2, SK3)
	P49891-02-S68	EA	COVER/BACK - SOFA/SLEEPER REST EASY-DUAL CONTROL (S68, S69, S70, S71, SK4, SK5, SK6, SK7)
	P49891-02-S72	EA	COVER/BACK - SOFA/SLEEPER REST EASY-DUAL CONTROL (S72, S73, S74, S75, SL0, SL1, SL2, SL3)
	P49891-07-SA0	EA	COVER/BACK - SOFA/REST EASY-DUAL CONTROL (S64 THRU S71, SK0 THRU SK7) - <b>LEATHER</b>
	P49891-07-S72	EA	COVER/BACK - SOFA/REST EASY-DUAL CONTROL (S72 THRU S75, SL0 THRU SL3) - <b>LEATHER</b>
8	149891-03-S64	EA	SEAT - SOFA/SLEEPER REST EASY-DUAL CONTROLS (S64, S65, S66, S67, SK0, SK1, SK2, SK3)
8	149891-03-S68	EA	SEAT - SOFA/SLEEPER REST EASY-DUAL CONTROLS (S68, S69, S70, S71, SK4, SK5, SK6, SK7)
8	149891-03-S72	EA	SEAT - SOFA/SLEEPER REST EASY-DUAL CONTROLS (S72, S73, S74, S75, SL0, SL1, SL2, SL3)
8	149891-08-SA0	EA	SEAT - SOFA/SLEEPER REST EASY-DUAL CONTROLS (S64 THRU S71, SK0 THRU SK7) - <b>LEATHER</b>
8	149891-08-S72	EA	SEAT - SOFA/SLEEPER REST EASY-DUAL CONTROLS (S72 THRU S75, SL0 THRU SL3) - <b>LEATHER</b>
	P49891-03-S64	EA	COVER/SEAT - SOFA/SLEEPER REST EASY-DUAL CONTROL (S64, S65, S66, S67, SK0, SK1, SK2, SK3)
	P49891-03-S68	EA	COVER/SEAT - SOFA/SLEEPER REST EASY-DUAL CONTROL (S68, S69, S70, S71, SK4, SK5, SK6, SK7)
	P49891-03-S72	EA	COVER/SEAT - SOFA/SLEEPER REST EASY-DUAL CONTROL (S72, S73, S74, S75, SL0, SL1, SL2, SL3)
	P49891-08-SA0	EA	COVER/SEAT - SOFA/REST EASY-DUAL CONTROLS (S64 THRU S71, SK0 THRU SK7) - <b>LEATHER</b>
	P49891-08-S72	EA	COVER/SEAT - SOFA/REST EASY-DUAL CONTROLS (S72 THRU S75, SL0 THRU SL3) - <b>LEATHER</b>
9	151290-02-000	EA	FRAME - SEAT - 30"
10	136534-27-000	EA	TRUNDLE FRAME - 26" WIDE/DUAL - W/LINKAGE, LATCH & HANDLE
11	121906-01-02B	EA	BRACKET - KICKBOARD - E-COATED
12	138647-22-S64	EA	TRUNDLE - SOFA/SLEEPER - REST EASY/DUAL CONTROL (S64, S65, S66, S67, SK0, SK1, SK2, SK3)
12	138647-22-S68	EA	TRUNDLE - SOFA/SLEEPER - REST EASY/DUAL CONTROL (S68, S69, S70, S71, SK4, SK5, SK6, SK7)
12	138647-22-R42	EA	TRUNDLE - SOFA/SLEEPER - REST EASY/DUAL CONTROL (S72, S73, S74, S75, SL0, SL1, SL2, SL3)
12	138647-04-SA0	EA	TRUNDLE - SOFA/REST EASY/DUAL CONTROLLED (S64 THRU S71, SK0 THRU SK7) - <b>LEATHER</b>
12	138647-04-S72	EA	TRUNDLE - SOFA/REST EASY/DUAL CONTROLLED (S72 THRU S75, SL0 THRU SL3) - <b>LEATHER</b>
	P38647-22-S64	EA	COVER/TRUNDLE - REST EASY/DUAL CONTROL - SOFA (S64, S65, S66, S67, SK0, SK1, SK2, SK3)
	P38647-22-S68	EA	COVER/TRUNDLE - REST EASY/DUAL CONTROL - SOFA (S68, S69, S70, S71, SK4, SK5, SK6, SK7)
	P38647-22-R42	EA	COVER/TRUNDLE - REST EASY/DUAL CONTROL - SOFA (S72, S73, S74, S75, SL0, SL1, SL2, SL3)
	P38647-04-SA0	EA	COVER/TRUNDLE - REST EASY/DUAL CONTROL (S64 THRU S71, SK0 THRU SK7) - <b>LEATHER</b>
	P38647-04-S72	EA	COVER/TRUNDLE - REST EASY/DUAL CONTROL (S72 THRU S75, SL0 THRU SL3) - <b>LEATHER</b>
13	139716-16-S64	EA	SIGHT SHIELD - DUAL BACK/RIGHT HAND (S64, S65, S66, S67, SK0, SK1, SK2, SK3)
13	139716-16-S68	EA	SIGHT SHIELD - DUAL BACK/RIGHT HAND (S68, S69, S70, S71, SK4, SK5, SK6, SK7)
13	139716-16-S72	EA	SIGHT SHIELD - DUAL BACK/RIGHT HAND (S72, S73, S74, S75, SL0, SL1, SL2, SL3)
13	139716-14-S64	EA	SIGHT SHIELD - DUAL BACK/RIGHT HAND (S64 THRU S71, SK0 THRU SK7) - <b>LEATHER</b>
13	139716-14-S72	EA	SIGHT SHIELD - DUAL BACK/RIGHT HAND (S72 THRU S75, SL0 THRU SL3) - <b>LEATHER</b>
14*	136534-29-000	EA	BASE - 27.25" X 30" - POWERED/DUAL - FLAT
			FROM: 00-00-00 THRU: 12-05-04
	151290-14-000	EA	FRAME - BASE - 27.25" X 30" X 10.5" - LEFT
			FROM: 12-06-04 THRU: 99-99-99
	151290-15-000	EA	FRAME - BASE - 27.25" X 30" X 10.5" - RIGHT
			FROM: 12-06-04 THRU: 99-99-99
	136534-15-001	EA	MOTOR - DRIVE - REST EASY SOFA
	136534-15-002	EA	CABLE - 10.75" F/DRIVE MOTOR - REST EASY SOFA
15	116104-04-02B	EA	BRACKET - ZEE W/HOLES - 3.2" - E-COATED
16	139716-15-S64	EA	SIGHT SHIELD - DUAL BACK/LEFT HAND (S64, S65, S66, S67, SK0, SK1, SK2, SK3)
16	139716-15-S68	EA	SIGHT SHIELD - DUAL BACK/LEFT HAND (S68, S69, S70, S71, SK4, SK5, SK6, SK7)
16	139716-15-S72	EA	SIGHT SHIELD - DUAL BACK/LEFT HAND (S72, S73, S74, S75, SL0, SL1, SL2, SL3)
16	139716-13-S64	EA	SIGHT SHIELD - DUAL BACK/LEFT HAND (S64 THRU S71, SK0 THRU SK7) - <b>LEATHER</b>
16	139716-13-S72	EA	SIGHT SHIELD - DUAL BACK/LEFT HAND (S72 THRU S75, SL0 THRU SL3) - <b>LEATHER</b>
17	136534-32-000	EA	BRACKET - DUAL BASE
18	136534-25-000	EA	FRAME/BACK - FOR DUAL REST EASY SOFA - ONE SIDE ONLY
19	101926-01-02A	EA	BRACKET - ZEE - 2" - BLACK

\*COMPONENT PARTS LISTED LATER IN THIS GROUP

**COMPONENT PARTS FOR SOFA**

**136534-13-000, 136534-15-000, 136534-28-000, 136534-29-000**

<b>KEY</b>	<b>PART NUMBER</b>	<b>U/M</b>	<b>DESCRIPTION</b>	<b>VENDOR NO.</b>
	136534-02-700	EA	MOTOR	9PL-MO-W/T-1
	136534-02-701	EA	CABLE/DRV MTR-REST EASY SOFA	9PL-FCA27.75

**136534-07-000, 136534-17-000**

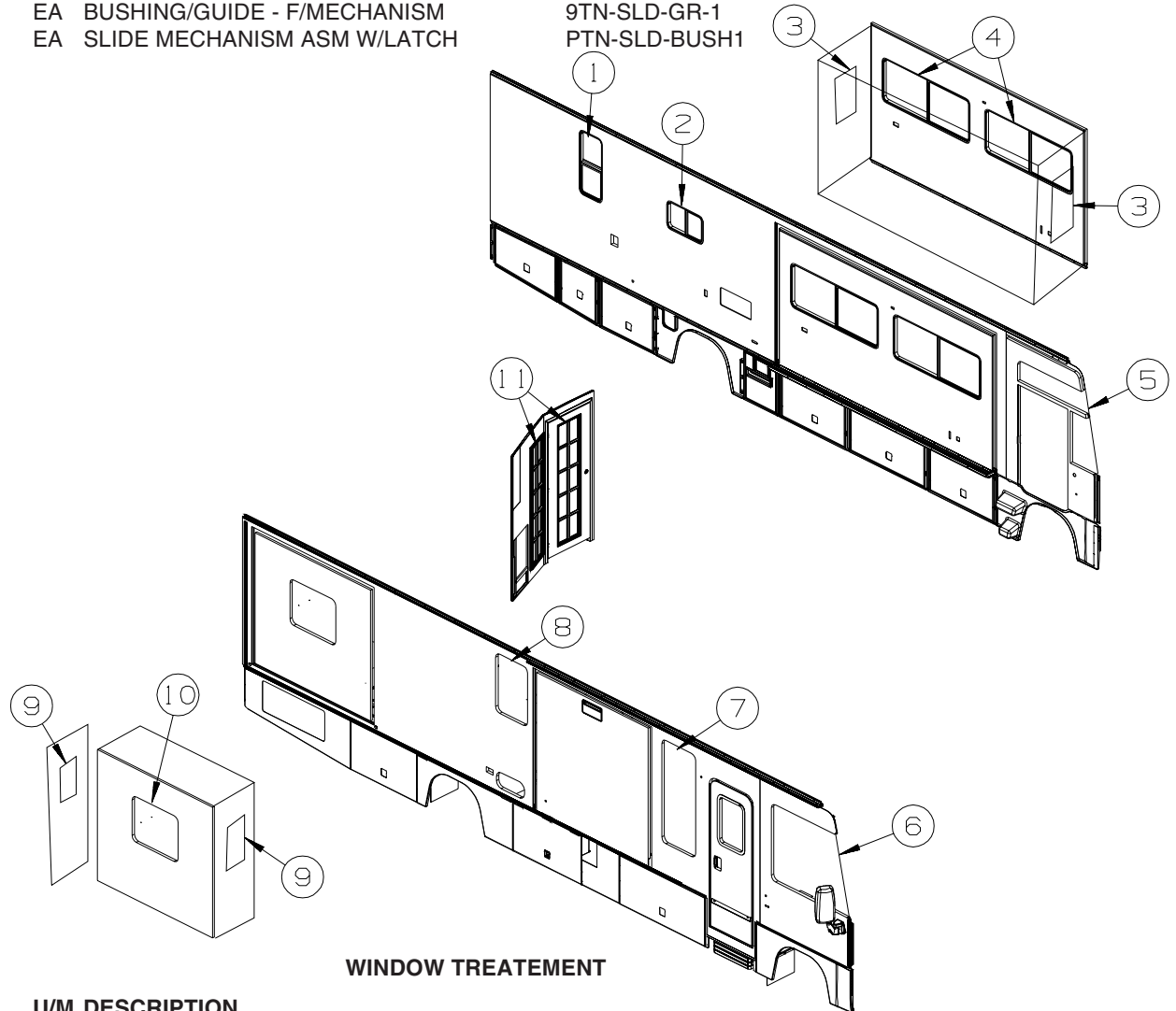
<b>KEY</b>	<b>PART NUMBER</b>	<b>U/M</b>	<b>DESCRIPTION</b>	<b>VENDOR NO.</b>
	136534-07-701	EA	WHEEL - NYLON - 1 5/8", 9WHEEL-1.62	

**CURTAIN & CUSHION GROUP (CONTINUED)**  
**COMPONENT PARTS FOR SOFA (CONTINUED)**

148226-01-000, 148226-02-000, 148226-03-000

KEY	PART NUMBER	U/M	DESCRIPTION
	148226-01-700	EA	BUSHING/GUIDE - F/MECHANISM
	148226-01-701	EA	SLIDE MECHANISM ASM W/LATCH

VENDOR NO.
9TN-SLD-GR-1
PTN-SLD-BUSH1



**WINDOW TREATEMENT**

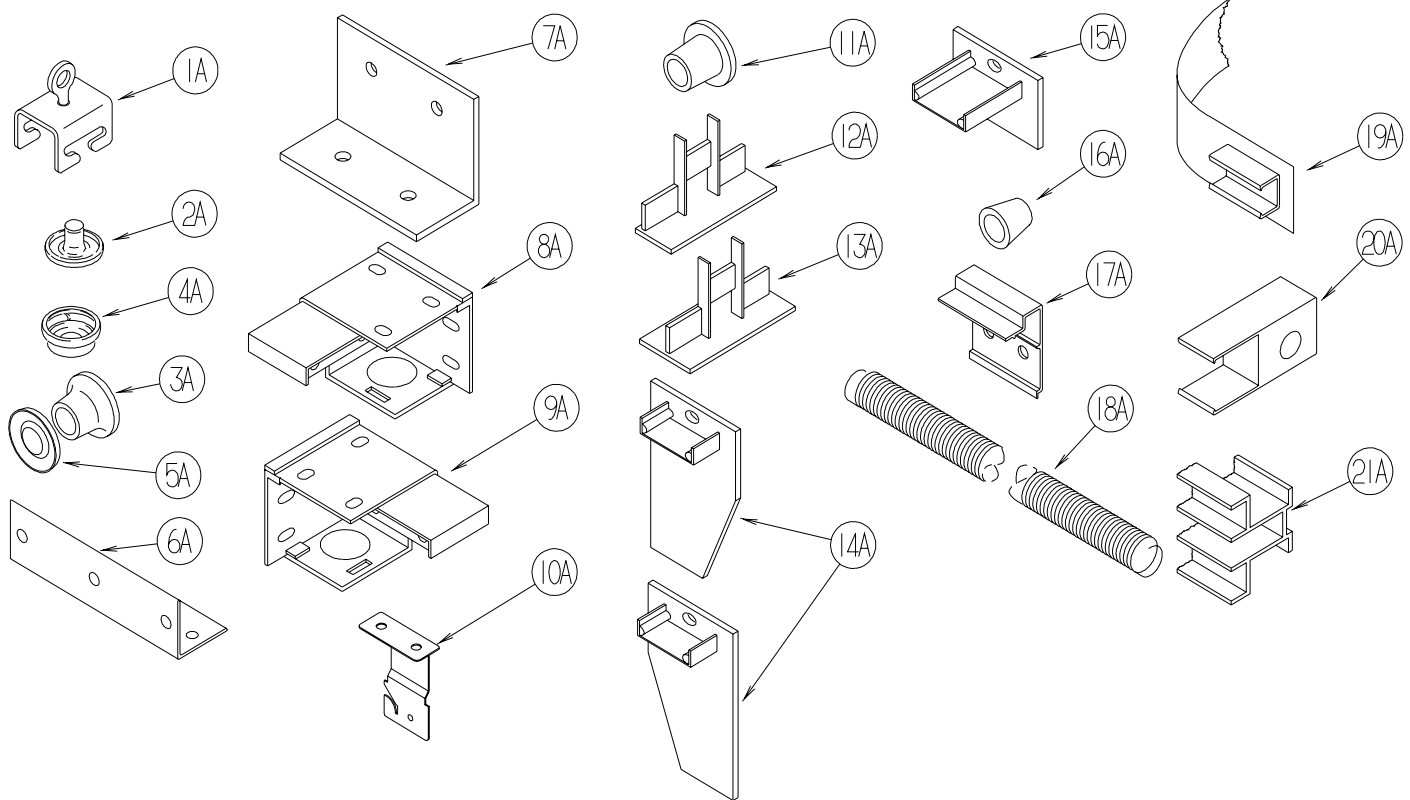
KEY	PART NUMBER	U/M	DESCRIPTION
1	149898-09-S64	EA	VALANCE - DELMONT - 21" (S64, S65, S66, S67, SK0, SK1, SK2, SK3)
1	149898-09-S68	EA	VALANCE - DELMONT - 21" (S68, S69, S70, S71, SK4, SK5, SK6, SK7)
1	149898-09-S72	EA	VALANCE - DELMONT - 21" (S72, S73, S74, S75, SL0, SL1, SL2, SL3)
1	136988-29-S64	EA	LEG - RIGHT - 35" (S64, S65, S66, S67, SK0, SK1, SK2, SK3)
1	136988-29-S68	EA	LEG - RIGHT - 35" (S68, S69, S70, S71, SK4, SK5, SK6, SK7)
1	136988-29-R13	EA	LEG - RIGHT - 35" (S72, S73, S74, S75, SL0, SL1, SL2, SL3)
1	136988-30-S64	EA	LEG - LEFT - 35" (S64, S65, S66, S67, SK0, SK1, SK2, SK3)
1	136988-30-S68	EA	LEG - LEFT - 35" (S68, S69, S70, S71, SK4, SK5, SK6, SK7)
1	136988-30-R13	EA	LEG - LEFT - 35" (S72, S73, S74, S75, SL0, SL1, SL2, SL3)
1	140789-43-S64	EA	BLIND - DAY/NIGHTER - 17" X 38" (S64 THRU S71, SK0 THRU SK7)
1	140789-43-S72	EA	BLIND - DAY/NIGHTER - 17" X 38" (S72, S73, S74, S75, SL0, SL1, SL2, SL3)
2	121410-B3-S64	EA	VALANCE - MODERATE - 27" (S64, S65, S66, S67, SK0, SK1, SK2, SK3)
2	121410-B3-S68	EA	VALANCE - MODERATE - 27" (S68, S69, S70, S71, SK4, SK5, SK6, SK7)
2	121410-B3-R42	EA	VALANCE - MODERATE - 27" (S72, S73, S74, S75, SL0, SL1, SL2, SL3)
2	109041-64-02A	EA	BLIND - MINI - 25" X 17" (S64 THRU S71, SK0 THRU SK7)
2	109041-64-01A	EA	BLIND - MINI - 25" X 17" (S72, S73, S74, S75, SL0, SL1, SL3, SL3)
3	149898-04-S64	EA	VALANCE - DELMONT - 26" (S64, S65, S66, S67, SK0, SK1, SK2, SK3)
3	149898-04-S68	EA	VALANCE - DELMONT - 26" (S68, S69, S70, S71, SK4, SK5, SK6, SK7)
3	149898-04-S72	EA	VALANCE - DELMONT - 26" (S72, S73, S74, S75, SL0, SL1, SL2, SL3)
3	136988-41-S64	EA	LEG - RIGHT - 21.5" (S64, S65, S66, S67, SK0, SK1, SK2, SK3)
3	136988-41-S68	EA	LEG - RIGHT - 21.5" (S68, S69, S70, S71, SK4, SK5, SK6, SK7)
3	136988-41-R42	EA	LEG - RIGHT - 21.5" (S72, S73, S74, S75, SL0, SL1, SL2, SL3)
3	136988-42-S64	EA	LEG - LEFT - 21.5" (S64, S65, S66, S67, SK0, SK1, SK2, SK3)
3	136988-42-S68	EA	LEG - LEFT - 21.5" (S68, S69, S70, S71, SK4, SK5, SK6, SK7)

**CURTAIN & CUSHION GROUP (CONTINUED)**  
**WINDOW TREATMENT (CONTINUED)**

KEY	PART NUMBER	U/M	DESCRIPTION
3	136988-42-R42	EA	LEG - LEFT - 21.5" (S72, S73, S74, S75, SL0, SL1, SL2, SL3)
3	140789-07-N42	EA	BLIND - DAY/NIGHTER - 22.5" X 23" (S64 THRU S71, SK0 THRU SK7)
3	140789-07-N44	EA	BLIND - DAY/NIGHTER - 22.5" X 23" (S72, S73, S74, S75, SL0, SL1, SL2, SL3)
4	149898-01-S64	EA	LAMBREQUIN - DELMONT - 61" (S64, S65, S66, S67, SK0, SK1, SK2, SK3)
4	149898-01-S68	EA	LAMBREQUIN - DELMONT - 61" (S68, S69, S70, S71, SK4, SK5, SK6, SK7)
4	149898-01-S72	EA	LAMBREQUIN - DELMONT - 61" (S72, S73, S74, S75, SL0, SL1, SL2, SL3)
4	140789-08-N09	EA	BLIND - DAY/NIGHTER - 59" X 26.5" (S64 THRU S71, SK0 THRU SK7)
4	140789-08-N44	EA	BLIND - DAY/NIGHTER - 59" X 26.5" (S72, S73, S74, S75, SL0, SL1, SL2, SL3)
5	093487-22-02A	EA	CURTAIN - DRVR/WRAPAROUND/PRIVACY/PLEATED - 42.5" X 112"
6	093487-21-02A	EA	CURTAIN - PASS/WRAPAROUND/PRIVACY/PLEATED - 42.5" X 112"
7	149898-13-S64	EA	VALANCE - DELMONT - 28" (S64, S65, S66, S67, SK0, SK1, SK2, SK3)
7	149898-13-S68	EA	VALANCE - DELMONT - 28" (S68, S69, S70, S71, SK4, SK5, SK6, SK7)
7	149898-13-S72	EA	VALANCE - DELMONT - 28" (S72, S73, S74, S75, SL0, SL1, SL2, SL3)
7	136988-D8-S64	EA	LEG - RIGHT - 57" (S64, S65, S66, S67, SK0, SK1, SK2, SK3)
7	136988-D8-S68	EA	LEG - RIGHT - 57" (S68, S69, S70, S71, SK4, SK5, SK6, SK7)
7	136988-D8-S72	EA	LEG - RIGHT - 57" (S72, S73, S74, S75, SL0, SL1, SL2, SL3)
7	136988-D9-S64	EA	LEG - LEFT - 57" (S64, S65, S66, S67, SK0, SK1, SK2, SK3)
7	136988-D9-S68	EA	LEG - LEFT - 57" (S68, S69, S70, S71, SK4, SK5, SK6, SK7)
7	136988-D9-S72	EA	LEG - LEFT - 57" (S72, S73, S74, S75, SL0, SL1, SL2, SL3)
7	140789-46-S64	EA	BLIND - DAY/NIGHTER - 23.5" X 61" (S64 THRU S71, SK0 THRU SK7)
7	140789-46-S72	EA	BLIND - DAY/NIGHTER - 23.5" X 61" (S72, S73, S74, S75, SL0, SL1, SL2, SL3)
8	109041-78-02A	EA	BLIND - MINI - 23.5" X 35.5" (S64 THRU S71, SK0 THRU SK7)
8	109041-78-01A	EA	BLIND - MINI - 23.5" X 35.5" (S72, S73, S74, S75, SL0, SL1, SL2, SL3)
9	149898-07-S64	EA	VALANCE - DELMONT - 26" (S64, S65, S66, S67, SK0, SK1, SK2, SK3)
9	149898-07-S68	EA	VALANCE - DELMONT - 26" (S68, S69, S70, S71, SK4, SK5, SK6, SK7)
9	149898-07-S72	EA	VALANCE - DELMONT - 26" (S72, S73, S74, S75, SL0, SL1, SL2, SL3)
9	136988-85-S64	EA	LEG - RIGHT - 22" (S64, S65, S66, S67, SK0, SK1, SK2, SK3)
9	136988-85-S68	EA	LEG - RIGHT - 22" (S68, S69, S70, S71, SK4, SK5, SK6, SK7)
9	136988-85-R95	EA	LEG - RIGHT - 22" (S72, S73, S74, S75, SL0, SL1, SL2, SL3)
9	136988-86-S64	EA	LEG - LEFT - 22" (S64, S65, S66, S67, SK0, SK1, SK2, SK3)
9	136988-86-S68	EA	LEG - LEFT - 22" (S68, S69, S70, S71, SK4, SK5, SK6, SK7)
9	136988-86-R95	EA	LEG - LEFT - 22" (S72, S73, S74, S75, SL0, SL1, SL2, SL3)
9	140789-07-N42	EA	BLIND - DAY/NIGHTER - 22.5" X 23" (S64 THRU S71, SK0 THRU SK7)
9	140789-07-N44	EA	BLIND - DAY/NIGHTER - 22.5" X 23" (S72, S73, S74, S75, SL0, SL1, SL2, SL3)
10	149898-08-S64	EA	VALANCE - DELMONT - 35" (S64, S65, S66, S67, SK0, SK1, SK2, SK3)
10	149898-08-S68	EA	VALANCE - DELMONT - 35" (S68, S69, S70, S71, SK4, SK5, SK6, SK7)
10	149898-08-S72	EA	VALANCE - DELMONT - 35" (S72, S73, S74, S75, SL0, SL1, SL2, SL3)
10	136988-17-S64	EA	LEG - RIGHT - 26" (S64, S65, S66, S67, SK0, SK1, SK2, SK3)
10	136988-17-S68	EA	LEG - RIGHT - 26" (S68, S69, S70, S71, SK4, SK5, SK6, SK7)
10	136988-17-S72	EA	LEG - RIGHT - 26" (S72, S73, S74, S75, SL0, SL1, SL2, SL3)
10	136988-18-S64	EA	LEG - LEFT - 26" (S64, S65, S66, S67, SK0, SK1, SK2, SK3)
10	136988-18-S68	EA	LEG - LEFT - 26" (S68, S69, S70, S71, SK4, SK5, SK6, SK7)
10	136988-18-S72	EA	LEG - LEFT - 26" (S72, S73, S74, S75, SL0, SL1, SL2, SL3)
10	140789-26-N42	EA	BLIND - DAY/NIGHTER - 32" X 28.5" (S64 THRU S71, SK0 THRU SK7)
10	140789-26-N44	EA	BLIND - DAY/NIGHTER - 32" X 28.5" (S72, S73, S74, S75, SL0, SL1, SL2, SL3)
11	109802-66-R38	EA	BLIND - PLEATED - 15.5" X 67" (S64 THRU S71, SK0 THRU SK7)
11	109802-66-R40	EA	BLIND - PLEATED - 15.5" X 67" (S72, S73, S74, S75, SL0, SL1, SL2, SL3)

## CURTAIN & CUSHION GROUP (CONTINUED)

### HARDWARE

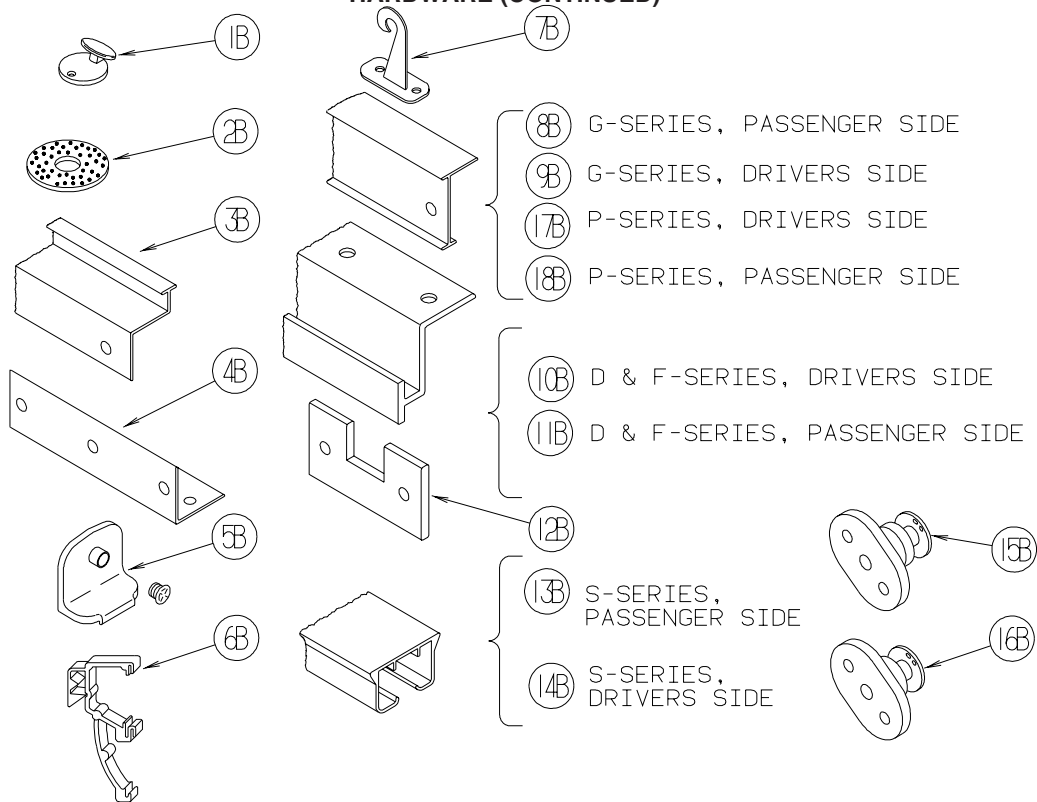


KEY	PART NUMBER	U/M	DESCRIPTION
1A	009702-01-000	EA	END STOP - CURTAIN CARRIER - L ROD
2A	029155-01-000	EA	CAP - SNAP - 5/32" OUTSIDE DIAMETER OF PIN
3A	029156-01-000	EA	SOCKET - SNAP - 9/16" O.D.
4A	046867-02-000	EA	WASHER - HANDY BUTTON #3
5A	046867-03-000	EA	GROMMET - HANDY BUTTON #3
6A	075943-10-000	EA	BRACE - VALANCE - 20" - OFF WHITE
7A	083125-08-000	EA	BRACE - WINDOW MOUNT - .75" - OFF WHITE
8A	083170-01-000	EA	BRACKET/BLIND - LEFT SIDE WHEN FACING WINDOW - CLEAR
9A	083170-02-000	EA	BRACKET/BLIND - RIGHT SIDE WHEN FACING WINDOW - CLEAR
10A	084434-01-000	EA	BRACKET - MOUNTING - ROLLER SHADE - 1 3/8"
11A	094896-02-000	EA	GROMMET - CORD/PLEATED BLIND - NYLON - GRAY
12A	094907-02-000	EA	END CAP - PLEATED BLIND/TOP - RH/LH - GRAY PLASTIC
13A	094907-04-000	EA	END CAP - PLEATED BLIND/BOTTOM - RH/LH
14A	094907-05-000	EA	END CAP - PLEATED BLIND/BOTTOM - PULL TYPE - PLASTIC
15A	094907-06-000	EA	END CAP/BLIND - TOP RH/LH
16A	097564-03-000	EA	HANDLE - KNOB - E-Z LIFT SHADE - TAN
16A	097564-06-000	EA	HANDLE - KNOB - E-Z LIFT SHADE - ALABASTER
	097593-02-000	FT	CORD - BLIND - PLEATED - GRAY
	097593-06-000	FT	CORD - BLIND - PLEATED - PEWTER
	097593-10-000	FT	CORD - BLIND - PLEATED - VANILLA
	109353-09-01A	EA	BLIND - SLAT - 21' - ALABASTER PEARL
17A	097565-01-000	EA	BRACKET - MOUNTING - PLEATED BLIND
18A	097591-01-000	EA	SPRING - EXTENSION - PLEATED BLIND
19A	101031-01-000	YD	TAPE/GLIDE - 4.25" SPACING
20A	101033-02-000	EA	END CAP - LOW PROFILE TRACK - CLEAR
21A	101033-08-000	EA	TRACK/WALL - 75" - <b>FRT BUNK WINDOW MINNIE/SPIRIT 300-SERIES</b>
21A	101033-09-000	EA	TRACK/WALL - 32" - <b>SIDE BUNK WINDOW MINNIE/SPIRIT 300-SERIES</b>



## CURTAIN & CUSHION GROUP (CONTINUED)

### HARDWARE (CONTINUED)



KEY	PART NUMBER	U/M DESCRIPTION
1B	102555-03-000	EA BRACKET - (CLEAT TYPE) - F/BLIND HOLDOWN - MILKY WHITE
2B	103242-01-000	EA VELCRO HOOK - BEIGE 7/8" ROUND W/CENTER HOLE
2B	103242-02-000	EA VELCRO HOOK - BLACK 7/8" ROUND W/CENTER HOLE
3B	105450-14-01A	EA TRACK - CURTAIN - 90" - OFF WHITE - <b>FRONT BUNK PRIVACY MINNIE/SPIRIT 300-SERIES</b>
4B	105648-01-02A	EA BRACE - VALANCE - OFF/WHITE - 14"
5B	106544-01-000	EA PULL - SHADE/BRASS
5B	106544-01-001	EA SCREW - SHADE/BRASS
5B	106544-02-000	EA PULL-SHADE - NICKEL
6B	109353-04-000	EA CLIP - VALANCE SLAT MOUNTING - CLEAR PLASTIC
7B	109441-03-000	EA BRACKET/HOOK - BLIND HOLD DOWN - NEW DESIGN/CLEAR
8B	126456-03-04A	EA TRACK/WRAPAROUND - PASSENGER - GLACIER - <b>ADVENTURER/SUNCRUISER G-SERIES</b>
9B	126456-04-04A	EA TRACK/WRAPAROUND - DRIVER - GLACIER - <b>ADVENTURER/SUNCRUISER G-SERIES</b>
10B	127254-04-05A	EA TRACK/WRAPAROUND-DRVR-GLACIER - <b>SIGHTSEER/SUNOVA D-SERIES, BRAVE/SUNRISE F-SERIES</b>
11B	127254-14-03A	EA TRACK/WRAPAROUND-PASS-GLACIER - <b>SIGHTSEER/SUNOVA D-SERIES, BRAVE/SUNRISE F-SERIES</b>
12B	130549-01-01A	EA STOP - CURTAIN TRACK
13B	138460-07-02A	EA TRACK/CURTAIN - PASSENGER - W/BRACKET/CARRIER/PULLEY - WHT - <b>VECTRA/HORIZON S-SERIES</b>
14B	138460-08-02A	EA TRACK/CURTAIN - DRIVER - W/BRACKET/CARRIER/PULLEY - WHT - <b>VECTRA/HORIZON S-SERIES</b>
15B	141634-01-000	EA BRACKET-(BOBBIN TYPE) 7/8"H HOLDUPBASE(OVAL)-2 HOLE-CLEAR
16B	143805-01-000	EA BRACKET-(BOBBIN TYPE) 1/2"H HOLDUPBASE(OVAL)-2 HOLES CLEAR
17B	146591-01-01A	EA TRACK - CURTAIN - LEFT HAND - GLACIER - <b>JOURNEY/MERIDIAN P-SERIES</b>
18B	146591-02-01A	EA TRACK - CURTAIN - RIGHT HAND - GLACIER - <b>JOURNEY/MERIDIAN P-SERIES</b>

### ACCESSORIES

KEY	PART NUMBER	U/M DESCRIPTION
	118337-08-S64	EA BUTTON - #60 - FABRIC COVERED (S64, S65, S66, S67, SK0, SK1, SK2, SK3)
	118337-08-S10	EA BUTTON - #60 - FABRIC COVERED (S68, S69, S70, S71, SK4, SK5, SK6, SK7)
	118337-08-R42	EA BUTTON - #60 - FABRIC COVERED (S72, S73, S74, S75, SL0, SL1, SL2, SL3)
	105402-03-000	EA STRAP - DINING CHAIR/TIEDOWN - 18"
	057534-03-000	EA TIEBACK - CLEAR PLASTIC - 7.5"
	057534-07-000	EA TIEBACK-CURTAIN/DOOR, 10" - CLEAR VINYL
	057534-08-000	EA TIEBACK - CLEAR PLASTIC - 16"
	099856-11-000	EA STRAP - TIEDOWN - 7.9"

**CURTAIN & CUSHION GROUP (CONTINUED)**

**FABRICS**

<b>2005 FAMILY</b>	<b>S64/S65/S66/S67</b>	<b>S68/S69/S70/S71</b>	<b>S72/S73/S74/S75</b>
	<b>SK0,SK1/SK2/SK3</b>	<b>SK4/SK5/SK6/SK7</b>	<b>SL0/SL1/SL2/SL3</b>
<b>ADVENTURER</b>	<b>OYSTER BAY</b>	<b>ISLAND MOSS</b>	<b>LOGANBROOK</b>
<b>BUCKET</b>	586BL STYLE 148797-42-000 *OPT. LEATHER-DRIFTWOOD 142523-04-000	586BL STYLE 148797-35-000 *OPT. LEATHER-DRIFTWOOD 142523-04-000	586BL STYLE 126883-V6-000 *OPT. LEATHER-PUTTY 142523-03-000
<b>DINETTE CUSHIONS</b>	725 PULL THRU - FULL WRAP 148797-45-000	725 PULL THRU - FULL WRAP 148797-34-000	725 PULL THRU - FULL WRAP 126883-V5-000
<b>WRAP</b>	148797-42-000	148797-35-000	126883-V6-000
<b>DINING CHAIRS</b>	(2) REM #C112 DINING CHAIR 148797-42-000	(2) REM #C112 DINING CHAIR 148797-35-000	(2) REM #C112 DINING CHAIR 126883-V6-000
<b>FOLDING CHAIRS</b>	REM #FC200 148797-42-000	REM #FC200 148797-35-000	REM #FC200 126883-V6-000
<b>SOFA</b>	822 REST EASY W/822/826 ARM 148797-45-000 *OPT. LEATHER-DRIFTWOOD 142523-04-000	822 REST EASY W/822/826 ARM 148797-34-000 *OPT. LEATHER-DRIFTWOOD 142523-04-000	822 REST EASY W/822/826 ARM 126883-V5-000 *OPT. LEATHER-PUTTY 142523-03-000
<b>DUAL</b>	DUAL REST EASY W/822 OR 826 148797-45-000 *OPT. LEATHER-DRIFTWOOD 142523-04-000	DUAL REST EASY W/822 OR 826 148797-34-000 *OPT. LEATHER-DRIFTWOOD 142523-04-000	DUAL REST EASY W/822 OR 826 126883-V5-000 *OPT. LEATHER-PUTTY 142523-03-000
<b>J-LOUNGE G38J/G38R ONLY</b>	101-75" J-LOUNGE 148797-45-000 *OPT. LEATHER-DRIFTWOOD 142523-04-000	101-75" J-LOUNGE 148797-34-000 *OPT. LEATHER-DRIFTWOOD 142523-04-000	101-75" J-LOUNGE 126883-V5-000 *OPT. LEATHER-PUTTY 142523-03-000
<b>LOUNGE PILLOW</b>	(2) 17" BARRYMORE STYLE BODY & BUTTON - 148797-42 OVERLAY - 148797-45-000 WELT - 148797-42-000	(2) 17" BARRYMORE STYLE BODY & BUTTON - 148797-35 OVERLAY - 148797-34-000 WELT - 148797-35-000	(2) 17" BARRYMORE STYLE BODY & BUTTON - 126883-V6 OVERLAY - 126883-V5-000 WELT - 126883-V6-000
<b>LOUNGE CHAIR</b>	472 W/FOOTREST 148797-42-000 OPT. *DRIFTWOOD (NO WELT) 142523-04-000	472 W/FOOTREST 148797-35-000 OPT. *DRIFTWOOD (NO WELT) 142523-04-000	472 W/FOOTREST 126883-V6-000 OPT. *PUTTY (NO WELT) 142523-03-000
<b>LOUNGE WINDOWS</b>	DELMONT LAMBREQUIN BODY - 148797-42-000 OVERLAY - 148797-45-000 TRIM - 139041-30-000	DELMONT LAMBREQUIN BODY - 148797-35-000 OVERLAY - 148797-34-000 TRIM - 084415-F2-000	DELMONT LAMBREQUIN BODY - 126883-V6-000 OVERLAY - 126883-V5-000 TRIM - 139041-11-000
<b>FRONT WRAP</b>	PURCHASED PLEATED	PURCHASED PLEATED	PURCHASED PLEATED
<b>DAY/NIGHTER</b>	094911-58/094911-50 PUTTY/WT. DECO	094911-58/094911-50 PUTTY/WT. DECO	094911-56/094911-50 EGGSHELL/WT. DECO

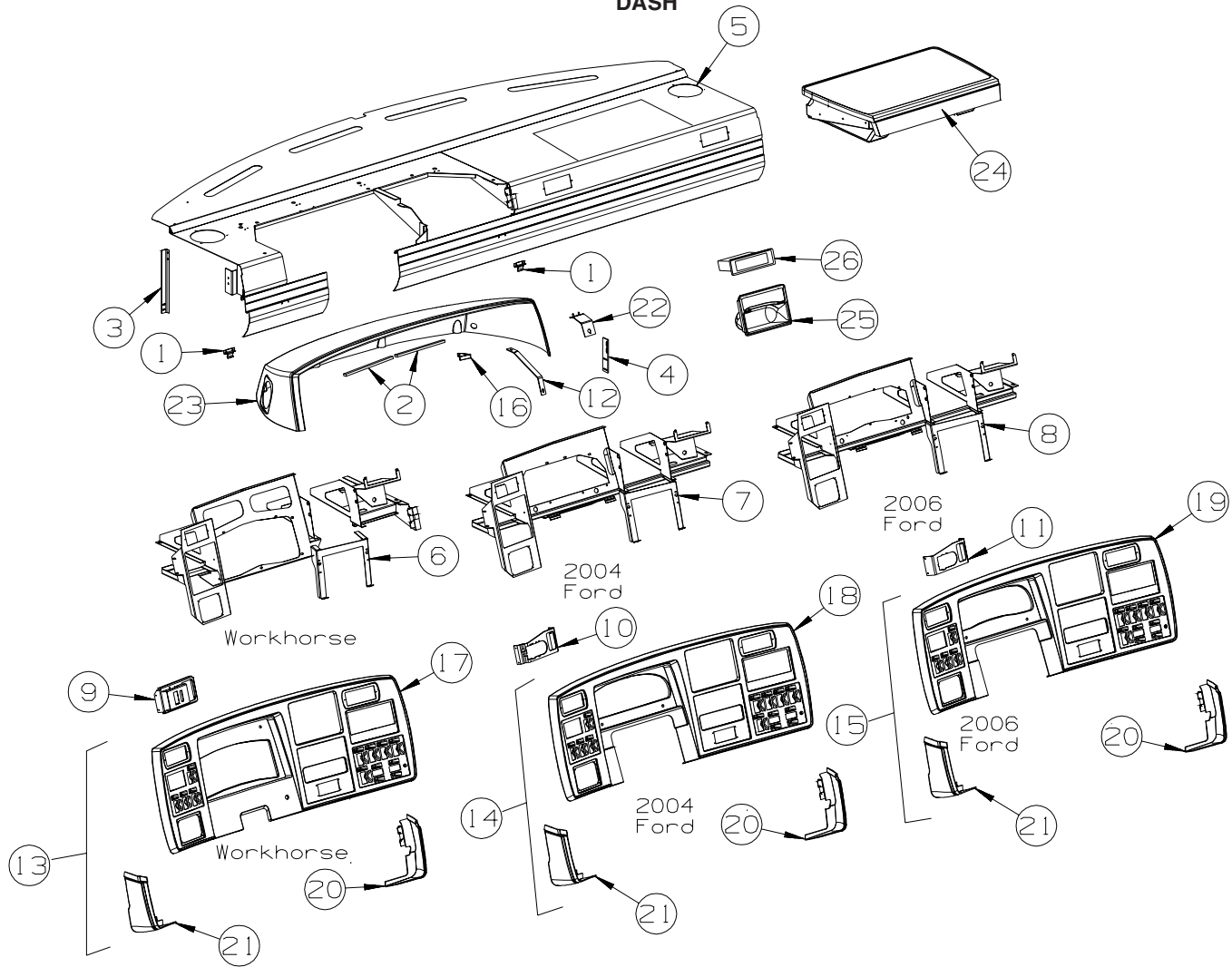


**CURTAIN & CUSHION GROUP (CONTINUED)**  
**FABRICS (CONTINUED)**

<b>2005 FAMILY</b>	<b>S64/S65/S66/S67</b>	<b>S68/S69/S70/S71</b>	<b>S72/S73/S74/S75</b>
<b>ADVENTURER</b>	<b>SK0,SK1/SK2/SK3</b>	<b>SK4/SK5/SK6/SK7</b>	<b>SL0/SL1/SL2/SL3</b>
	<b>OYSTER BAY</b>	<b>ISLAND MOSS</b>	<b>LOGANBROOK</b>
<b>GALLEY BLINDS</b>	C011 BEIGE	C011 BEIGE	386 SNOCAP
<b>BATH WINDOW</b>	MODERATE 137813-E5-000	MODERATE 137813-D9-000	MODERATE 105745-X7-000
<b>BEDROOM WDO TREATMENT</b>	DELMONT STYLE BODY - 148797-42-000 137813-E6-000	DELMONT STYLE BODY & FLUSH LEGS/ 137813-E0-000	DELMONT STYLE BODY & FLUSH LEGS/ 137813-91-000
	RAISED OVERLAY 137813-E5-000 TRIM - 139041-30-000	RAISED OVERLAY 137813-D9-000 TRIM - 084415-F2-000	RAISED OVERLAY 105745-X7-000 TRIM - 139041-11-000
<b>*WHEN NEEDED (small wdo's)</b>	ASHWELL VALANCE BODY - 137813-E5-000 ¼ WELT - 137813-E6-000	ASHWELL VALANCE BODY - 137813-D9-000 ¼ WELT - 137813-E0-000	ASHWELL VALANCE BODY - 105745-X7-000 ¼ WELT - 137813-91-000
<b>BEDCOVER 6" CHANNEL</b>	BEDCAP W/BRAID 137813-E5/139041-30	BEDCAP W/BRAID 137813-D9/084415-F2	BEDCAP W/BRAID 105745-X7/139041-11
<b>SHAMS</b>	DELMONT STYLE 137813-E5/137813-E6 (SEE DRAWING)	DELMONT STYLE 137813-D9/137813-E0 (SEE DRAWING)	DELMONT STYLE 105745-X7/137813-91 (SEE DRAWING)
<b>BED PILLOW</b>	(1) 17" DELMONT STYLE 137813-E5/137813-E6 (SEE DRAWING)	(1) 17" DELMONT STYLE 137813-D9/137813-E0 (SEE DRAWING)	(1) 17" DELMONT STYLE 105745-X7/137813-91 (SEE DRAWING)
<b>HEADBOARD</b>	DELMONT STYLE BODY - 137813-E6-000 OVERLAY - 137813-E5-000 CORD - 139041-30-000	DELMONT STYLE BODY - 137813-E0-000 OVERLAY - 137813-D9-000 CORD - 084415-F2-000	DELMONT STYLE BODY - 137813-91-000 OVERLAY - 105745-X7-000 CORD - 139041-11-000
<b>CARPET</b>	139056-22-000 BURLWOOD	139056-28-000 CAMEL	139056-26-000 SKY BLUE
<b>SLIDE OUT TRIM LOUNGE BEDROOM</b>	148797-42-000 137813-E6-000	148797-35-000 137813-D9-000	126883-V6-000 137813-91-000
<b>CEILING FABRIC</b>	113979-09-01A SOFT GEO	113979-09-01A SOFT GEO	113979-09-01A SOFT GEO

# DRIVERS COMPARTMENT GROUP

## DASH

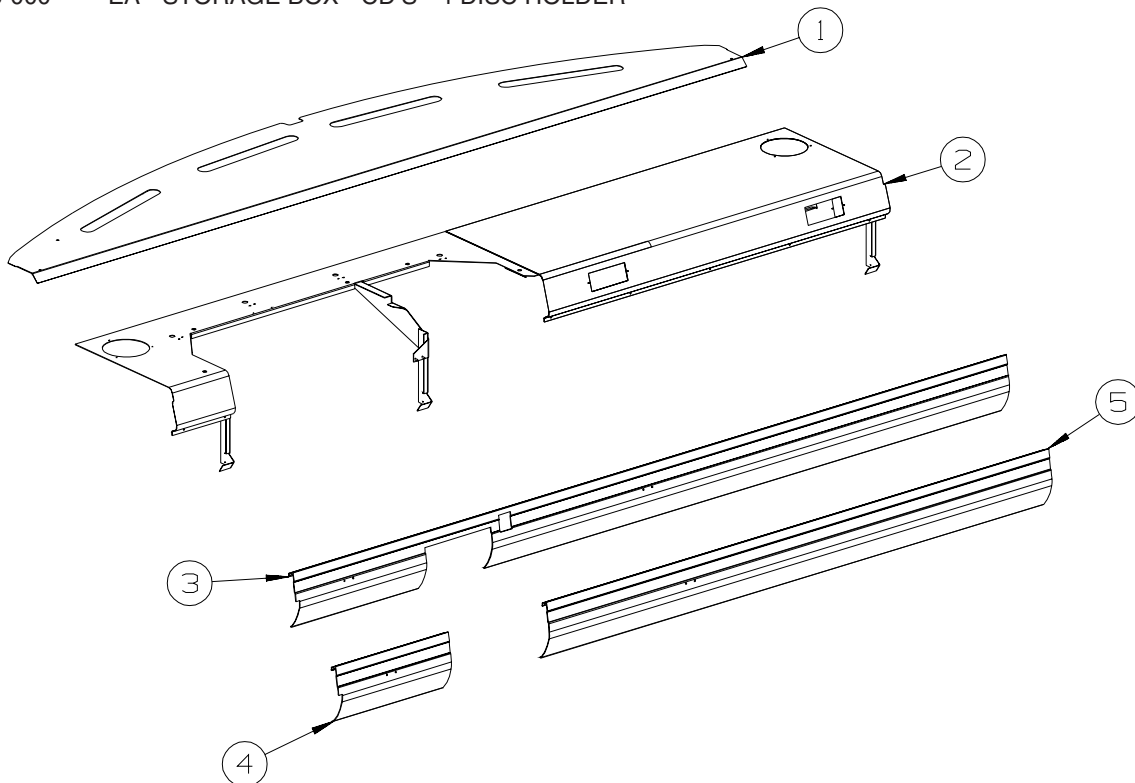


KEY	PART NUMBER	U/M	DESCRIPTION
1	073050-04-000	EA	CLIP/MOUNTING - VALANCE PANEL
2	110530-01-000	FT	SEAL - SPONGE - .31" X .62"
3	128692-01-02B	EA	ANGLE - FORMED, DASH SUPPORT, EC
4	139603-01-02B	EA	STRAP - DASH SUPPORT, CTR , E-CT
5	147887-02-S64	EA	DASH - COMPLETE - CASHMERE - <b>WORKHORSE</b>
5	147887-02-S72	EA	DASH - COMPLETE - RIVERSTONE - <b>WORKHORSE</b>
5	147887-04-S64	EA	DASH - COMPLETE - CASHMERE - <b>FORD</b>
5	147887-04-S72	EA	DASH - COMPLETE - RIVERSTONE - <b>FORD</b>
6	147889-01-02B	EA	REINFORCEMENT ASM - I/P, E-CT - <b>WORKHORSE</b>
7	148947-01-02B	EA	REINFORCEMENT ASM - I/P, E-CT - <b>2004 FORD</b>
8	153469-01-02B	EA	REINFORCEMENT ASM - IP, E-CT - <b>2006 FORD</b>
9	148890-01-02B	EA	MOUNT - HEADLAMP SWITCH - E-COATED - <b>WORKHORSE</b>
10	148855-01-02B	EA	MOUNT - HEADLAMP SWITCH/FACE PLATE - METAL/BLACK - <b>2004 FORD</b>
11	153454-01-02B	EA	MOUNT - HEADLAMP SWITCH/FACE PLATE - METAL/BLACK - <b>2006 FORD</b>
12	148928-01-02B	EA	STRUT - I/P SUPPORT, LH, E-CT
13	149031-01-S64	EA	POD - INSTRUMENT PANEL - CASHMERE - <b>WORKHORSE</b>
13	149031-01-S72	EA	POD - INSTRUMENT PANEL - RIVERSTONE - <b>WORKHORSE</b>
14	149031-02-S64	EA	POD - INSTRUMENT PANEL - CASHMERE - <b>2004 FORD</b>
14	149031-02-S72	EA	POD - INSTRUMENT PANEL - RIVERSTONE - <b>2004 FORD</b>

## DRIVERS COMPARTMENT GROUP (CONTINUED)

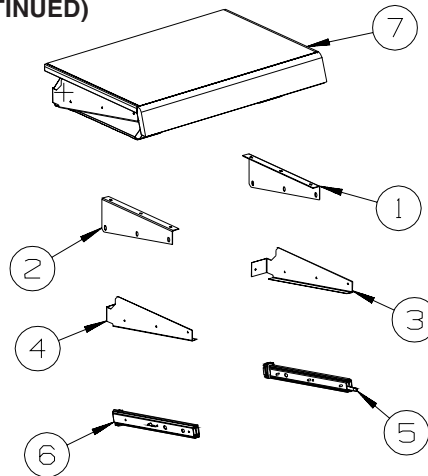
### DASH (CONTINUED)

KEY	PART NUMBER	U/M	DESCRIPTION
15	149031-05-S64	EA	POD - INSTRUMENT PANEL - CASHMERE - 2006 FORD
15	149031-05-S72	EA	POD - INSTRUMENT PANEL - RIVERSTONE - 2006 FORD
16	139427-02-02B	EA	STRAP - MOUNT, BEZEL, E-CT
17	147891-01-02A	EA	BEZEL - INSTRUMENT PANEL - CASHMERE - WORKHORSE
17	147891-01-01A	EA	BEZEL - INSTRUMENT PANEL - RIVERSTONE - WORKHORSE
18	147891-02-02A	EA	BEZEL - INSTRUMENT PANEL - FORD - CASHMERE - 2004 FORD
18	147891-02-01A	EA	BEZEL - INSTRUMENT PANEL - FORD - RIVERSTONE - 2004 FORD
19	147891-05-02A	EA	BEZEL - INSTRUMENT PANEL - FORD - CASHMERE - 2006 FORD
19	147891-05-01A	EA	BEZEL - INSTRUMENT PANEL - FORD - RIVERSTONE - 2006 FORD
20	148252-01-20A	EA	POD - INSTRUMENT PANEL - LOWER/RIGHT HAND - CASHMERE
20	148252-01-19A	EA	POD - INSTRUMENT PANEL - LOWER/RIGHT HAND - RIVERSTONE
21	148253-01-20A	EA	POD - INSTRUMENT PANEL - LOWER/LEFT HAND - CASHMERE
21	148253-01-19A	EA	POD - INSTRUMENT PANEL - LOWER/LEFT HAND - RIVERSTONE
22	149143-01-02B	EA	SUPPORT - PARK BRAKE SW
23	147890-02-20A	EA	POD - INSTRUMENT PANEL - CASHMERE
23	147890-02-19A	EA	POD - INSTRUMENT PANEL - RIVERSTONE
23	147890-01-20A	EA	POD - INSTRUMENT PANEL - CASHMERE - MAPPING SYSTEM
23	147890-01-19A	EA	POD - INSTRUMENT PANEL - RIVERSTONE - MAPPING SYSTEM
24	135298-03-S64	EA	TABLE COMPLETE - WORKSTATION
	106569-09-07A	EA	VINYL - LAMINATE - 1/4" X 25" X 100" - SANDSTONE
25	111350-01-20A	EA	POCKET - INSTRUMENT PANEL - UPPER - CASHMERE
25	111350-01-19A	EA	POCKET - INSTRUMENT PANEL - UPPER - RIVERSTONE
26	096776-03-000	EA	STORAGE BOX - CD'S - 4 DISC HOLDER



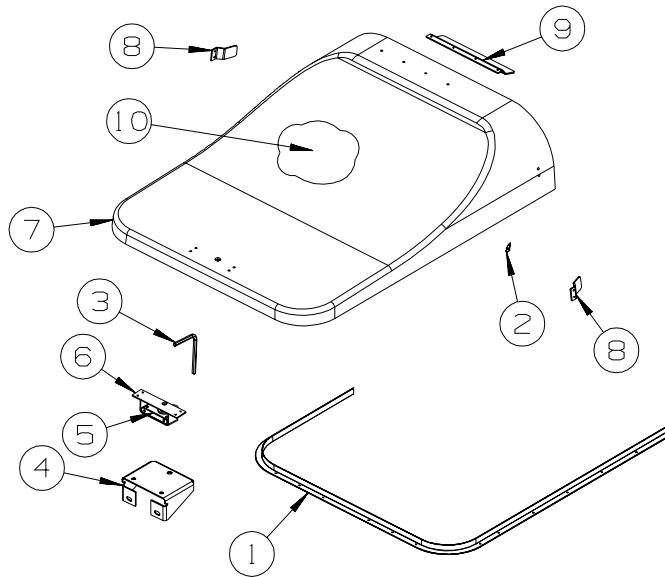
KEY	PART NUMBER	U/M	DESCRIPTION
1	132126-02-02B	EA	PANEL - DASH TOP - E-COATED
	106569-11-05A	EA	VINYL - LAMINATE - 1/4" X 25" X 100" - ALLANTE DOESKIN
2	147888-02-02B	EA	DASH ASM
	106569-11-05A	EA	VINYL - LAMINATE - 1/4" X 25" X 100" - ALLANTE DOESKIN
3	148214-01-02A	EA	TRIM - DASH/LOWER - WORKHORSE - CASHMERE - WORKHORSE
3	148214-01-01A	EA	TRIM - DASH/LOWER - WORKHORSE - RIVERSTONE - WORKHORSE
4	148214-02-02A	EA	TRIM - DASH/LOWER LEFT - FORD - CASHMERE - FORD
4	148214-02-01A	EA	TRIM - DASH/LOWER LEFT - FORD - RIVERSTONE - FORD
5	148214-03-02A	EA	TRIM - DASH/LOWER RIGHT - FORD - CASHMERE - FORD
5	148214-03-01A	EA	TRIM - DASH/LOWER RIGHT - FORD - RIVERSTONE - FORD

**DRIVERS COMPARTMENT GROUP (CONTINUED)**  
**DASH (CONTINUED)**



**WORKSTATION**

KEY	PART NUMBER	U/M	DESCRIPTION
1	135132-03-02B	EA	ANGLE-SLIDE,RH
2	135132-04-02B	EA	ANGLE-SLIDE,LH
3	135228-01-02B	EA	ANGLE - SLIDE - TRAY/RIGHT HAND - E-COATED
4	135228-02-02B	EA	ANGLE - SLIDE - TRAY/LEFT HAND - E-COATED
5	135314-01-01A	EA	SLIDE - DASH WORK STATION - RIGHT HAND
6	135314-02-01A	EA	SLIDE - DASH WORK STATION - LEFT HAND
7	135122-03-S64	EA	TABLE TOP - PULLOUT/WORKSTATION

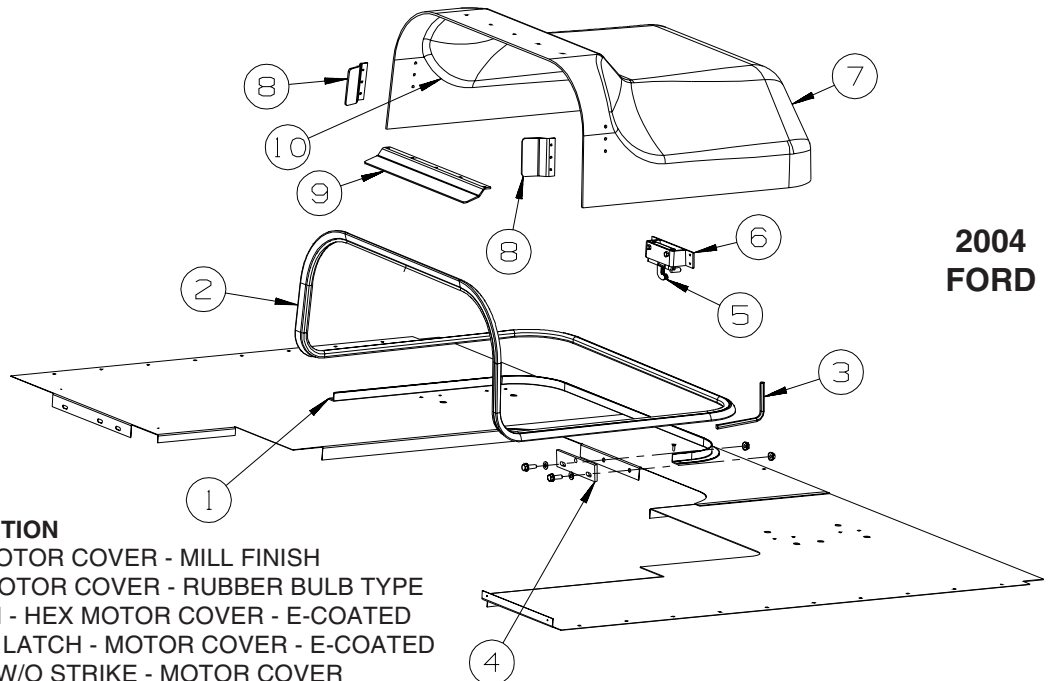


**WORKHORSE**

**MOTOR COVER**

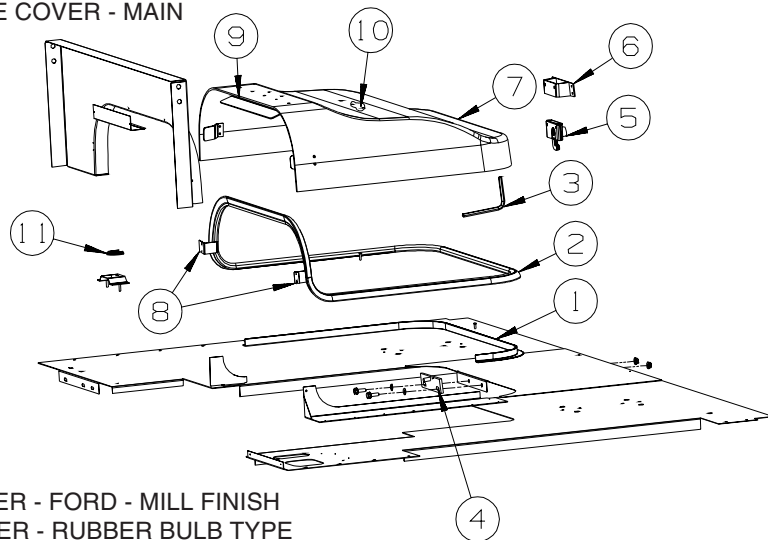
KEY	PART NUMBER	U/M	DESCRIPTION
1	137332-01-01A	EA	TRIM - MOTOR COVER
2	039623-01-000	FT	SEAL - MOTOR COVER - RUBBER BULB TYPE
3	116833-01-02B	EA	WRENCH - HEX MOTOR COVER - E-COATED
4	137305-02-02B	EA	BRACKET - STRIKE SUPPORT - E-COATED
5	116581-01-000	EA	LATCH - W/O STRIKE - MOTOR COVER
6	115850-01-02B	EA	RETAINER - LATCH - MOTOR COVER - RIGHT HAND - E-COATED
7	137097-02-S64	EA	COVER ASM - MOTOR W W/CARPET (S64, S65, S66, S67, SK0, SK1, SK2, SK3)
7	137097-02-S68	EA	COVER ASM - MOTOR W W/CARPET (S68, S69, S70, S71, SK4, SK5, SK6, SK7)
7	137097-02-P49	EA	COVER ASM - MOTOR W W/CARPET(S72, S73, S74, S75, SL0, SL1, SL2, SL3)
	137096-01-01A	EA	COVER - MOTOR - W/O CARPET
8	115855-04-02B	EA	RETAINER - MOTOR COVER/SIDE - E-COATD
9	115855-03-02B	EA	RETAINER - MOTOR COVER/TOP - E-COATED
10	134497-01-000	SF	FOIL/ALUMINUM - REINFORCED
	140168-01-000	EA	INSULATION/ENGINE COVER

**DRIVERS COMPARTMENT GROUP (CONTINUED)**  
**MOTOR COVER (CONTINUED)**



**2004  
FORD**

KEY	PART NUMBER	U/M	DESCRIPTION
1	115860-05-01A	EA	TRIM - MOTOR COVER - MILL FINISH
2	039623-01-000	FT	SEAL - MOTOR COVER - RUBBER BULB TYPE
3	116833-01-02B	EA	WRENCH - HEX MOTOR COVER - E-COATED
4	115852-01-02B	EA	STRIKE - LATCH - MOTOR COVER - E-COATED
5	116581-01-000	EA	LATCH - W/O STRIKE - MOTOR COVER
6	115850-01-02B	EA	RETAINER - LATCH - MOTOR COVER - RIGHT HAND - E-COATED
7	129414-04-S64	EA	COVER - MOTOR - W/CARPET (S64, S65, S66, S67, SK0, SK1, SK2, SK3)
7	129414-04-S68	EA	COVER - MOTOR - W/CARPET (S68, S69, S70, S71, SK4, SK5, SK6, SK7)
7	129414-04-S72	EA	COVER - MOTOR - W/CARPET (S72, S73, S74, S75, SL0, SL1, SL2, SL3)
	129099-04-01A	EA	COVER - MOTOR - W/O CARPET
8	115855-02-02B	EA	RETAINER - MOTOR COVER/SIDE - E-COATED
9	115855-01-02B	EA	RETAINER - MOTOR COVER/TOP - E-COATED
10	134497-01-000	SF	FOIL/ALUMINUM - REINFORCED
	134455-01-000	EA	INSULATION/ENGINE COVER - MAIN
	134455-02-000	EA	INSULATION/ENGINE COVER - FRONT
	134455-03-000	EA	INSULATION/ENGINE COVER - MAIN

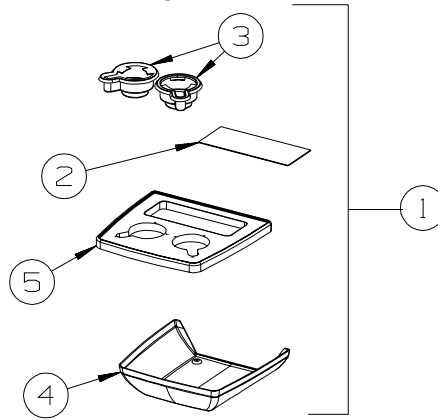


**2006  
FORD**

KEY	PART NUMBER	U/M	DESCRIPTION
1	115860-06-01A	EA	TRIM - MOTOR COVER - FORD - MILL FINISH
2	039623-01-000	FT	SEAL - MOTOR COVER - RUBBER BULB TYPE
3	116833-01-02B	EA	WRENCH - HEX MOTOR COVER - E-COATED
4	115852-01-02B	EA	STRIKE - LATCH - MOTOR COVER - E-COATED
5	116581-01-000	EA	LATCH - W/O STRIKE - MOTOR COVER
6	115850-01-02B	EA	RETAINER - LATCH - MOTOR COVER - RIGHT HAND - E-COATED
7	153971-01-T53	EA	COVER - MOTOR - W/CARPET (S64, S65, S66, S67, SK0, SK1, SK2, SK3)
7	153971-01-S68	EA	COVER - MOTOR - W/CARPET (S68, S69, S70, S71, SK4, SK5, SK6, SK7)
7	153971-01-T55	EA	COVER - MOTOR - W/CARPET (S72, S73, S74, S75, SL0, SL1, SL2, SL3)
	153970-01-01A	EA	COVER - MOTOR - W/O CARPET - FORD
8	115855-04-02B	EA	RETAINER - MOTOR COVER/SIDE - E-COATED
9	115855-01-02B	EA	RETAINER - MOTOR COVER/TOP - E-COATED
10	134497-01-000	SF	FOIL/ALUMINUM - REINFORCED
11	143798-01-01A	EA	CATCH - FLOOR TO TABLE LEG - BRIGHT WHITE

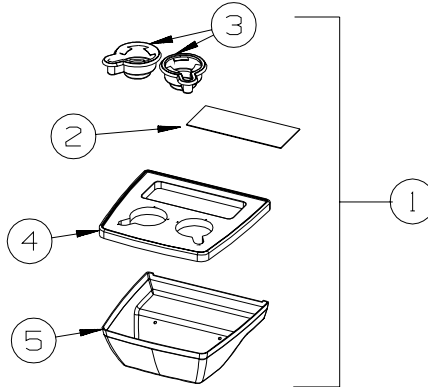
## DRIVERS COMPARTMENT GROUP (CONTINUED)

### BEVERAGE TRAY



**WORKHORSE**

KEY	PART NUMBER	U/M	DESCRIPTION
1	148922-01-S64	EA	TRAY - BEVERAGE - W/CONVENIENCE TRAY - CASHMERE
1	148922-01-S72	EA	TRAY - BEVERAGE - W/CONVENIENCE TRAY - RIVERSTONE
2	122717-11-01A	EA	PAD - NON-SKID - PSA - 4.5" X 11"
3	133831-01-01A	EA	HOLDER - CUP W/THREE CENTERLINE RUBBER FINGERS
4	148818-01-19A	EA	COVER - BEVERAGE TRAY - BOTTOM - RIVERSTONE
4	148818-01-20A	EA	COVER - BEVERAGE TRAY - BOTTOM - CASHMERE
5	148918-01-01A	EA	TRAY - BEVERAGE CENTER - SANDSTONE

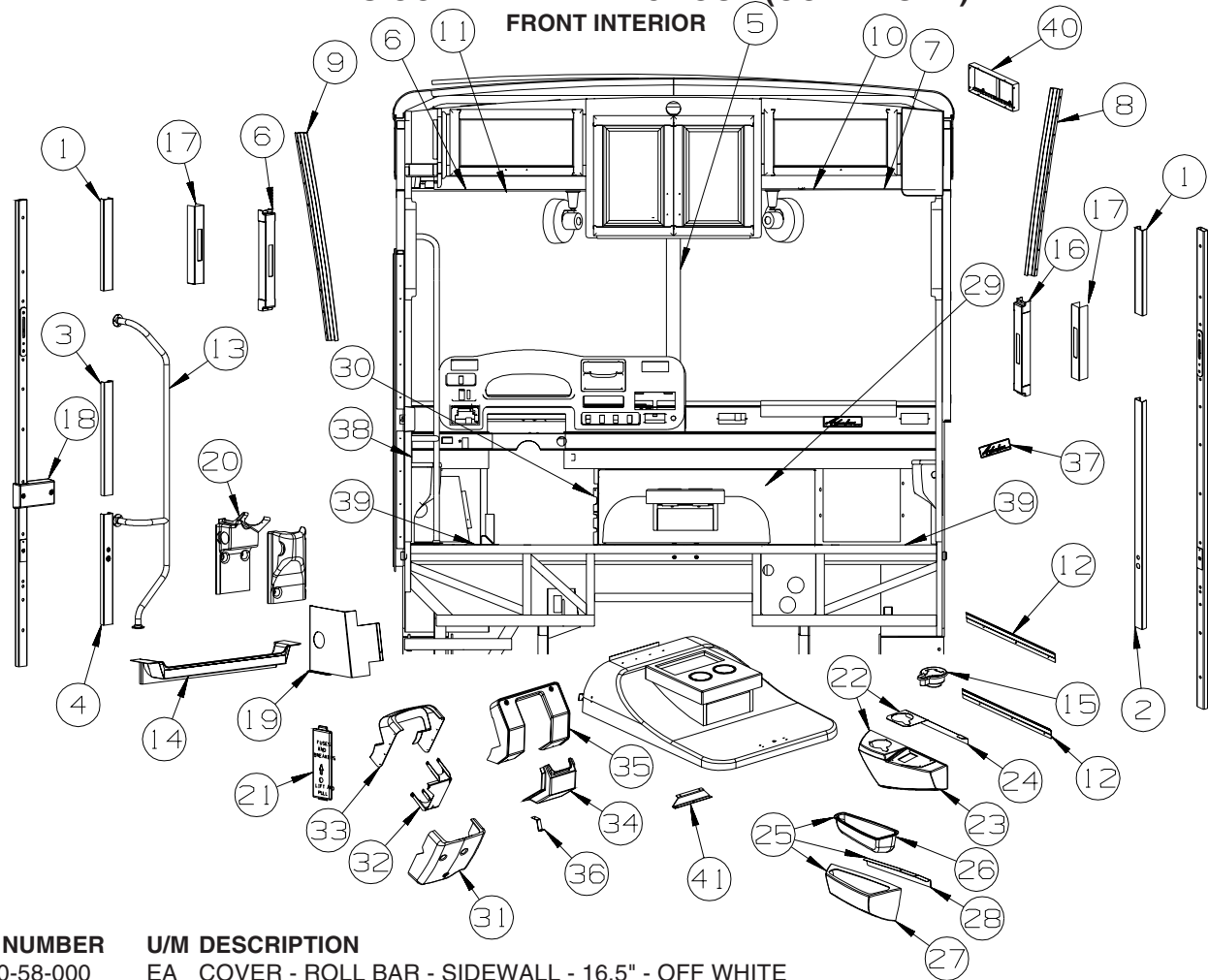


**FORD**

KEY	PART NUMBER	U/M	DESCRIPTION
1	149301-01-T77	EA	TRAY - BEVERAGE - W/CONVENIENCE TRAY - RIVERSTONE
1	149301-01-T81	EA	TRAY - BEVERAGE - W/CONVENIENCE TRAY - CASHMERE
2	122717-11-01A	EA	PAD - NON-SKID - PSA - 4.5" X 11"
3	133831-01-01A	EA	HOLDER - CUP W/THREE CENTERLINE RUBBER FINGERS
4	148918-01-02A	EA	TRAY - BEVERAGE CENTER - BEIGE SPECKLE
5	149256-01-19A	EA	COVER - BEVERAGE TRAY BOTTOM - RIVERSTONE
5	149256-01-20A	EA	COVER - BEVERAGE TRAY BOTTOM - CASHMERE



# DRIVERS COMPARTMENT GROUP (CONTINUED)

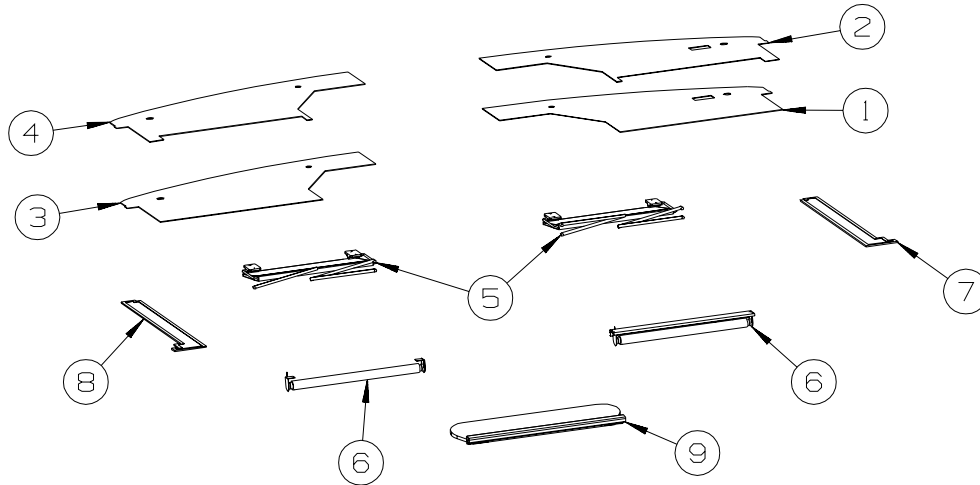


KEY	PART NUMBER	U/M	DESCRIPTION
1	024700-58-000	EA	COVER - ROLL BAR - SIDEWALL - 16.5" - OFF WHITE
2	024700-59-000	EA	COVER - ROLL BAR - SIDEWALL - 44.1" - OFF WHITE
3	024700-66-000	EA	COVER - ROLL BAR - SIDEWALL - 20.6" - OFF WHITE
4	024700-67-000	EA	COVER - ROLL BAR - SIDEWALL - 20.1" - OFF WHITE
5	118452-04-03A	EA	TRIM - WINDSHIELD - CENTER - GLACIER
6	118453-03-03A	EA	TRIM - WINDSHIELD - INNER/TOP/PASSENGER - GLACIER
7	118453-04-03A	EA	TRIM - WINDSHIELD - INNER/TOP/DRIVER - GLACIER
8	125508-01-03A	EA	TRIM - A-PILLAR - PASSENGER/INTERIOR - GLACIER
9	125508-02-03A	EA	TRIM - A-PILLAR - DRIVER/INTERIOR - GLACIER
10	126456-03-04A	EA	TRACK/WRAPAROUND - PASSENGER - GLACIER
11	126456-04-04A	EA	TRACK/WRAPAROUND - DRIVER - GLACIER
12	130034-08-02B	EA	CLIP - TRIM - E-COATED
13	131058-04-02A	EA	HAND RAIL - INTERIOR CAB DOOR - BLACK
14	131849-01-20A	EA	TRIM/STEP - DRIVER DOOR - CASHMERE
14	131849-01-19A	EA	TRIM/STEP - DRIVER DOOR - RIVERSTONE
	102569-02-000	EA	MAT - ANTI SLIP - LOWER
15	133831-01-01A	EA	HOLDER - CUP W/THREE CENTERLINE RUBBER FINGERS
16	140151-01-01A	EA	COVER - SEAT BELT - OFF WHITE
17	140151-03-01A	EA	COVER - SEAT BELT SLIDE - BLACK
	140151-02-01A	EA	COVER - SCREW - OFF WHITE
18	141072-01-01A	EA	COVER - BRACKET/LATCH - OFF WHITE
19	148824-01-20A	EA	PANEL/TRIM - FUSE PANEL/LEFT HAND - CASHMERE
19	148824-01-19A	EA	PANEL/TRIM - FUSE PANEL/LEFT HAND - RIVERSTONE
20	148825-01-20A	EA	PANEL/TRIM - UNDER DASH/LEFT HAND - CASHMERE
20	148825-01-19A	EA	PANEL/TRIM - UNDER DASH/LEFT HAND - RIVERSTONE
21	148826-01-20A	EA	PANEL/DOOR - FUSE PANEL/LEFT HAND - CASHMERE
21	148826-01-19A	EA	PANEL/DOOR - FUSE PANEL/LEFT HAND - RIVERSTONE
22	148829-01-S64	EA	PANEL - PASSENGER SIDE/UPPER - CASHMERE
22	148829-01-S72	EA	PANEL - PASSENGER SIDE/UPPER - RIVERSTONE
23	148830-01-20A	EA	PANEL - PASSENGER SIDE - UPPER - CASHMERE
23	148830-01-19A	EA	PANEL - PASSENGER SIDE - UPPER - RIVERSTONE
24	149218-01-02B	EA	BRACKET - MOUNTING - CUPHOLDER - E-COATED



**DRIVERS COMPARTMENT GROUP (CONTINUED)**  
**FRONT INTERIOR (CONTINUED)**

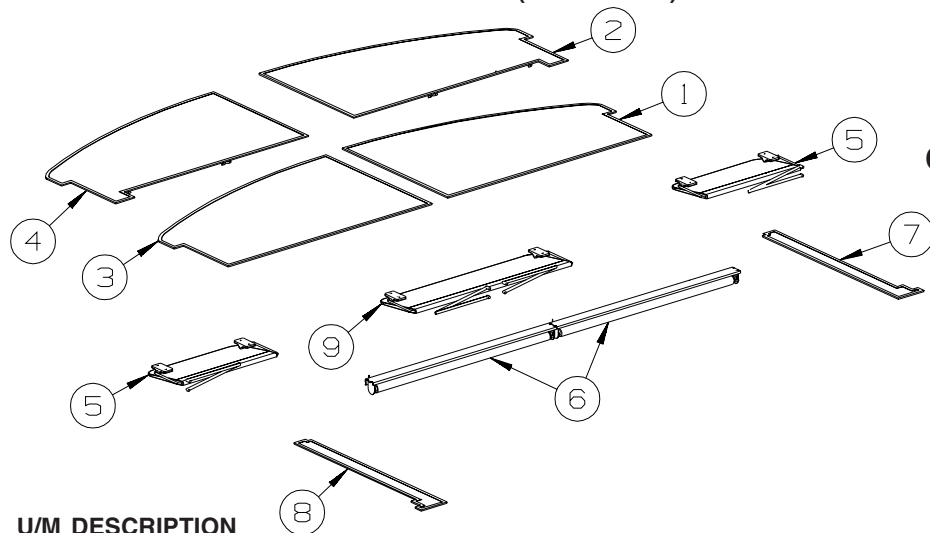
KEY	PART NUMBER	U/M	DESCRIPTION
25	148831-01-S64	EA	PANEL - PASSENGER SIDE/LOWER - CASHMERE
25	148831-01-S72	EA	PANEL - PASSENGER SIDE/LOWER - RIVERSTONE
26	148828-01-20A	EA	POCKET/STORAGE - PASSENGER SIDE - CASHMERE
26	148828-01-19A	EA	POCKET/STORAGE - PASSENGER SIDE - RIVERSTONE
27	148832-01-20A	EA	PANEL - PASSENGER SIDE - LOWER - CASHMERE
27	148832-01-19A	EA	PANEL - PASSENGER SIDE - LOWER - RIVERSTONE
28	149229-01-02B	EA	BRACKET - PANEL MOUNTING - E-COATED
29	140168-10-000	EA	INSULATION-CAB,RAD CVR,MAIN - <b>WORKHORSE</b>
29	134455-03-000	EA	INSULATION/RADIATOR COVER - MAIN - <b>FORD 2004 CHASSIS</b>
29	140168-02-000	EA	INSULATION/RADIATOR COVER - MAIN - <b>FORD 2006 CHASSIS</b>
30	134455-04-000	EA	INSULATION/RADIATOR COVER - LEFT HAND
31	148763-01-20A	EA	COVER - STEERING COLUMN - LOWER - CASHMERE - <b>WORKHORSE</b>
31	148763-01-19A	EA	COVER - STEERING COLUMN - LOWER - RIVERSTONE - <b>WORKHORSE</b>
32	148806-01-02B	EA	MOUNT ASM-STEERING COVE, E-CT - <b>WORKHORSE</b>
33	150784-01-20A	EA	COVER - STEERING COLUMN - UPPER - CASHMERE - <b>WORKHORSE</b>
33	150784-01-19A	EA	COVER - STEERING COLUMN - UPPER - RIVERSTONE - <b>WORKHORSE</b>
34	125795-01-20A	EA	COVER - STEERING COLUMN/LOWER - CASHMERE - <b>FORD</b>
34	125795-01-19A	EA	COVER - STEERING COLUMN/LOWER - RIVERSTONE - <b>FORD</b>
35	148815-01-20A	EA	COVER - STEERING COLUMN - LOWER - CASHMERE - <b>FORD</b>
35	148815-01-19A	EA	COVER - STEERING COLUMN - LOWER - RIVERSTONE - <b>FORD</b>
36	149107-01-01B	EA	SUPPORT-COVER, STRG, LWR , MILL - <b>FORD</b>
37	149510-01-01A	EA	APPLIQUE - LOWER DASH - DARK RIVERSTONE
38	149510-02-01A	EA	APPLIQUE - LOWER DASH - DARK RIVERSTONE
39	105924-01-S64	EA	MAT/FLOOR - 18" X 27" (S64, S65, S66, S67, SK0, SK1, SK2, SK3)
39	105924-01-S68	EA	MAT/FLOOR - 18" X 27" (S68, S69, S70, S71, SK4, SK5, SK6, SK7)
39	105924-01-S72	EA	MAT/FLOOR - 18" X 27" (S72, S73, S74, S75, SL0, SL1, SL2, SL3)
40	135717-01-01A	EA	HOLDER - CD STORAGE - 5.2" X 12.6" - BLACK - <b>FRONT 24" COLOR TV</b>
41	155496-01-02B	EA	BRACKET - BEVERAGE TRAY - E-COATED - <b>2006 FORD</b>



**OVERHEAD PANELS  
W/FRONT TV**

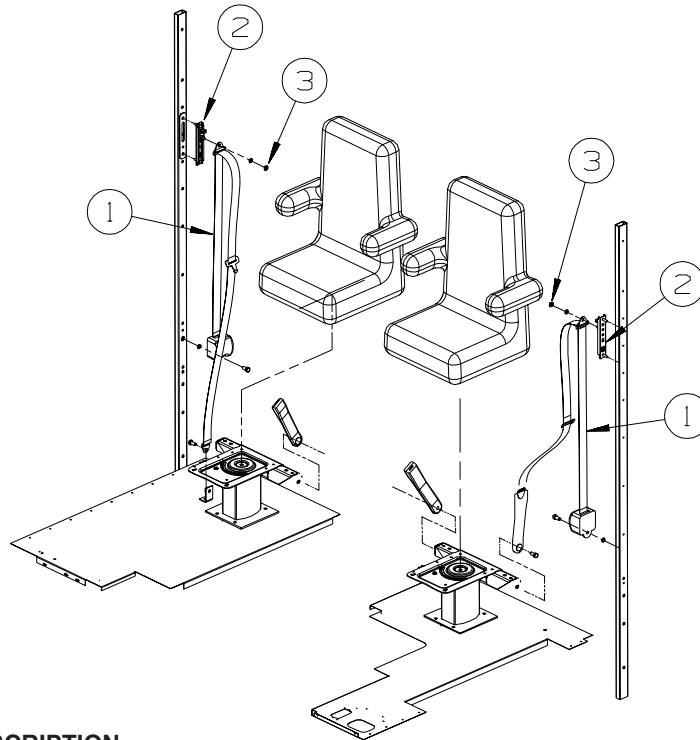
KEY	PART NUMBER	U/M	DESCRIPTION
1	126440-21-R38	EA	PANEL - OVERHEAD/FRONT/BOTTOM/PASSENGER - VINYL COVERED
2	126440-19-R38	EA	PANEL - OVERHEAD/FRONT/BOTTOM/PASSENGER - VINYL COVERED - <b>POWERED SUNVISORS</b>
3	126440-22-R38	EA	PANEL - OVERHEAD/FRONT/BOTTOM/DRIVER - VINYL COVERED
4	126440-20-R38	EA	PANEL - OVERHEAD/FRONT/BOTTOM/DRIVER - VINYL COVERED - <b>POWERED SUNVISORS</b>
5	123298-04-05A	EA	SUNVISOR - 10.5" X 21" - DRIVER/PASSENGER - GLACIER
6	142380-01-01A	EA	SHADE - POWER - 25.7" - <b>POWERED SUNVISORS</b>
7	144648-01-R38	EA	PANEL - OVERHEAD/FRONT/RIGHT HAND
8	144648-02-R38	EA	PANEL - OVERHEAD/FRONT/LEFT HAND
9	123298-05-01A	EA	SUNVISOR - 8" X 30" - GLACIER

**DRIVERS COMPARTMENT GROUP (CONTINUED)**  
**FRONT INTERIOR (CONTINUED)**



**OVERHEAD PANELS  
W/O FRONT TV**

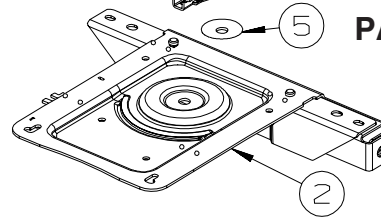
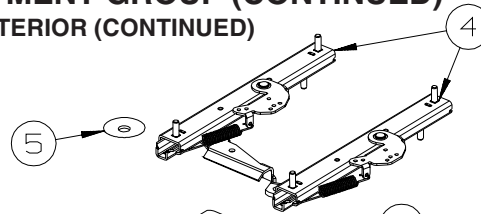
KEY	PART NUMBER	U/M	DESCRIPTION
1	126440-25-R38	EA	PANEL - OVERHEAD/FRONT/BOTTOM/RIGHT HAND
2	126440-23-R38	EA	PANEL - OVERHEAD/FRONT/BOTTOM/RIGHT HAND - <b>POWERED SUNVISORS</b>
3	126440-26-R38	EA	PANEL - OVERHEAD/FRONT/BOTTOM/LEFT HAND
4	126440-24-R38	EA	PANEL - OVERHEAD/FRONT/BOTTOM/LEFT HAND - <b>POWERED SUNVISORS</b>
5	123298-04-05A	EA	SUNVISOR - 10.5" X 21" - DRIVER/PASSENGER - GLACIER
6	142380-02-01A	EA	SHADE - POWER - 41.2" - <b>POWERED SUNVISORS</b>
7	144648-01-R38	EA	PANEL - OVERHEAD/FRONT/RIGHT HAND
8	144648-02-R38	EA	PANEL - OVERHEAD/FRONT/LEFT HAND
9	123298-06-01A	EA	SUNVISOR - 10.5" X 35" - GLACIER



KEY	PART NUMBER	U/M	DESCRIPTION
1*	091990-08-01A	EA	SEAT BELT - 3 POINT - .766" DIAMETER HOLE IN D-LOOP BRKT
2	127598-01-01A	EA	ADJUSTER - SEATBELT - D-LOOP
3	127598-02-000	EA	NUT - HEX FLANGE - M10 X 1.5 - CLASS 10

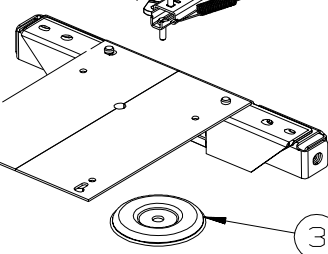
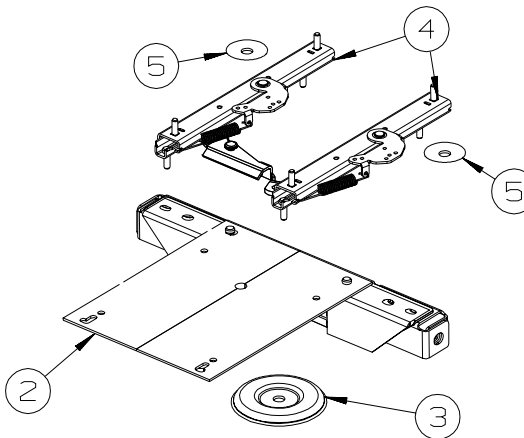
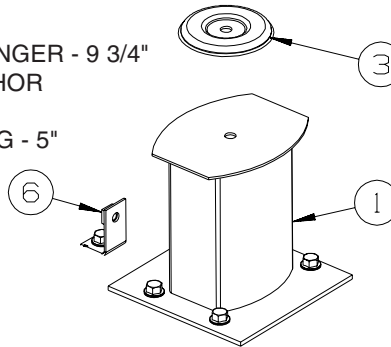
**\*COMPONENT PARTS LISTED LATER IN THIS GROUP**

**DRIVERS COMPARTMENT GROUP (CONTINUED)**  
**FRONT INTERIOR (CONTINUED)**



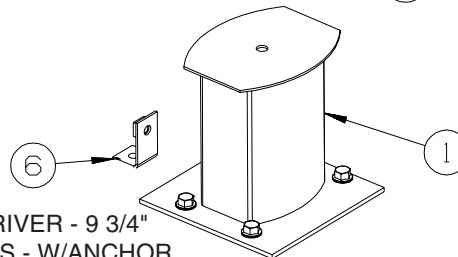
**PASSENGER MANUAL**

KEY	PART NUMBER	U/M	DESCRIPTION
1	133408-01-000	EA	PEDESTAL - SEAT - DRIVER/PASSENGER - 9 3/4"
2	133408-20-000	EA	TOP PLATE - PASSENGER - W/ANCHOR
3	107921-06-000	EA	BEARING KIT - PEDESTAL
4	131566-04-000	EA	SLIDE/SEAT - HEAVY DUTY LOCKING - 5"
	119952-07-000	EA	WIRE - LATCH RELEASE/ROTARY
5	131566-05-000	EA	WASHER - SLIDE SPACER
6	133408-04-000	EA	BRACKET - ANCHOR/FLOOR

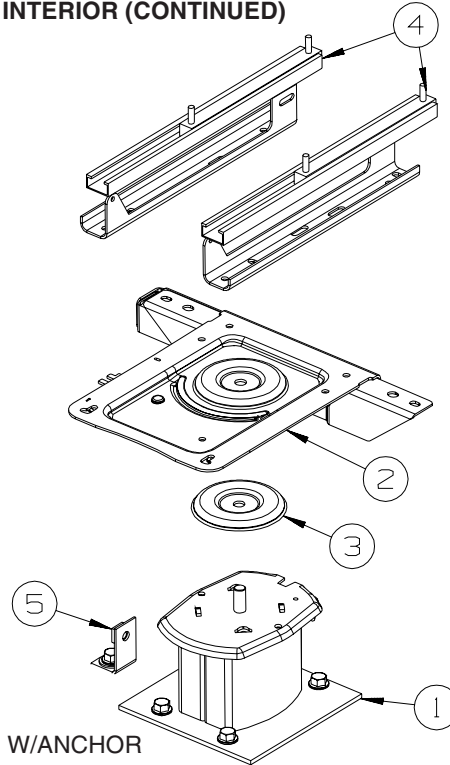


**DRIVER MAUAL**

KEY	PART NUMBER	U/M	DESCRIPTION
1	133408-01-000	EA	PEDESTAL - SEAT/DRIVER - 9 3/4"
2	133408-19-000	EA	TOP PLATE - DRIVERS - W/ANCHOR
3	107921-06-000	EA	BEARING KIT - PEDESTAL
4	131566-04-000	EA	SLIDE/SEAT - HEAVY DUTY LOCKING - 5"
	119952-07-000	EA	WIRE - LATCH RELEASE/ROTARY
5	131566-05-000	EA	WASHER - SLIDE SPACER
6	133408-04-000	EA	BRACKET - ANCHOR/FLOOR

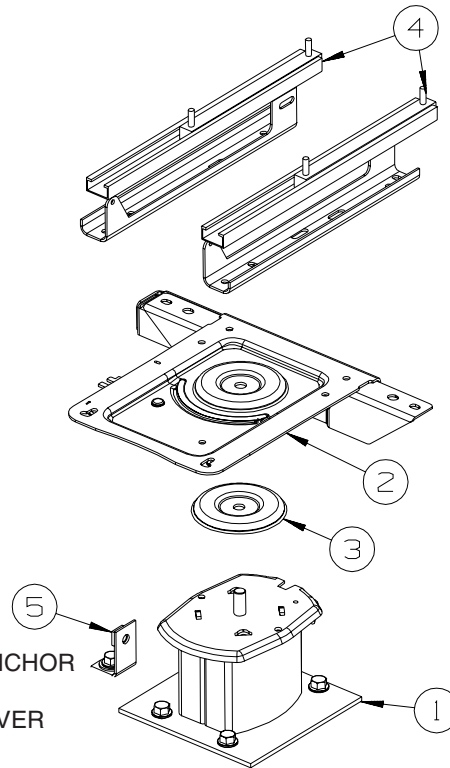


**DRIVERS COMPARTMENT GROUP (CONTINUED)**  
**FRONT INTERIOR (CONTINUED)**



**PASSENGER POWERED**

KEY	PART NUMBER	U/M	DESCRIPTION
1	133408-05-000	EA	PEDESTAL - SEAT - 5.75"
2	133408-20-000	EA	TOP PLATE - PASSENGER - W/ANCHOR
3	107921-06-000	EA	BEARING KIT - PEDESTAL
4	147767-02-000	EA	SEAT - POWER - 6-WAY - PASSENGER
5	133408-04-000	EA	BRACKET - ANCHOR/FLOOR



**DRIVER POWERED**

KEY	PART NUMBER	U/M	DESCRIPTION
1	133408-05-000	EA	PEDESTAL - SEAT - 5.75"
2	133408-19-000	EA	TOP PLATE - DRIVERS - W/ANCHOR
3	107921-06-000	EA	BEARING KIT - PEDESTAL
4	147767-01-000	EA	SEAT - POWER - 6-WAY - DRIVER
5	133408-04-000	EA	BRACKET - ANCHOR/FLOOR

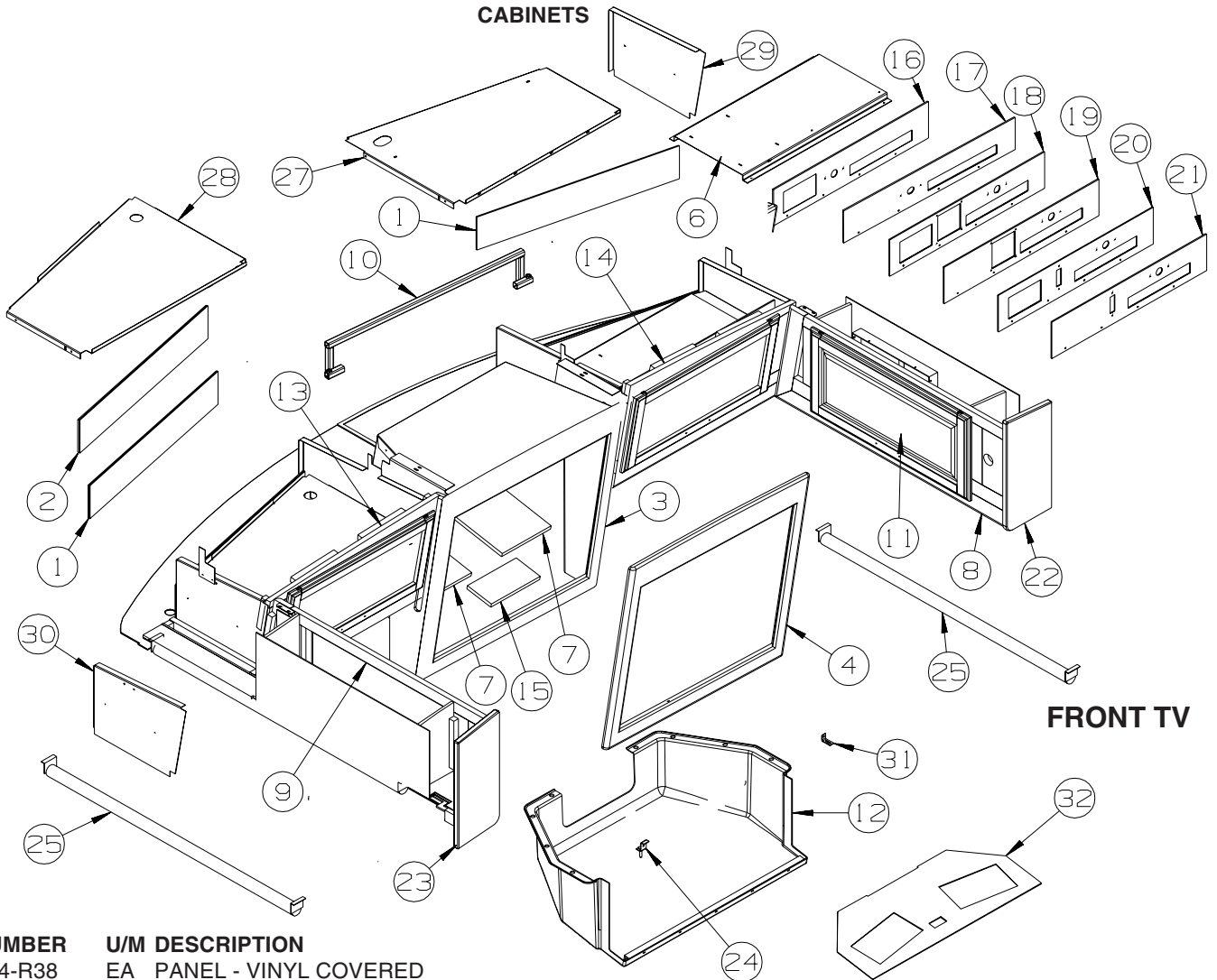
**COMPONENT PARTS FOR FRONT INTERIOR**

**091990-08-01A**

KEY	PART NUMBER	U/M	DESCRIPTION	VENDOR NO.
	091990-01-701	EA	EXTENDER 9" FOR A8408 3 PT	I-1331-02
	091990-01-703	EA	RECEIVER/FEMALE END-SEATBELT	I-1159-02
	091990-05-700	EA	SLEEVE/BUCKLE COVER-PLASTIC	209S-2
	091990-05-701	EA	CAP/COVER - BOLT HOLE COVER	209SC-02
	091990-05-702	EA	SLEEVE/RETRACTABLE COVER	309C-02

# DRIVERS COMPARTMENT GROUP (CONTINUED)

## CABINETS



FRONT TV

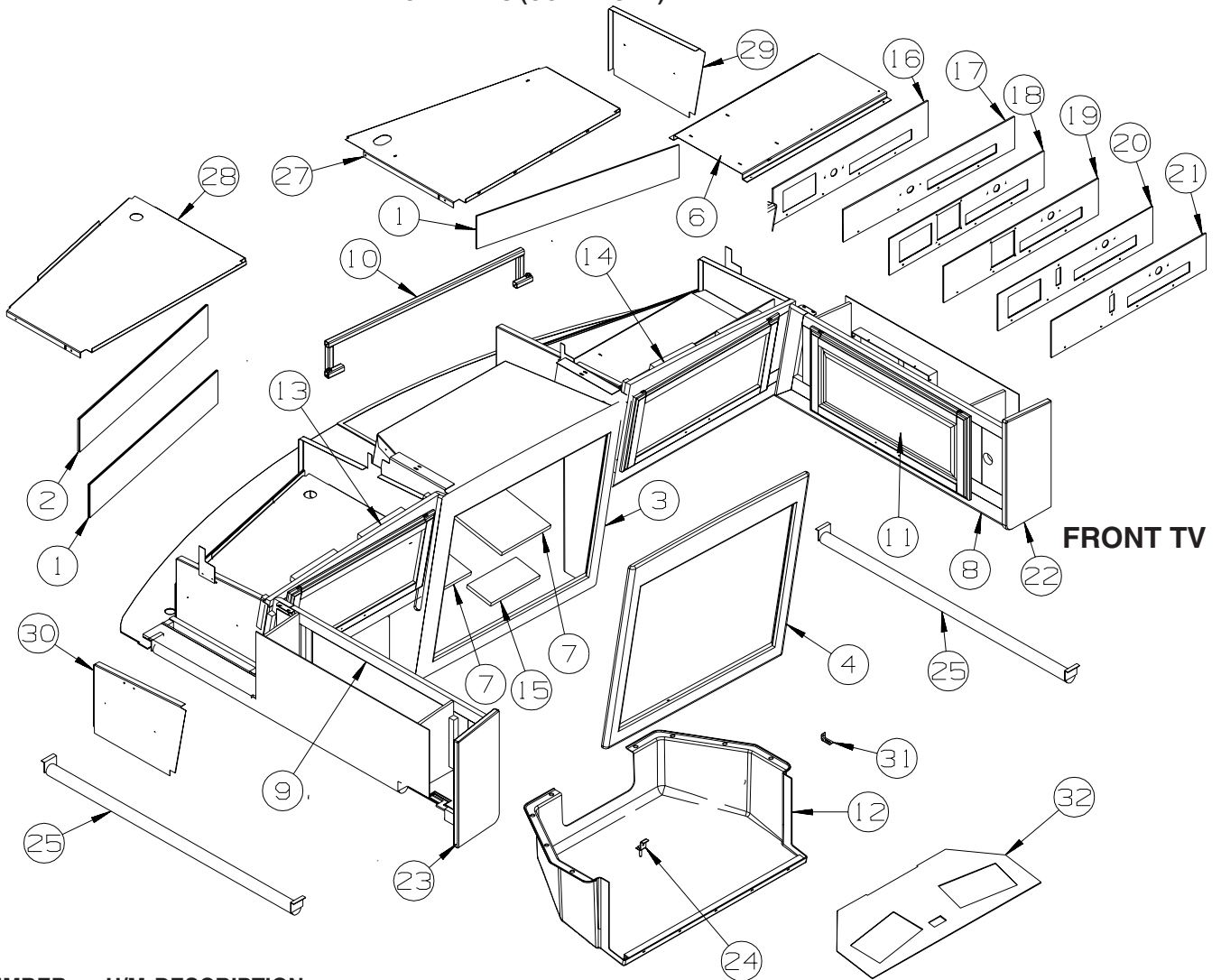
KEY	PART NUMBER	U/M	DESCRIPTION
1	132909-04-R38	EA	PANEL - VINYL COVERED
2	132909-05-R38	EA	PANEL - VINYL COVERED
3	149035-02-SA0	EA	CABINET/FACE - TV/FRONT OVHD - W/O DOORS/HDW - PORTSMOUTH OAK - SURROUND SOUND FROM: 00-00-00 THRU: 07-18-04
3	151804-02-SA0	EA	CABINET/FACE - TV - W/O HARDWARE - PORTSMOUTH OAK - SURROUND SOUND FROM: 07-19-04 THRU: 99-99-99
3	149035-02-SA1	EA	CABINET/FACE - TV/FRONT OVHD - W/O DOORS/HDW - CONCERT CHERRY - SURROUND SOUND FROM: 00-00-00 THRU: 07-18-04
3	151804-02-SA1	EA	CABINET/FACE - TV - W/O HARDWARE - CONCERT CHERRY - SURROUND SOUND FROM: 07-19-04 THRU: 99-99-99
3	149035-02-SA2	EA	CABINET/FACE - TV/FRONT OVHD - W/O DOORS/HDW - WASHED MAPLE - SURROUND SOUND FROM: 00-00-00 THRU: 07-18-04
3	151804-02-SA2	EA	CABINET/FACE - TV - W/O HARDWARE - WASHED MAPLE - SURROUND SOUND FROM: 07-19-04 THRU: 99-99-99
3	149035-02-SA3	EA	CABINET/FACE - TV/FRONT OVHD - W/O DOORS/HDW - SIERRA MAPLE - SURROUND SOUND FROM: 00-00-00 THRU: 07-18-04
3	151804-02-SA3	EA	CABINET/FACE - TV - W/O HARDWARE - SIERRA MAPLE - SURROUND SOUND FROM: 07-19-04 THRU: 99-99-99
4	149035-01-SA0	EA	CABINET/FACE - TV/FRONT OVHD - W/O DOORS/HDW - PORTSMOUTH OAK FROM: 00-00-00 THRU: 07-18-04
4	151804-01-SA0	EA	CABINET/FACE - TV - W/O HARDWARE - PORTSMOUTH OAK FROM: 07-19-04 THRU: 99-99-99
4	149035-01-SA1	EA	CABINET/FACE - TV/FRONT OVHD - W/O DOORS/HDW - CONCERT CHERRY FROM: 00-00-00 THRU: 07-18-04
4	151804-01-SA1	EA	CABINET/FACE - TV - W/O HARDWARE - CONCERT CHERRY FROM: 07-19-04 THRU: 99-99-99
4	149035-01-SA2	EA	CABINET/FACE - TV/FRONT OVHD - W/O DOORS/HDW - WASHED MAPLE FROM: 00-00-00 THRU: 07-18-04
4	151804-01-SA2	EA	CABINET/FACE - TV - W/O HARDWARE - WASHED MAPLE FROM: 07-19-04 THRU: 99-99-99

**DRIVERS COMPARTMENT GROUP (CONTINUED)**  
**CABINETS (CONTINUED)**

KEY	PART NUMBER	U/M	DESCRIPTION
4	149035-01-SA3	EA	CABINET/FACE - TV/FRONT OVHD - W/O DOORS/HDW - SIERRA MAPLE FROM: 00-00-00 THRU: 07-18-04
4	151804-01-SA3	EA	CABINET/FACE - TV - W/O HARDWARE - SIERRA MAPLE FROM: 07-19-04 THRU: 99-99-99
5	146028-20-SA0	EA	DOOR - GLASS OGEE EDGE - 12" X 23.8" - W/O HDW - PORTSMOUTH OAK
5	146028-20-SA1	EA	DOOR - GLASS OGEE EDGE - 12" X 23.8" - W/O HDW - CONCERT CHERRY
5	146028-20-SA2	EA	DOOR - GLASS OGEE EDGE - 12" X 23.8" - W/O HDW - WASHED MAPLE
5	146028-20-SA3	EA	DOOR - GLASS OGEE EDGE - 12" X 23.8" - W/O HDW - SIERRA MAPLE
5	146028-20-SN0	EA	DOOR - GLASS OGEE EDGE - 12" X 23.8" - W/O HDW - PORTSMOUTH OAK - STAINLESS STEEL PKG.
5	146028-20-SN1	EA	DOOR - GLASS OGEE EDGE - 12" X 23.8" - W/O HDW - CONCERT CHERRY - STAINLESS STEEL PKG.
5	146028-20-SN2	EA	DOOR - GLASS OGEE EDGE - 12" X 23.8" - W/O HDW - WASHED MAPLE - STAINLESS STEEL PKG.
5	146028-20-SN3	EA	DOOR - GLASS OGEE EDGE - 12" X 23.8" - W/O HDW - SIERRA MAPLE - STAINLESS STEEL PKG.
	147149-08-01A	EA	GLASS DOOR INSERT - 9.25" X 21"
6	144560-02-02B	EA	SUPPORT - INVERTER
7	140364-01-01A	EA	FOAM - PAD - .5" X 8" X 8" FROM: 00-00-00 THRU: 07-18-04
7	140364-03-01A	EA	FOAM - PAD - .5" X 4" X 8" FROM: 07-19-04 THRU: 99-99-99
8	145657-01-R38	EA	CABINET - OVHD/FRONT/PASS SIDE - W/O DOORS/HDW - PORTSMOUTH OAK
8	145657-01-R39	EA	CABINET - OVHD/FRONT/PASS SIDE - W/O DOORS/HDW - CONCERT CHERRY
8	145657-01-RW4	EA	CABINET - OVHD/FRONT/PASS SIDE - W/O DOORS/HDW - WASHED MAPLE
8	145657-01-S67	EA	CABINET - OVHD/FRONT/PASS SIDE - W/O DOORS/HDW - SIERRA MAPLE
9	145657-02-R38	EA	CABINET - OVHD/FRONT/DRVR SIDE - W/O DOORS/HDW - PORTSMOUTH OAK
9	145657-02-R39	EA	CABINET - OVHD/FRONT/DRVR SIDE - W/O DOORS/HDW - CONCERT CHERRY
9	145657-02-RW4	EA	CABINET - OVHD/FRONT/DRVR SIDE - W/O DOORS/HDW - WASHED MAPLE
9	145657-02-S67	EA	CABINET - OVHD/FRONT/DRVR SIDE - W/O DOORS/HDW - SIERRA MAPLE
	133790-18-02B	EA	STRAP - TIEDOWN - TV - E-COATED FROM: 00-00-00 THRU: 07-18-04
10	151954-02-02B	EA	BRACKET/HOLD DOWN - TV - E-COATED FROM: 07-19-04 THRU: 99-99-99
	098408-01-000	FT	SEAL - SPONGE RUBBER - CLOSED CELL FROM: 00-00-00 THRU: 08-11-04
	152665-01-01A	EA	CAP - TUBE, 19MM SQ X 1" BLACK FROM: 08-12-04 THRU: 99-99-99
11	136954-70-R68	EA	DOOR - RAISED PANEL/OGEE EDGE - 12" X 26" - W/O HDW - PORTSMOUTH OAK
11	136954-70-R69	EA	DOOR - RAISED PANEL/OGEE EDGE - 12" X 26" - W/O HDW - CONCERT CHERRY
11	136954-70-S66	EA	DOOR - RAISED PANEL/OGEE EDGE - 12" X 26" - W/O HDW - WASHED MAPLE
11	136954-70-S67	EA	DOOR - RAISED PANEL/OGEE EDGE - 12" X 26" - W/O HDW - SIERRA MAPLE
11	136954-70-SN0	EA	DOOR - RAISED PNL/OG EDGE - 12" X 26" - W/O HDW - PORTSMOUTH OAK - STAINLESS STEEL PKG.
11	136954-70-SN1	EA	DOOR - RAISED PNL/OG EDGE - 12" X 26" - W/O HDW - CONCERT CHERRY - STAINLESS STEEL PKG.
11	136954-70-SN2	EA	DOOR - RAISED PNL/OG EDGE - 12" X 26" - W/O HDW - WASHED MAPLE - STAINLESS STEEL PKG.
11	136954-70-SN3	EA	DOOR - RAISED PNL/OG EDGE - 12" X 26" - W/O HDW - SIERRA MAPLE - STAINLESS STEEL PKG.
12	145659-01-01A	EA	COVER - FRONT TV/OVHD - GLACIER
12	148681-04-R38	EA	PANEL/VINYL COVERED - INVERTER
13	145656-02-R38	EA	CABINET - OVHD/FRONT - W/O DOORS/HDW - PORTSMOUTH OAK
13	145656-02-R39	EA	CABINET - OVHD/FRONT - W/O DOORS/HDW - CONCERT CHERRY
13	145656-02-RW4	EA	CABINET - OVHD/FRONT - W/O DOORS/HDW - WASHED MAPLE
13	145656-02-SA3	EA	CABINET - OVHD/FRONT - W/O DOORS/HDW - SIERRA MAPLE
14	145656-01-R38	EA	CABINET - OVHD/FRONT - W/O DOORS/HDW - PORTSMOUTH OAK
14	145656-01-R39	EA	CABINET - OVHD/FRONT - W/O DOORS/HDW - CONCERT CHERRY
14	145656-01-RW4	EA	CABINET - OVHD/FRONT - W/O DOORS/HDW - WASHED MAPLE
14	145656-01-SA3	EA	CABINET - OVHD/FRONT - W/O DOORS/HDW - SIERRA MAPLE
15	140364-03-01A	EA	FOAM - PAD - .5" X 4" X 8"
16	144652-10-S64	EA	PANEL/VINYL COVERED - WIRE HOLE CUT - DC/AC INVERTER
17	144652-03-R83	EA	PANEL/VINYL COVERED - WIRE HOLE CUT
18	144652-11-S64	EA	PANEL/VINYL COVERED - WIRE HOLE CUT - DC/AC INVERTER/ AUTOMATIC SATLELLITE DISH
19	144652-08-R83	EA	PANEL/VINYL COVERED - WIRE HOLE CUT - AUTOMATIC SATLELLITE DISH
20	144652-12-S64	EA	PANEL/VINYL COVERED - WIRE HOLE CUT - DC/AC INVERTER/IN-MOTION SALELLITE SYSTEM FROM: 00-00-00 THRU: 12-12-04
20	144652-16-S64	EA	PANEL/VINYL COVERED - WIRE HOLE CUT - DC/AC INVERTER/IN-MOTION SALELLITE SYSTEM FROM: 12-13-04 THRU: 99-99-99



**DRIVERS COMPARTMENT GROUP (CONTINUED)**  
**CABINETS (CONTINUED)**



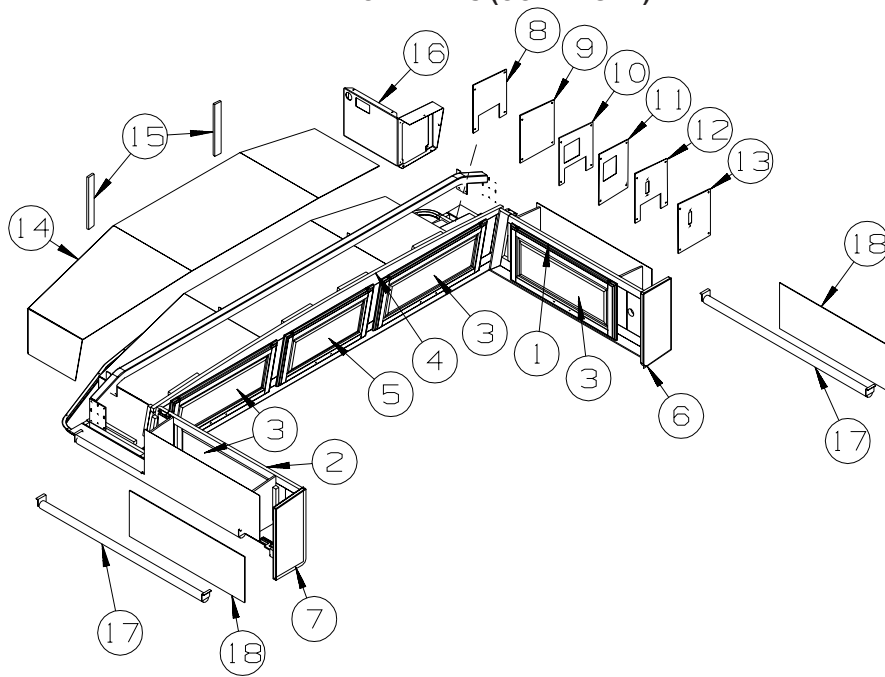
KEY	PART NUMBER	U/M	DESCRIPTION
21	144652-09-R83	EA	PANEL/VINYL COVERED - WIRE HOLE CUT - <b>IN-MOTION SALELLITE SYSTEM</b> FROM: 00-00-00 THRU: 12-12-04
21	144652-15-S64	EA	PANEL/VINYL COVERED - WIRE HOLE CUT - <b>IN-MOTION SALELLITE SYSTEM</b> FROM: 12-13-04 THRU: 99-99-99
22	145657-37-R38	EA	END CAP - CABT- PORTSMOUTH OAK
22	145657-37-R39	EA	END CAP - CABT- CONCERT CHERRY
22	145657-37-R46	EA	END CAP - CABT- WASHED MAPLE
22	145657-37-S67	EA	END CAP - CABT- SIERRA MAPLE
23	145657-38-R38	EA	END CAP - CABT- PORTSMOUTH OAK
23	145657-38-R39	EA	END CAP - CABT- CONCERT CHERRY
23	145657-38-R46	EA	END CAP - CABT- WASHED MAPLE
23	145657-38-S67	EA	END CAP - CABT- SIERRA MAPLE
	147994-02-02B	EA	BRACKET - TV - F/SONY 27" - E-COATED FROM: 00-00-00 THRU: 07-18-04
24	152025-03-02B	EA	ZEE ASM - W/HOLE - E-COATED FROM: 07-19-04 THRU: 99-99-99
25	126841-03-000	EA	SHADE - PULL - CHARCOAL MESH - 40.25" X 60"
25	126841-09-000	EA	SHADE - PULL - CHARCOAL MESH - 40.25" X 60" - <b>STAINLESS STEEL PKG</b>
26	126681-16-R38	EA	PANEL - CLOSEOUT
27	145811-01-02B	EA	PANEL - SHELF
28	145811-02-02B	EA	PANEL - SHELF
29	145812-03-02B	EA	PANEL - HEADER
30	145812-04-02B	EA	PANEL - HEADER



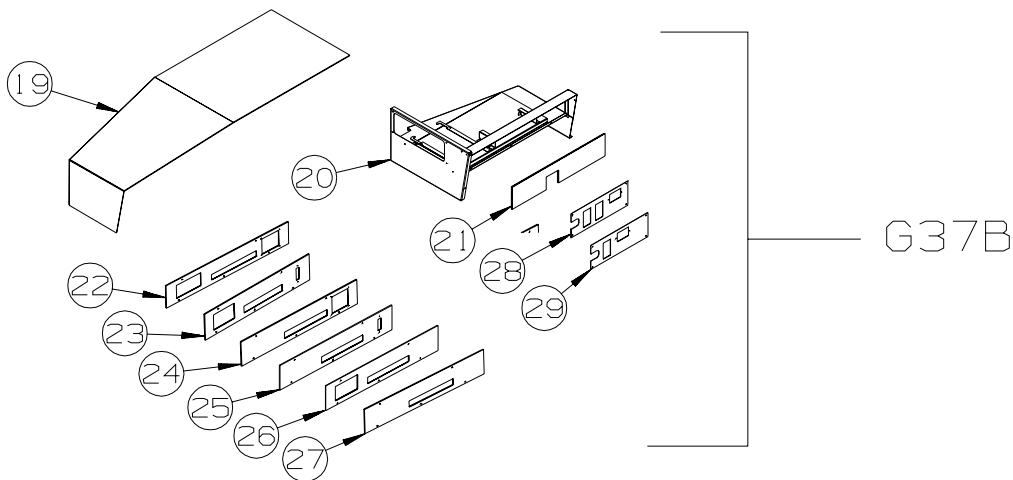
**DRIVERS COMPARTMENT GROUP (CONTINUED)**  
**CABINETS (CONTINUED)**

<b>KEY</b>	<b>PART NUMBER</b>	<b>U/M</b>	<b>DESCRIPTION</b>
	146030-01-02B	EA	ANGLE/FORMED - W/STUD WELD - E-COATED FROM: 00-00-00 THRU: 07-18-04
31	152168-01-02B	EA	ANGLE/FORMED - W/STUD WELD - E-COATED FROM: 07-19-04 THRU: 99-99-99
32	152175-01-SA0	EA	PANEL - TV, OVHD - FRONT - PORTSMOUTH OAK FROM: 07-19-04 THRU: 99-99-99
32	152175-01-SA1	EA	PANEL - TV, OVHD - FRONT - CONCERT CHERRY FROM: 07-19-04 THRU: 99-99-99
32	152175-01-SA2	EA	PANEL - TV, OVHD - FRONT - WASHED MAPLE FROM: 07-19-04 THRU: 99-99-99
32	152175-01-SA3	EA	PANEL - TV, OVHD - FRONT - SIERRA MAPLE FROM: 07-19-04 THRU: 99-99-99

**DRIVERS COMPARTMENT GROUP (CONTINUED)**  
**CABINETS (CONTINUED)**



**W/O FRONT TV**



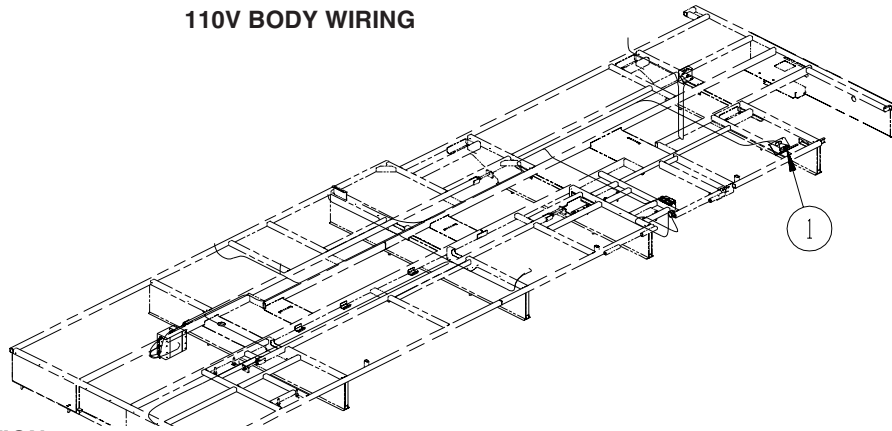
KEY	PART NUMBER	U/M	DESCRIPTION
1	145657-01-R38	EA	CABINET - OVHD/FRONT/PASS SIDE - W/O DOORS/HDW - PORTSMOUTH OAK
1	145657-01-R39	EA	CABINET - OVHD/FRONT/PASS SIDE - W/O DOORS/HDW - CONCERT CHERRY
1	145657-01-RW4	EA	CABINET - OVHD/FRONT/PASS SIDE - W/O DOORS/HDW - WASHED MAPLE
1	145657-01-S67	EA	CABINET - OVHD/FRONT/PASS SIDE - W/O DOORS/HDW - SIERRA MAPLE
2	145657-02-R38	EA	CABINET - OVHD/FRONT/DRVR SIDE - W/O DOORS/HDW - PORTSMOUTH OAK
2	145657-02-R39	EA	CABINET - OVHD/FRONT/DRVR SIDE - W/O DOORS/HDW - CONCERT CHERRY
2	145657-02-RW4	EA	CABINET - OVHD/FRONT/DRVR SIDE - W/O DOORS/HDW - WASHED MAPLE
2	145657-02-S67	EA	CABINET - OVHD/FRONT/DRVR SIDE - W/O DOORS/HDW - SIERRA MAPLE
3	136954-70-R68	EA	DOOR - RAISED PANEL/OGEE EDGE - 12" X 26" - W/O HDW - PORTSMOUTH OAK - BRASS
3	136954-70-R69	EA	DOOR - RAISED PANEL/OGEE EDGE - 12" X 26" - W/O HDW - CONCERT CHERRY - BRASS
3	136954-70-S66	EA	DOOR - RAISED PANEL/OGEE EDGE - 12" X 26" - W/O HDW - WASHED MAPLE - BRASS
3	136954-70-S67	EA	DOOR - RAISED PANEL/OGEE EDGE - 12" X 26" - W/O HDW - SIERRA MAPLE - BRASS
3	136954-70-SN0	EA	DOOR - RAISED PANEL/OGEE EDGE - 12" X 26" - W/O HDW - PORTSMOUTH OAK - NICKEL
3	136954-70-SN1	EA	DOOR - RAISED PANEL/OGEE EDGE - 12" X 26" - W/O HDW - CONCERT CHERRY - NICKEL
3	136954-70-SN2	EA	DOOR - RAISED PANEL/OGEE EDGE - 12" X 26" - W/O HDW - WASHED MAPLE - NICKEL
3	136954-70-SN3	EA	DOOR - RAISED PANEL/OGEE EDGE - 12" X 26" - W/O HDW - SIERRA MAPLE - NICKEL
4	146787-01-R38	EA	CABINET - FRONT/OVERHEAD - W/O DOORS/HARDWARE - PORTSMOUTH OAK
4	146787-01-R39	EA	CABINET - FRONT/OVERHEAD - W/O DOORS/HARDWARE - CONCERT CHERRY
4	146787-01-RW4	EA	CABINET - FRONT/OVERHEAD - W/O DOORS/HARDWARE - WASHED MAPLE
4	146787-01-S67	EA	CABINET - FRONT/OVERHEAD - W/O DOORS/HARDWARE - SIERRA MAPLE

**DRIVERS COMPARTMENT GROUP (CONTINUED)**  
**CABINETS (CONTINUED)**

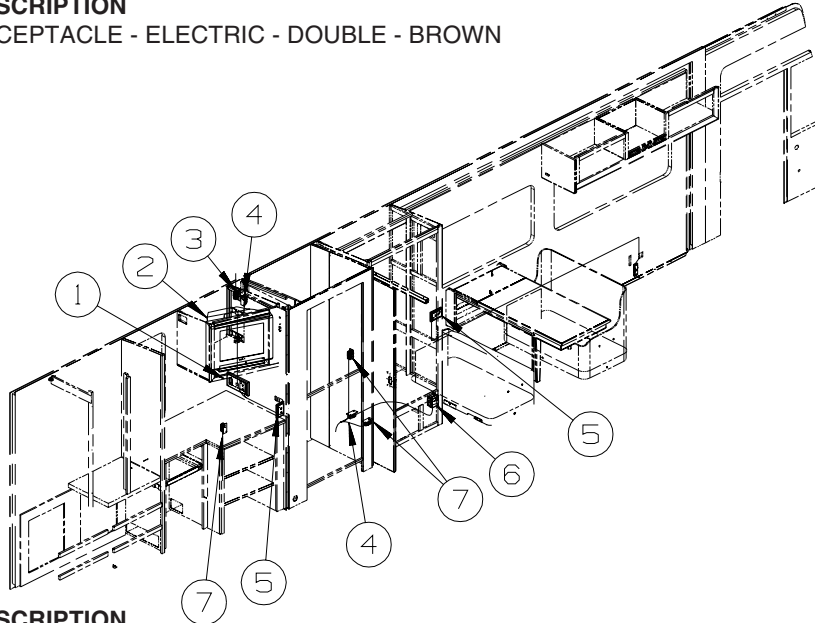
KEY	PART NUMBER	U/M	DESCRIPTION
5	136954-67-R68	EA	DOOR - RAISED PANEL/OGEE EDGE - 12" X 21.9" - W/O HDW - PORTSMOUTH OAK - BRASS
5	136954-67-R69	EA	DOOR - RAISED PANEL/OGEE EDGE - 12" X 21.9" - W/O HDW - CONCERT CHERRY - BRASS
5	136954-67-S66	EA	DOOR - RAISED PANEL/OGEE EDGE - 12" X 21.9" - W/O HDW - WASHED MAPLE - BRASS
5	136954-67-S67	EA	DOOR - RAISED PANEL/OGEE EDGE - 12" X 21.9" - W/O HDW - SIERRA MAPLE - BRASS
5	136954-67-SK0	EA	DOOR - RAISED PANEL/OGEE EDGE - 12" X 21.9" - W/O HDW - PORTSMOUTH OAK - NICKEL
5	136954-67-SK1	EA	DOOR - RAISED PANEL/OGEE EDGE - 12" X 21.9" - W/O HDW - CONCERT CHERRY - NICKEL
5	136954-67-SK2	EA	DOOR - RAISED PANEL/OGEE EDGE - 12" X 21.9" - W/O HDW - WASHED MAPLE - NICKEL
5	136954-67-SK3	EA	DOOR - RAISED PANEL/OGEE EDGE - 12" X 21.9" - W/O HDW - SIERRA MAPLE - NICKEL
6	145657-37-R38	EA	END CAP - OVHD CABINET - PORTSMOUTH OAK
6	145657-37-R39	EA	END CAP - OVHD CABINET - CONCERT CHERRY
6	145657-37-R46	EA	END CAP - OVHD CABINET - WASHED MAPLE
6	145657-37-S67	EA	END CAP - OVHD CABINET - SIERRA MAPLE
7	145657-38-R38	EA	END CAP - OVHD CABINET - PORTSMOUTH OAK
7	145657-38-R39	EA	END CAP - OVHD CABINET - CONCERT CHERRY
7	145657-38-R46	EA	END CAP - OVHD CABINET - WASHED MAPLE
7	145657-38-S67	EA	END CAP - OVHD CABINET - SIERRA MAPLE
8	148681-01-R38	EA	PANEL - VINYL COVERED - DC/AC INVERTER
9	148681-06-R38	EA	PANEL - VINYL COVERED
10	148681-02-R38	EA	PANEL - VINYL COVERED - DC/AC INVERTER/ AUTOMATIC SATLELLITE DISH
11	148681-03-R38	EA	PANEL - VINYL COVERED - AUTOMATIC SATLELLITE DISH
12	148681-04-R38	EA	PANEL - VINYL COVERED - DC/AC INVERTER/IN-MOTION SALELLITE SYSTEM FROM: 00-00-00 THRU: 12-12-04
12	148681-07-SA0	EA	PANEL - VINYL COVERED - DC/AC INVERTER/IN-MOTION SALELLITE SYSTEM FROM: 12-13-04 THRU: 99-99-99
13	148681-05-R38	EA	PANEL - VINYL COVERED - IN-MOTION SALELLITE SYSTEM FROM: 00-00-00 THRU: 12-12-04
13	148681-08-SA0	EA	PANEL - VINYL COVERED - IN-MOTION SALELLITE SYSTEM FROM: 12-13-04 THRU: 99-99-99
14	140015-03-R38	EA	PANEL ASM-CLOSEOUT, OVHD FRT
15	118608-16-R38	EA	PANEL - HEADLINER
16	148670-03-02B	EA	PANEL - END - CLOSEOUT
17	126841-03-000	EA	SHADE - PULL - CHARCOAL MESH - 40.25" X 60"
17	126841-09-000	EA	SHADE - PULL - CHARCOAL MESH - 40.25" X 60" - STAINLESS STEEL PKG
18	126681-16-R38	EA	PANEL - CLOSEOUT
19	140015-05-S64	EA	PANEL ASM-CLOSEOUT, OVHD FRT
20	126275-08-02B	EA	SHELF - OVERHEAD/FRONT - E-COATED
21	132909-11-S64	EA	PANEL - VINYL COVERED
22	149805-01-S64	EA	PANEL - VINYL COVERED - DC/AC INVERTER/ AUTOMATIC SATLELLITE DISH FROM: 00-00-00 THRU: 12-12-04
22	154489-01-S64	EA	PANEL - VINYL COVERED - DC/AC INVERTER/ AUTOMATIC SATLELLITE DISH FROM: 12-13-04 THRU: 99-99-99
23	149805-02-S64	EA	PANEL - VINYL COVERED - DC/AC INVERTER/IN-MOTION SALELLITE SYSTEM FROM: 00-00-00 THRU: 12-12-04
23	154489-02-S64	EA	PANEL - VINYL COVERED - DC/AC INVERTER/IN-MOTION SALELLITE SYSTEM FROM: 12-13-04 THRU: 99-99-99
24	149805-03-S64	EA	PANEL - VINYL COVERED - AUTOMATIC SATLELLITE DISH FROM: 00-00-00 THRU: 12-12-04
24	154489-03-S64	EA	PANEL - VINYL COVERED - AUTOMATIC SATLELLITE DISH FROM: 12-13-04 THRU: 99-99-99
25	149805-04-S64	EA	PANEL - VINYL COVERED - IN-MOTION SALELLITE SYSTEM FROM: 00-00-00 THRU: 12-12-04
25	154489-04-S64	EA	PANEL - VINYL COVERED - IN-MOTION SALELLITE SYSTEM FROM: 12-13-04 THRU: 99-99-99
26	149805-05-S64	EA	PANEL - VINYL COVERED - DC/AC INVERTER FROM: 00-00-00 THRU: 12-12-04
26	154489-05-S64	EA	PANEL - VINYL COVERED - DC/AC INVERTER FROM: 12-13-04 THRU: 99-99-99
27	149805-06-S64	EA	PANEL - VINYL COVERED FROM: 00-00-00 THRU: 12-12-04
27	154489-06-S64	EA	PANEL - VINYL COVERED FROM: 12-13-04 THRU: 99-99-99
28	149360-01-02B	EA	PLATE - RECEPTABLE - E-COATED
29	149360-02-02B	EA	PLATE - RECEPTABLE - E-COATED

# ELECTRICAL GROUP

## 110V BODY WIRING



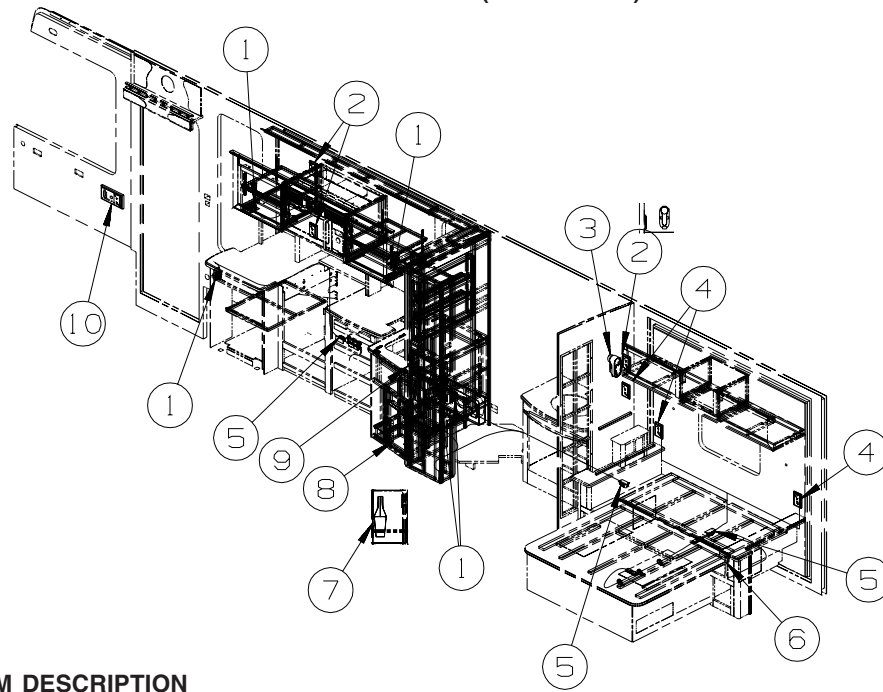
KEY	PART NUMBER	U/M	DESCRIPTION
1	058708-01-000	EA	RECEPTACLE - ELECTRIC - DOUBLE - BROWN



KEY	PART NUMBER	U/M	DESCRIPTION
1	133713-06-20A	EA	SPACER/RECEPTACLE - PHONE - WHITE VINYL
1	058708-06-000	EA	RECEPTACLE - DUPLEX - WHITE
2*	149049-01-000	EA	TV - 20" COLOR/STEREO - FLAT - SONY KV-20FS100 FROM: 00-00-00 THRU: 03-31-04
2*	149040-02-000	EA	TV - 20" FLAT SCREEN/STEREO - RCA 20F410T FROM: 04-01-04 THRU: 99-99-99
3	058708-05-000	EA	RECEPTACLE - ELECTRIC - SINGLE - BROWN
4	058707-02-000	EA	RECEPTACLE - BLANK - JUNCTION BOX
5	133713-01-20A	EA	SPACER/RECEPTACLE - WHITE VINYL
5	058708-06-000	EA	RECEPTACLE - DUPLEX - WHITE
6	147446-01-02A	EA	RECEPTACLE - GFCI - 15A 125V - BROWN
7	058707-01-000	EA	RECEPTACLE - ELECTRIC - SINGLE - BROWN

**\*COMPONENT PARTS LISTED LATER IN THIS GROUP**

**ELECTRICAL GROUP (CONTINUED)**  
**110V BODY WIRING (CONTINUED)**

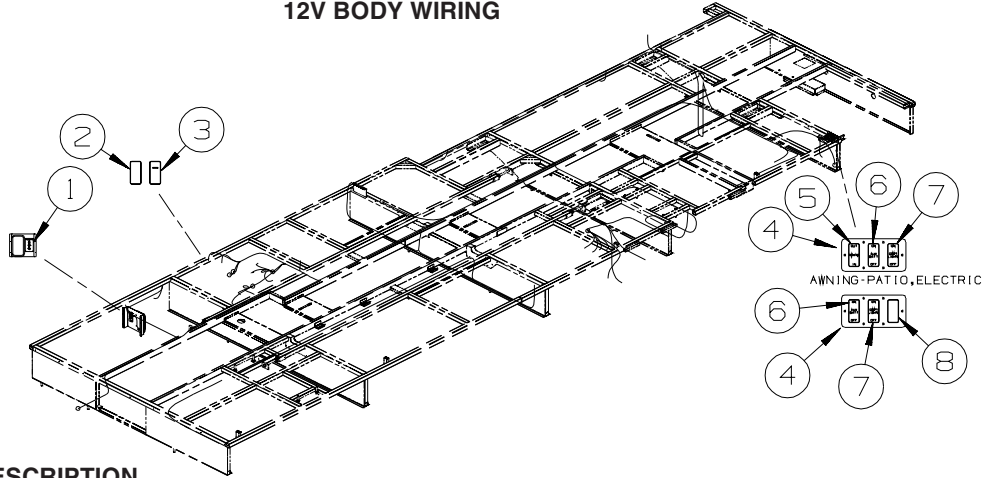


KEY	PART NUMBER	U/M	DESCRIPTION
1	058708-01-000	EA	RECEPTACLE - ELECTRIC - DOUBLE - BROWN
2	133713-01-20A	EA	SPACER/RECEPTACLE - WHITE VINYL
2	058708-07-000	EA	RECEPTACLE - ELECTRICAL - SINGLE - WHITE
3*	133068-01-000	EA	HAIR DRYER - 3 SPEED W/NIGHT LIGHT - WALL MOUNT
4	133713-01-20A	EA	SPACER/RECEPTACLE - WHITE VINYL
4	058708-06-000	EA	RECEPTACLE - DUPLEX - WHITE
5	058707-02-000	EA	RECEPTACLE - BLANK - JUNCTION BOX
6	058708-05-000	EA	RECEPTACLE - ELECTRIC - SINGLE - BROWN
7	144676-01-000	EA	VACUUM CLEANER - RECHARGEABLE - EUREKA 77A
8	095721-31-000	EA	LABEL - CONTROL CENTER - 30 AMP - US
8	095721-33-000	EA	LABEL - CONTROL CENTER - 50 AMP - US
9	147446-01-01A	EA	RECEPTACLE - GFCI - 15A 125V - WHITE
10	133713-06-20A	EA	SPACER/RECEPTACLE - PHONE - WHITE VINYL
10	058708-06-000	EA	RECEPTACLE - DUPLEX - WHITE

**\*COMPONENT PARTS LISTED LATER IN THIS GROUP**

## ELECTRICAL GROUP (CONTINUED)

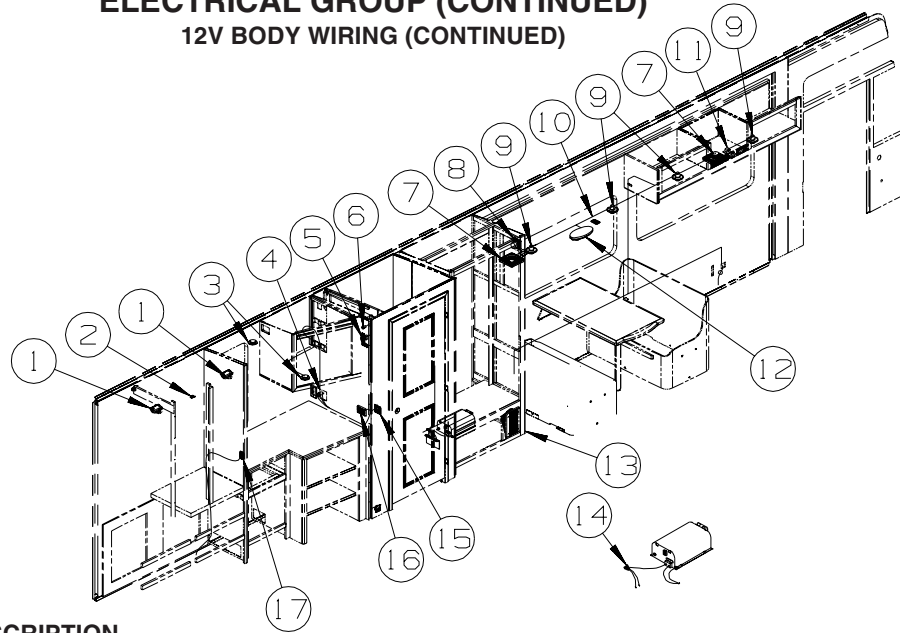
### 12V BODY WIRING



KEY	PART NUMBER	U/M	DESCRIPTION
1	149557-01-01A	EA	PLATE/WALL - PHONE/DUAL COAXIAL/VERTICAL - WHITE
2	108357-01-000	EA	SWITCH - ROCKER - SPST - ON/OFF - 2 TERMINAL - W/O COVER
2	108356-02-01A	EA	COVER/ACTUATOR SWITCH - 2 ROWS DIMPLES - BLACK
2	108355-01-000	EA	HOUSING - SWITCH
3	108357-15-000	EA	SWITCH - ROCKER - DPDT - ON/NONE/ON - W/LIGHT W/O COVER
3	108356-04-01A	EA	COVER/ACTUATOR SWITCH - 2 ROWS DIMPLES W/LENS - BLACK
3	108355-01-000	EA	HOUSING - SWITCH
4	098351-23-01A	EA	PLATE/SWITCH - 3 GANG - POLISHED BRASS
4	098351-23-02A	EA	PLATE/SWITCH - 3 GANG - CHROME - <b>STAINLESS STEEL PKG</b>
4	135167-01-02B	EA	BRACKET - SWITCH COVER - E-COATED
5	108357-07-000	EA	SWITCH - ROCKER - SPDT - MOM/OFF/MOM - 3 TERM - W/O COVER
5	108356-12-01A	EA	COVER/ACTUATOR SWITCH - 3 GROOVES - AWNING/IN/OUT
5	108355-01-000	EA	HOUSING - SWITCH
6	108357-06-000	EA	SWITCH - ROCKER - DPDT - MOM/OFF/MOM - 6 TERM - W/O COVER
6	108356-11-01A	EA	COVER/ACTUATOR SWITCH - 3 GROOVES - AUX BATT - BLACK
6	108355-01-000	EA	HOUSING - SWITCH
7	108357-01-000	EA	SWITCH - ROCKER - SPST - ON/OFF - 2 TERMINAL - W/O COVER
7	108356-14-01A	EA	COVER/ACTUATOR SWITCH - 3 GROOVES - COMPT LIGHTS
7	108355-01-000	EA	HOUSING - SWITCH
8	145754-01-01A	EA	SWITCH - BLANK - BLACK

## ELECTRICAL GROUP (CONTINUED)

### 12V BODY WIRING (CONTINUED)



KEY	PART NUMBER	U/M	DESCRIPTION
1*	087694-01-000	EA	LIGHT - WARDROBE - W/SWITCH
2	056264-01-000	EA	SWITCH - LEAF ACTUATOR
3*	123775-01-01A	EA	LIGHT - HALOGEN - ROUND
3*	123775-01-02A	EA	LIGHT - HALOGEN - ROUND - SATIN NICKEL - <b>STAINLESS STEEL PKG</b>
4	093253-01-03A	EA	PLATE - WALL - TELEPHONE - WHITE
4	132958-01-000	EA	RECEPTACLE - 12 VOLT - MOUNTING FLANGE - BLACK
5	144363-09-02B	EA	PLATE - SWITCH - E-COATED
5	108357-06-000	EA	SWITCH - ROCKER - DPDT - MOM/OFF/MOM - 6 TERM - W/O COVER
5	108356-02-01A	EA	COVER/ACTUATOR SWITCH - 2 ROWS DIMPLES - BLACK
5	108355-01-000	EA	HOUSING - SWITCH
5	116220-01-000	EA	APPLIQUE - SWITCH/SLIDEOUT
5	116549-01-000	EA	LABEL - WARNING - SLIDEOUT
			FROM: 00-00-00 THRU: 08-15-04
5	116549-02-000	EA	LABEL - WARNING - SLIDEOUT
			FROM: 08-16-04 THRU: 99-99-99
6	149750-01-000	EA	RECEIVER - (INFRA RED SIGNAL) - W/6"LEAD/PLUG
6	144734-03-000	EA	SPACER - COMPARTMENT DOOR LOCK - 29/32" DEEP
7	094097-01-000	EA	SPEAKER - RADIO/TV - W/O GRILLE - 5.25" DIAMETER
7	089340-02-000	EA	GRILLE - SPEAKER - 6.5" SQUARE
8	148026-03-01A	EA	SPEAKER - CUBE - W/O CASE - <b>SURROUND SOUND</b>
8	148026-02-01A	EA	SPEAKER GRILLE - CUBE - SILVER - <b>SURROUND SOUND</b>
9	132427-01-01A	EA	LIGHT - READING/SWIVEL - ROUND - BRASS
9	132427-01-02A	EA	LIGHT - READING/SWIVEL - ROUND - NICKEL - <b>STAINLESS STEEL PKG</b>
9	123917-01-000	EA	BULB - 12V - HALOGEN SPOT
10	135740-01-01A	EA	SWITCH - ROCKER - SPST - ON/OFF - BROWN
10	135741-01-01A	EA	SWITCH - BASE - SINGLE - BROWN
10	135742-01-01A	EA	BEZEL - SWITCH - SINGLE - BROWN
11	133089-01-000	EA	CONTROL - VOLUME - SPEAKER
12	093575-26-02A	EA	LIGHT - CEILING/OVAL - BRASS
12	117805-02-000	EA	BULB - 12V - #921 - 1.4 AMPS
12*	093575-23-03A	EA	LIGHT - CEILING/DOUBLE - SATIN NICKEL - <b>STAINLESS STEEL PKG</b>
12	117805-01-000	EA	BULB - 12V - #921F - 1.4 AMPS - <b>STAINLESS STEEL PKG</b>
13	124884-01-000	EA	SPEAKER - 6" X 9" - SUB-WOOFER - W/O GRILLE - <b>SURROUND SOUND</b>
13	124885-01-000	EA	GRILLE - SPEAKER - 6" X 9" - SUB WOOFER - <b>SURROUND SOUND</b>
			FROM: 00-00-00 THRU: 05-16-04
13	151844-01-01A	EA	GRILLE - SPEAKER - 6" X 9" - SUB WOOFER - BLACK - <b>SURROUND SOUND</b>
			FROM: 05-17-04 THRU: 99-99-99
14	086233-01-000	EA	STUD - ISOLATED - 3/8" X 7/8" LONG
15	135740-01-02A	EA	SWITCH - ROCKER - SPST - ON/OFF - WHITE
15	135741-02-02A	EA	SWITCH - BASE - DOUBLE - WHITE
15	135742-33-01A	EA	BEZEL - SWITCH - CEILING/FAN - WHITE
16	135740-01-02A	EA	SWITCH - ROCKER - SPST - ON/OFF - WHITE - CEILING/AISLE
16	135740-02-02A	EA	SWITCH - ROCKER - SPDT - ON/ON - WHITE - HALL
16	135741-03-02A	EA	SWITCH - BASE - TRIPLE - WHITE
16	135742-25-01A	EA	BEZEL - SWITCH - CEILING/AISLE/HALL - WHITE

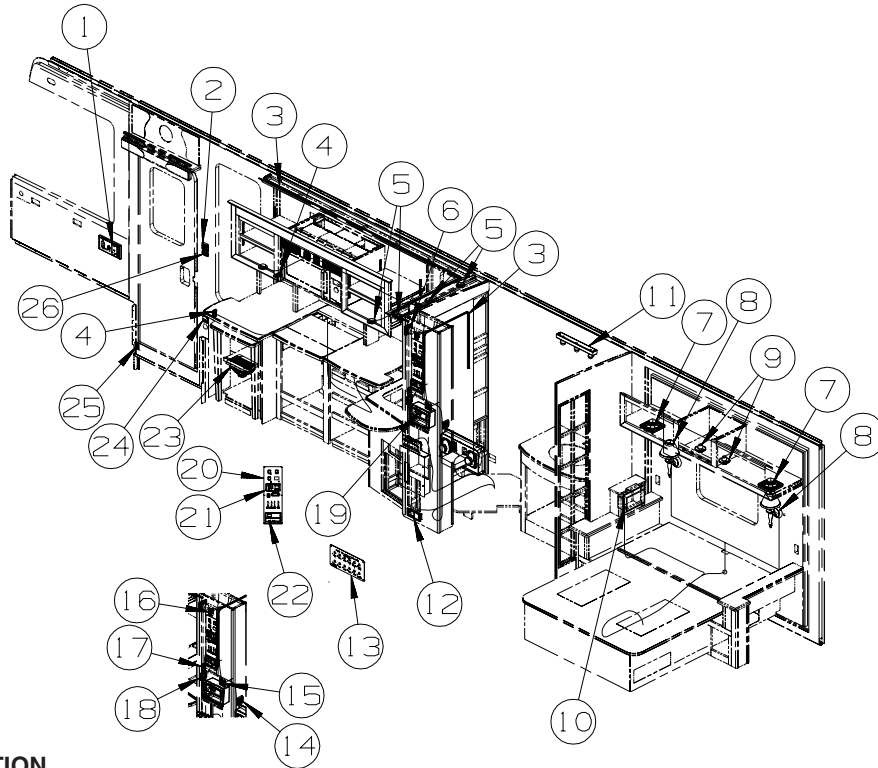


## ELECTRICAL GROUP (CONTINUED)

### 12V BODY WIRING (CONTINUED)

KEY	PART NUMBER	U/M	DESCRIPTION
17	135740-01-02A	EA	SWITCH - ROCKER - SPST - ON/OFF - WHITE
17	135741-01-02A	EA	SWITCH - BASE - SINGLE - WHITE
17	135742-07-01A	EA	BEZEL - SWITCH - CEILING - WHITE

\*COMPONENT PARTS LISTED LATER IN THIS GROUP



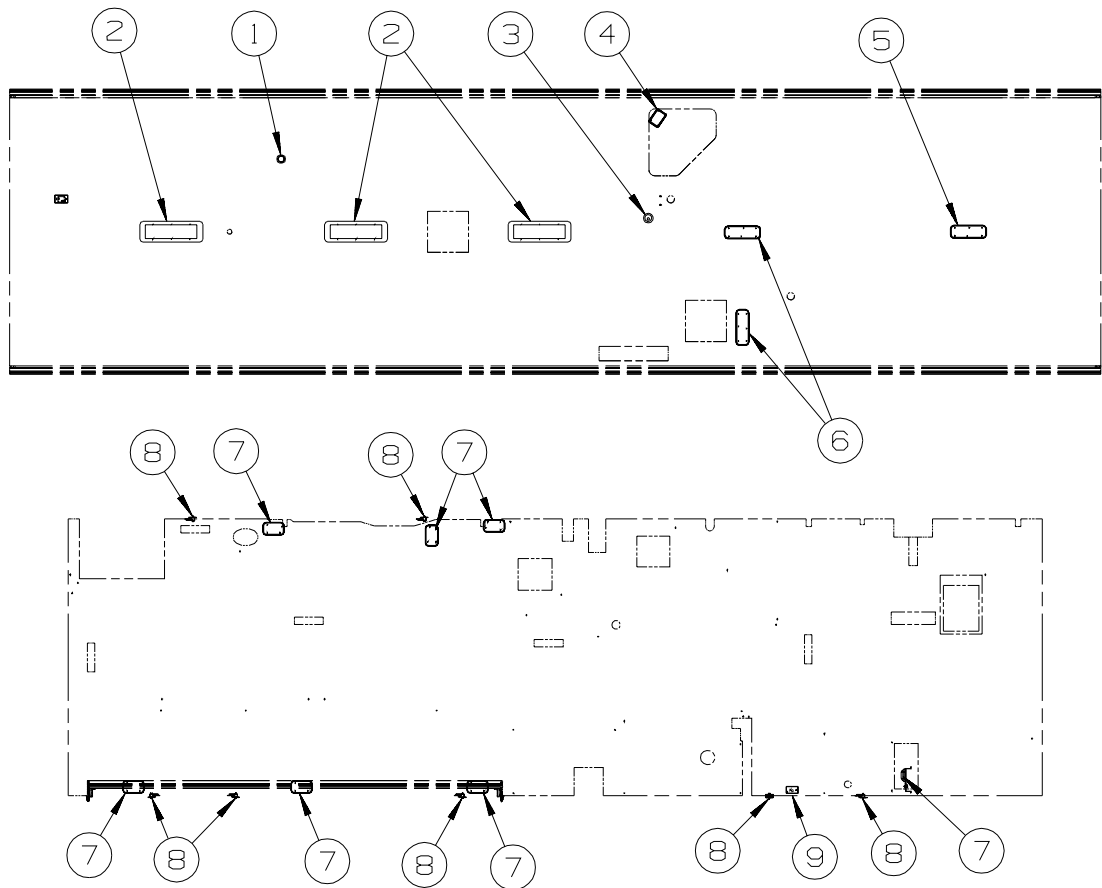
KEY	PART NUMBER	U/M	DESCRIPTION
1	093253-01-03A	EA	PLATE - WALL - TELEPHONE - WHITE
1	132958-01-000	EA	RECEPTACLE - 12 VOLT - MOUNTING FLANGE - BLACK
2	135740-01-02A	EA	SWITCH - ROCKER - SPST - ON/OFF - WHITE
2	135741-02-02A	EA	SWITCH - BASE - DOUBLE - WHITE
2	135742-19-01A	EA	BEZEL - SWITCH - CEILING/PORCH - WHITE
3	146514-01-000	FT	LIGHT - FLEX/ROUND W/STRIP
3	146514-02-000	EA	CONNECTOR - LIGHT
4	135740-01-01A	EA	SWITCH - ROCKER - SPST - ON/OFF - BROWN
4	135741-01-01A	EA	SWITCH - BASE - SINGLE - BROWN
4	135742-01-01A	EA	BEZEL - SWITCH - SINGLE - BROWN
5*	123775-01-01A	EA	LIGHT - HALOGEN - ROUND
5*	123775-01-02A	EA	LIGHT - HALOGEN - ROUND - SATIN NICKEL - <b>STAINLESS STEEL PKG</b>
6	148026-03-01A	EA	SPEAKER - CUBE - W/O CASE - <b>SURROUND SOUND</b>
6	148026-02-01A	EA	SPEAKER GRILLE - CUBE - SILVER - <b>SURROUND SOUND</b>
7	094097-01-000	EA	SPEAKER - RADIO/TV - W/O GRILLE - 5.25" DIAMETER - <b>REAR STEREO</b>
7	089340-02-000	EA	GRILLE - SPEAKER - 6.5" SQUARE - <b>REAR STEREO</b>
8	119258-39-01A	EA	LAMP - WALL - UL/CSA - BRASS
8	065201-09-000	EA	SHADE - LAMP - FABRIC/PARCHMENT - 4.1"T X 6.1"H X 7.1"B
8	117805-02-000	EA	BULB - 12V - #921 - 1.4 AMPS
8	119258-37-03A	EA	LAMP - WALL - SATIN NICKEL - <b>STAINLESS STEEL PKG</b>
8	119257-18-01A	EA	SHADE - LAMP - PARCHMENT - <b>STAINLESS STEEL PKG</b>
8	067479-01-000	EA	BULB - 12V - #1076 - 1.80 AMP - <b>STAINLESS STEEL PKG</b>
9	132427-01-01A	EA	LIGHT - READING/SWIVEL - ROUND - BRASS
9	132427-01-02A	EA	LIGHT - READING/SWIVEL - ROUND - NICKEL - <b>STAINLESS STEEL PKG</b>
9	123917-01-000	EA	BULB - 12V - HALOGEN SPOT
10	133307-02-000	EA	RADIO - WALL MOUNT - CD W/ALARM - AUDIOVOX AWN-930 - <b>REAR STEREO</b>
11	138116-01-01A	EA	LIGHT/MAKE UP - 3 BULB - CURVED - W/O BULB - BRASS
11	138116-01-02A	EA	LIGHT/MAKE UP - 3 BULB - CURVED - W/O BULB - SATIN NICKEL - <b>STAINLESS STEEL PKG</b>
11	123918-01-000	EA	BULB - 12V - MAKEUP - WHITE
12	150138-01-01A	EA	DETECTOR - LP GAS - WHITE
13	092547-10-000	EA	LABEL - CIRCUIT BREAKER

**ELECTRICAL GROUP (CONTINUED)**  
**12V BODY WIRING (CONTINUED)**

KEY	PART NUMBER	U/M	DESCRIPTION
14	135740-01-02A	EA	SWITCH - ROCKER - SPST - ON/OFF - WHITE
14	135741-02-02A	EA	SWITCH - BASE - DOUBLE - WHITE
14	135742-20-01A	EA	BEZEL - SWITCH - SHOWER/MAKEUP - WHITE
15	135740-01-02A	EA	SWITCH - ROCKER - SPST - ON/OFF - WHITE - MONITOR
15	135740-02-02A	EA	SWITCH - ROCKER - SPDT - ON/ON - WHITE - CEILING
15	135741-02-02A	EA	SWITCH - BASE - DOUBLE - WHITE
15	135742-31-01A	EA	BEZEL - SWITCH - CEILING/MONITOR - WHITE
16	135740-06-01A	EA	SWITCH - ROCKER - ON/OFF - LIGHTED - RED
16	135741-01-01A	EA	SWITCH - BASE - SINGLE - BROWN
16	135742-35-02A	EA	BEZEL - SWITCH - WATER HEATER/110 VOLT - BROWN
17	135740-01-02A	EA	SWITCH - ROCKER - SPST - ON/OFF - WHITE
17	135741-01-02A	EA	SWITCH - BASE - SINGLE - WHITE
17	135742-07-01A	EA	BEZEL - SWITCH - CEILING - WHITE
18	135740-01-02A	EA	SWITCH - ROCKER - SPST - ON/OFF - WHITE
18	135741-02-02A	EA	SWITCH - BASE - DOUBLE - WHITE
18	135742-36-01A	EA	BEZEL - SWITCH - ACCENT/VALANCE - WHITE
19	141679-03-000	EA	CHARGER/DOCK STATION ONLY - FOR #GMRS100 TWO-WAY RADIO
19	141679-04-000	EA	RADIO/TWO-WAY W/BATTERY (EACH = 1) - 5 MILE - ASA GMRS100
20*	133004-02-01A	EA	PANEL/MONITOR-2 TANK-DIGITAL VOLT MT/SOLAR-W/WATER HTR SWT FROM: 00-00-00 THRU: 05-02-04
20*	133004-05-01A	EA	PANEL/MONITOR-2 TANK-DIGITAL VOLT MT/SOLAR-W/WATER HTR SWT FROM: 05-03-04 THRU: 99-99-99
21	127002-05-000	EA	PANEL/MONITOR - ENERGY MANAGEMENT SYSTEMS CTRL - W/PLUG FROM: 00-00-00 THRU: 11-07-04
21	127002-10-000	EA	PANEL/MONITOR - ENERGY MANAGEMENT SYSTEMS CTRL - W/3 PLUG FROM: 11-08-04 THRU: 99-99-99
22*	105620-15-000	EA	THERMOSTAT - FURNACE/HEAT PUMP-A/C - W/CHOKE MODULE FROM: 00-00-00 THRU: 04-24-05
22	105620-18-000	EA	THERMOSTAT - FURNACE/HEAT PUMP-A/C - W/CHOKE MODULE FROM: 04-25-05 THRU: 99-99-99
23	124884-01-000	EA	SPEAKER - 6" X 9" - SUB-WOOFER - W/O GRILLE - SURROUND SOUND
23	124885-01-000	EA	GRILLE - SPEAKER - 6" X 9" - SUB WOOFER - SURROUND SOUND FROM: 00-00-00 THRU: 05-16-04
23	151844-01-01A	EA	GRILLE - SPEAKER - 6" X 9" - SUB WOOFER - BLACK - SURROUND SOUND FROM: 05-17-04 THRU: 99-99-99
24*	108354-01-01A	EA	LIGHT - COURTESY
25	116995-02-000	EA	SWITCH/MAGNET - ELECTRIC STEP - BLACK/WHITE- NORMALLY OPEN
25	116995-03-000	EA	SWITCH/MAGNET - ELECTRIC STEP - FULL BODY PAINT
26	135740-01-02A	EA	SWITCH - ROCKER - SPST - ON/OFF - WHITE
26	135741-01-02A	EA	SWITCH - BASE - SINGLE - WHITE

## ELECTRICAL GROUP (CONTINUED)

### 12V BODY WIRING (CONTINUED)

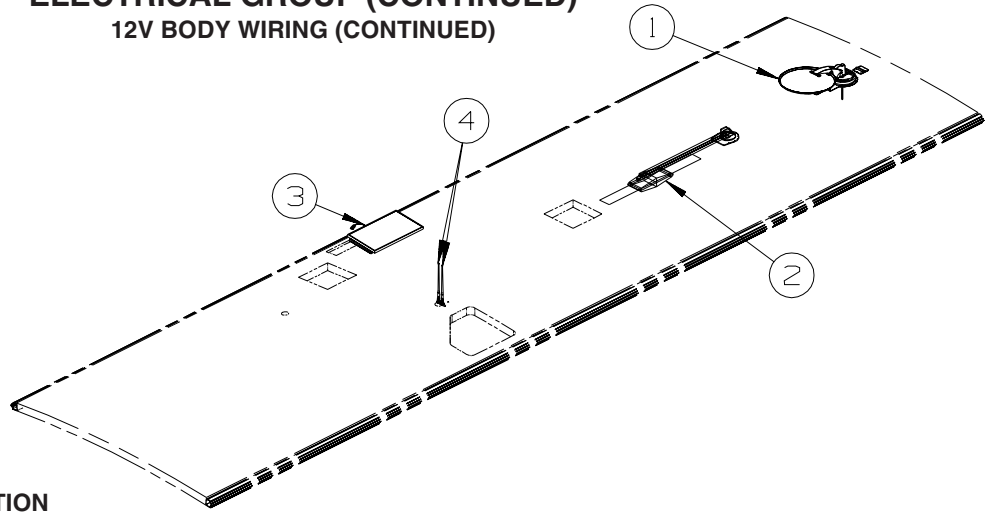


KEY	PART NUMBER	U/M	DESCRIPTION
1*	123775-01-01A	EA	LIGHT - HALOGEN - ROUND
1*	123775-01-02A	EA	LIGHT - HALOGEN - ROUND - SATIN NICKEL - <b>STAINLESS STEEL PKG</b>
2*	091937-08-000	EA	LIGHT-FLUORESCENT-12V/30W-RECESSED-7.3" X 21.8" W/O SWITCH FROM: 00-00-00 THRU: 11-07-04
2	091937-03-000	EA	BULB - FLUORESCENT LIGHT - 12 VOLT FROM: 00-00-00 THRU: 11-07-04
2	153464-03-01A	EA	LIGHT-FLUORESCENT 18" - RECESSED/CURVED-NO SWITCH - WHITE FROM: 11-08-04 THRU: 99-99-99
3	146048-01-01A	EA	LIGHT - HALOGEN/ADJUSTABLE - WHITE
4*	121935-01-01A	EA	LIGHT - DOME - SHOWER
5*	137417-06-01A	EA	LIGHT - DOME - DOUBLE - W/O SWITCH - W/FROSTED LENS-WHITE
6*	137417-06-01A	EA	LIGHT - DOME - DOUBLE - W/O SWITCH - W/FROSTED LENS-WHITE
7*	137417-03-01A	EA	LIGHT - DOME - SINGLE - W/O SWITCH - W/FROSTED LENS-WHITE
8	041250-01-000	EA	SWITCH - PUSH BUTTON/DOOR JAMB - METAL/CHROME
8	138494-01-02B	EA	BRACKET - SWITCH/LIGHT - E-COATED
9*	086280-01-000	EA	LIGHT - SURFACE MOUNT - 12 VOLT

**\*COMPONENT PARTS LISTED LATER IN THIS GROUP**

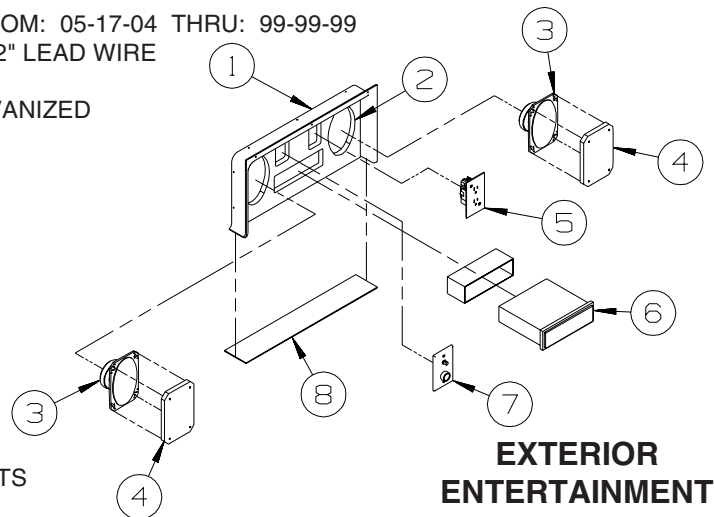
## ELECTRICAL GROUP (CONTINUED)

### 12V BODY WIRING (CONTINUED)



KEY	PART NUMBER	U/M	DESCRIPTION
1*	144377-01-000	EA	ANTENNA/MOBILE TELEVISION SATELLITE - "SEARCH IN MOTION" - <b>IN MOTION SATELLITE</b> FROM: 00-00-00 THRU: 12-12-04
1	154474-01-01A	EA	ANTENNA/SATELLITE - DISH IN DOME/SEARCH IN MOTION - WHITE - <b>IN MOTION SATELLITE</b> FROM: 12-13-04 THRU: 99-99-99
1	154474-01-02A	EA	ANTENNA/SAT. - DISH IN DOME/SRCH IN MOTION - BLACK- <b>IN MOTION SATELLITE/FULL BODY PAINT</b> FROM: 12-13-04 THRU: 99-99-99
1	154474-02-000	EA	CONTROL/SATELLITE KIT - IDB BOX/IDD BOX-POWER SUPPLY-CABLE - <b>IN MOTION SATELLITE</b> FROM: 12-13-04 THRU: 99-99-99
1	154474-03-000	EA	CABLE - SATELLITE - RG6 COAX - 7' W/CONNECTORS - <b>IN MOTION SATELLITE</b> FROM: 12-13-04 THRU: 99-99-99
1	146488-01-000	EA	PLATE - ROOF - CABLE ENTRY - <b>IN MOTION SATELLITE</b> FROM: 12-13-04 THRU: 99-99-99
1*	141454-03-01A	EA	ANTENNA/SATELLITE - "AUTO SEARCH WHILE PARKED/GPS SYSTEM" - <b>SAT DISH - AUTOMATIC</b>
1*	137135-02-000	EA	ANTENNA - SATELLITE DSS - W/SENSOR - <b>SATELLITE DISH &amp; ELEV. SENSOR</b>
2*	076319-23-000	EA	ANTENNA - TV ROOF MOUNT - 44.5" MAST
3*	076319-25-000	EA	KIT - HARDWARE INTERIOR
3	069726-02-000	EA	BUMPER - .88" OD X .40" THICK - BLACK
3*	115504-01-000	EA	PANEL - SOLAR 10 WATT - 12.2"W X 26.9"L X 1.2"H FROM: 00-00-00 THRU: 05-16-04
3	151647-01-000	EA	PANEL - SOLAR 10 WATT FROM: 05-17-04 THRU: 99-99-99
4	090944-01-000	EA	ANTENNA - RADIO - 16" RUBBER - W/72" LEAD WIRE
4	109889-04-000	EA	EXTENDER - ANTENNA SHAFT - 3.7"
4	147741-01-09B	EA	BRACKET - ANTENNA GROUND - GALVANIZED

\*COMPONENT PARTS LISTED LATER IN THIS GROUP



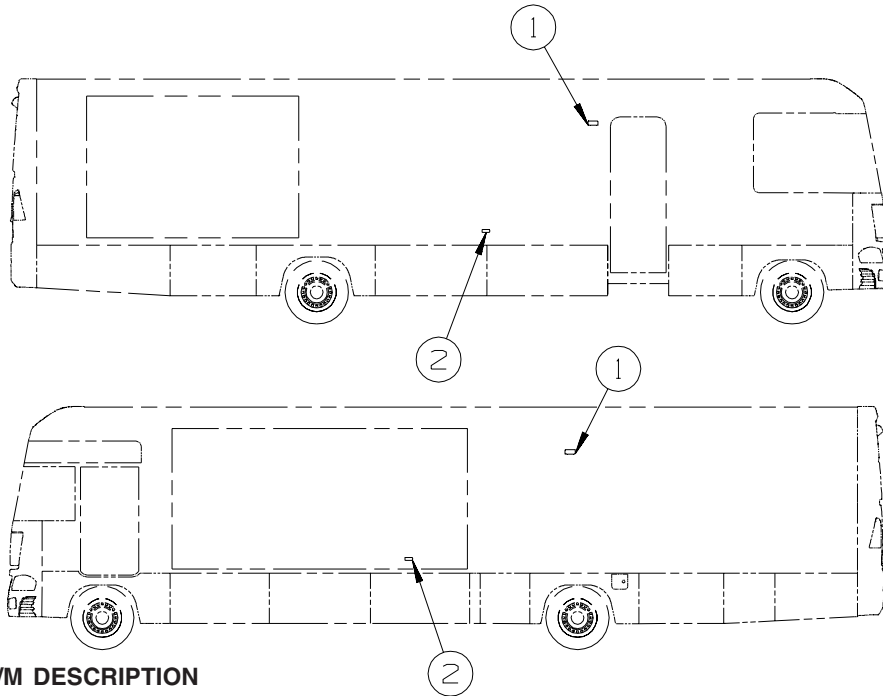
### EXTERIOR ENTERTAINMENT

KEY	PART NUMBER	U/M	DESCRIPTION
1	124696-02-01A	EA	BOX-19.4"W X 10"H X 2.5"D - BRT WHT
	124696-01-01A	EA	BOX-19.4"W X 10"H X 10.2"D W/CUTOUTS
2	127409-02-L15	EA	PLATE - RADIO MOUNTING
3	110469-01-000	EA	SPEAKER - 4" X 6" OVAL - COAXIAL
4	110470-01-01A	EA	GRILLE - 4" X 6" - OVAL SPEAKER - BLACK
5	058708-01-000	EA	RECEPTACLE - ELECTRIC - DOUBLE - BROWN
6*	148231-01-000	EA	RADIO - AM/FM CD W/REMOTE - MAGNADYNE M3100CD FROM: 00-00-00 THRU: 04-11-05
6	155619-01-000	EA	RADIO - AM/FM CD - W/REMOTE - MAGNADYNE M3200CD FROM: 04-12-05 THRU: 99-99-99
7	076319-09-000	EA	WALLPLATE - TV CABLE RECEPTACLE - SINGLE - BROWN
8	104898-01-02A	EA	PLATE - PLASTIC BOTTOM - BRIGHT WHITE

\*COMPONENT PARTS LISTED LATER IN THIS GROUP

# ELECTRICAL GROUP (CONTINUED)

## EXTERIOR LAMPS

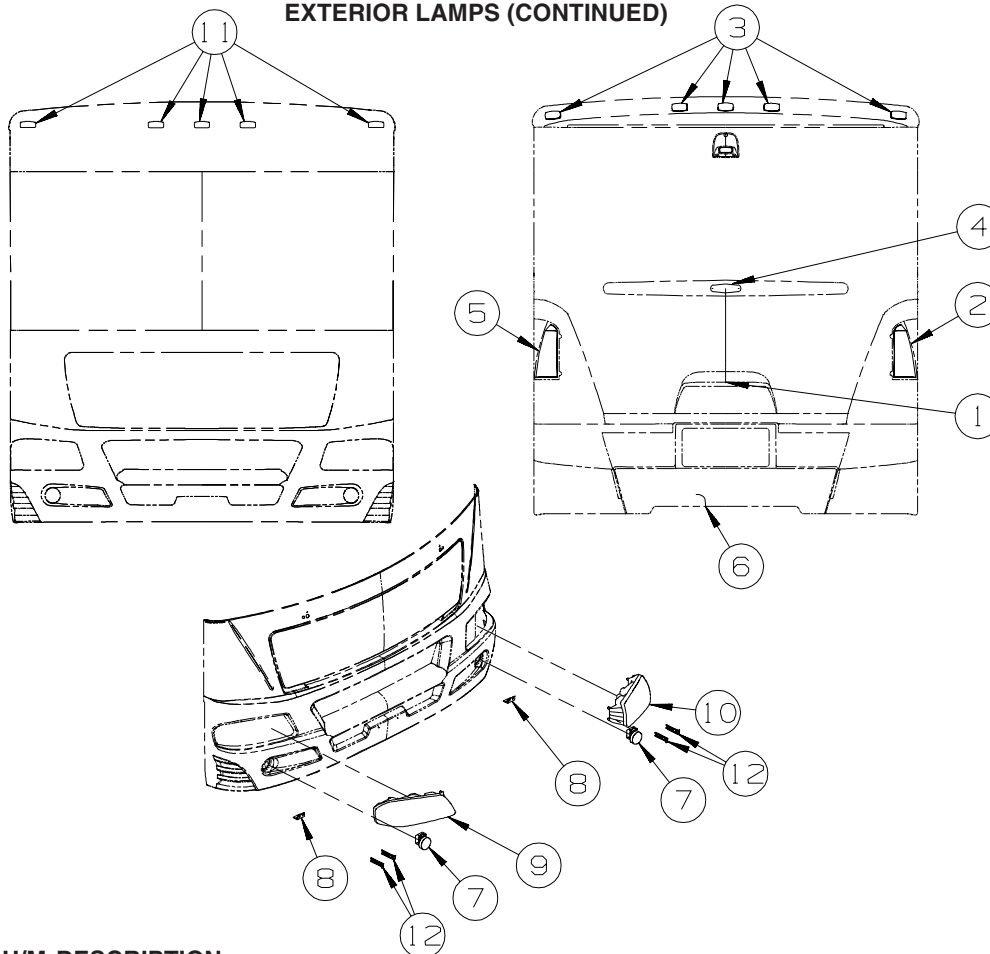


KEY	PART NUMBER	U/M	DESCRIPTION
1*	097917-01-06A	EA	LIGHT - PORCH - BRIGHT WHITE
1	097917-01-08A	EA	LIGHT - PORCH - CHROME
	008215-01-000	EA	BULB - 12 VOLT - #1003 - .94 AMP
2	111102-01-000	EA	BASE - MARKER LAMP
	036196-01-000	EA	BULB - 12V - #194 - .27 AMP - BAYONETTE
2	111102-02-000	EA	LENS - AMBER - MARKER LAMP

**\*COMPONENT PARTS LISTED LATER IN THIS GROUP**

## ELECTRICAL GROUP (CONTINUED)

### EXTERIOR LAMPS (CONTINUED)

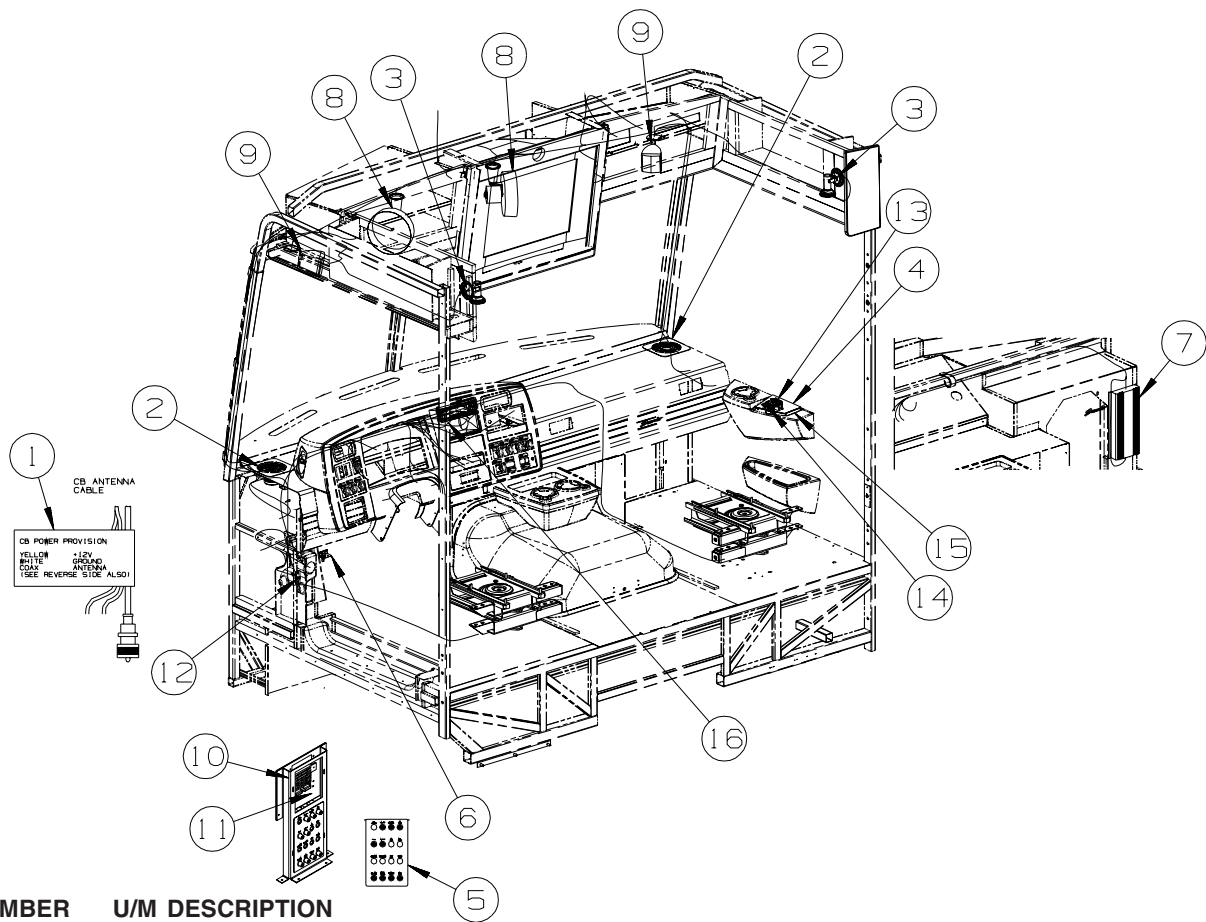


KEY	PART NUMBER	U/M	DESCRIPTION
1	087201-01-000	EA	LIGHT - HALF ROUND - 1" X 1.7" - PLASTIC - BLACK OR WHITE
2	142117-01-000	EA	LAMP - TAILLIGHT - REAR - RIGHT HAND
2	112707-01-000	EA	BULB - 12 VOLT - #3156 - 2.10 AMP
2	112708-01-000	EA	BULB - 12 VOLT - #3157 - .59/2.10 AMP
2	112709-01-000	EA	SOCKET - TURN LIGHT
2	112709-03-000	EA	SOCKET - BRAKE LIGHT/MARKER LIGHT
3	133055-01-000	EA	LENS - RED - F/CLEARANCE/MARKER
3	133055-03-000	EA	BASE - F/CLEARANCE/MARKER - WHITE
3	036196-01-000	EA	BULB - 12V - #194 - .27 AMP - BAYONETTE
3	138996-04-000	EA	CONNECTOR - LAMP
4	136917-01-000	EA	LIGHT - BRAKE - CENTER MOUNT - OVAL
5	142117-02-000	EA	LAMP - TAILLIGHT - REAR - LEFT HAND
5	112707-01-000	EA	BULB - 12 VOLT - #3156 - 2.10 AMP
5	112708-01-000	EA	BULB - 12 VOLT - #3157 - .59/2.10 AMP
5	112709-01-000	EA	SOCKET - TURN LIGHT
5	112709-03-000	EA	SOCKET - BRAKE LIGHT/MARKER LIGHT
6*	113589-02-000	EA	CONNECTOR - SOCKET - TRAILER
6*	113589-01-000	EA	CONNECTOR - PLUG - TRAILER
7	138910-01-000	EA	LAMP - FOG - CLEAR/ROUND - HELLA
			FROM: 00-00-00 THRU: 05-06-04
7	151421-01-000	EA	LAMP - FOG - CLEAR/ROUND - HAMSAR
			FROM: 05-07-04 THRU: 99-99-99
8	139686-01-02B	EA	ANGLE - MOUNT - FOG LAMP - E-COATED
9*	142115-01-000	EA	HEADLAMP - W/PARK/TURN SIGNAL - RIGHT HAND
10*	142115-02-000	EA	HEADLAMP - W/PARK/TURN SIGNAL - LEFT HAND
	049359-01-000	EA	SPRING - RETAINER - HEADLAMP - GM #496096
11	036196-01-000	EA	BULB - 12V - #194 - .27 AMP - BAYONETTE
11	102520-01-000	EA	LIGHT - CLEARANCE - W/O SOCKET/HOUSING - AMBER
11	102541-01-000	EA	GASKET - CLEARANCE LIGHT
12	141281-01-01A	EA	RETAINER - HEADLAMP

\*COMPONENT PARTS LISTED LATER IN THIS GROUP

## ELECTRICAL GROUP (CONTINUED)

### FRONT END

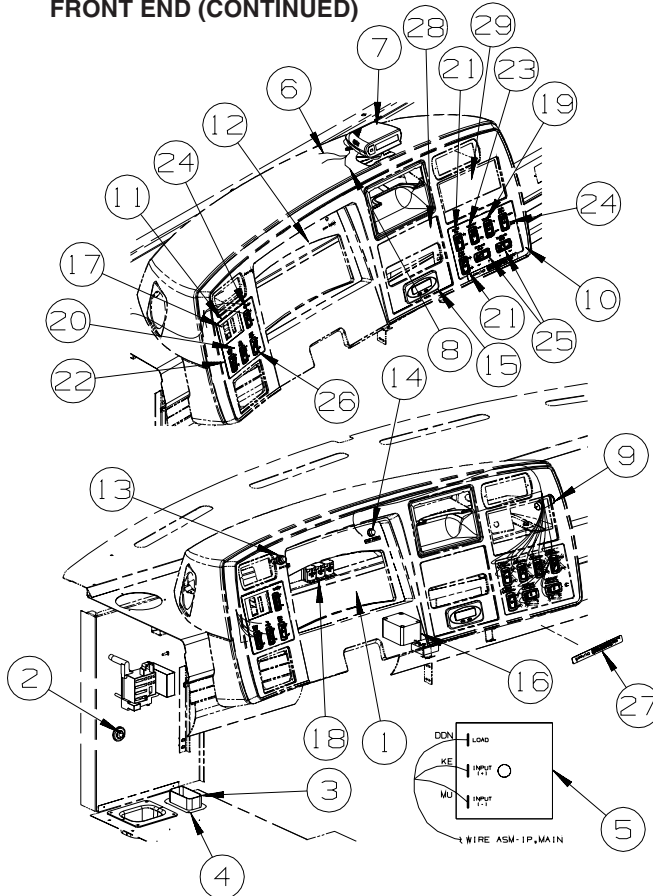


KEY	PART NUMBER	U/M	DESCRIPTION
1	104678-01-000	EA	LABEL - CB PREP
2	094097-01-000	EA	SPEAKER - RADIO/TV - W/O GRILLE - 5.25" DIAMETER
2	139111-01-02A	EA	GRILLE - SPEAKER - 6" ROUND - GLACIER
3	128786-02-01A	EA	LIGHT - READING/SWIVEL - W/O SWITCH - BRASS
3	128786-02-02A	EA	LIGHT - READING/SWIVEL - W/O SWITCH - SATIN NICKEL - <b>STAINLESS STEEL PKG</b>
3	123917-01-000	EA	BULB - 12V - HALOGEN SPOT
4	148653-05-01A	EA	APPLIQUE - PASSENGER - DARK RIVERSTONE
5	093236-41-000	EA	LABEL - CIRCUIT BREAKER
6	147428-01-02B	EA	BRACKET/ZEE - F/TEMPERATURE SENSOR - E-COATED
7	124881-02-000	EA	AMPLIFIER - AUDIO - MTS Q SURROUND - ORANGE LABEL (LATEST)
8	122856-01-01A	EA	FAN-DEFROSTER-2 SPEED W/SWIVEL BASE/NON-OSCILLATING-CHROME
9	148026-01-01A	EA	SPEAKER - CUBE - W/FIXED BRACKET - SILVER
10	149689-01-02B	EA	BRACKET - CIRCUIT BREAKER, E-COAT
11	149690-01-02B	EA	BRACKET - FUSE PANEL, WH, E-COAT
11	149690-02-02B	EA	BRACKET - FUSE PANEL, FORD, E-COAT
12	041250-01-000	EA	SWITCH - PUSH BUTTON/DOOR JAMB - METAL/CHROME
13	145638-01-01A	EA	SWITCH/ROCKER - SPST (ON/OFF) - BLACK
14	145638-09-01A	EA	SWITCH/ROCKER - DPDT (ON/OFF/ON) - BLACK
14	145754-01-01A	EA	SWITCH - BLANK - BLACK
15	145926-08-02B	EA	INSERT ASM - SWITCH, RH - E-COAT
16	115539-01-000	EA	RELAY - RADIO/TV SPEAKER SWITCH W/WIRE - #SCLD-W-B-4PDT-C



## ELECTRICAL GROUP (CONTINUED)

### FRONT END (CONTINUED)

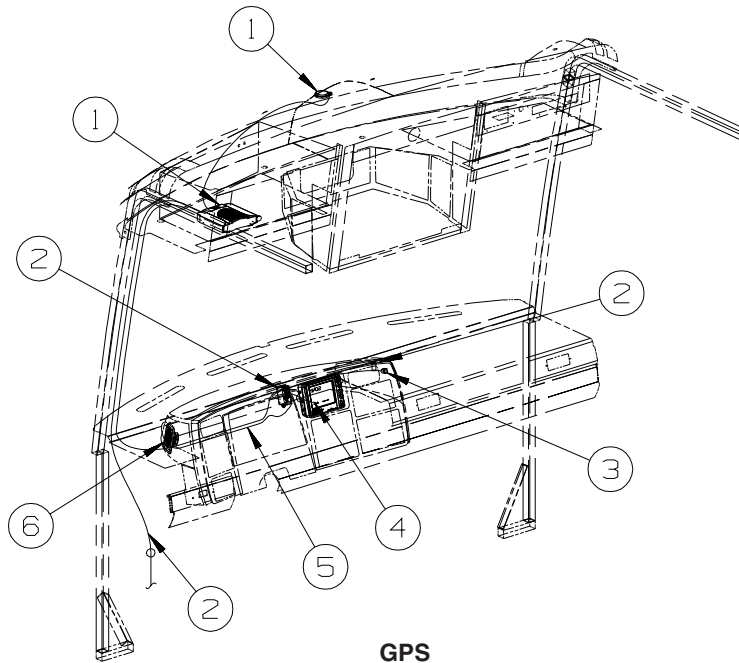


KEY	PART NUMBER	U/M	DESCRIPTION
1		EA	CLUSTER - INSTRUMENT PANEL - <b>CHASSIS SUPPLIED</b>
2	118499-01-000	EA	STUD-FEED THRU
3	118571-03-000	EA	BRACKET - MOUNTING
4	118571-04-000	EA	GASKET
5	133535-01-000	EA	MODULE - TIMER 20 SECOND - WARNING LIGHT - TS61120P
6	147190-03-000	EA	CABLE/ANTENNA-SAT RADIO SIRIUS-22"W/O RADIO END CONNECTOR FROM: 00-00-00 THRU: 09-03-04
6	152780-02-000	EA	CABLE/ANTENNA - SATELLITE RADIO SIRRUS FROM: 09-04-04 THRU: 99-99-99
7*	148113-01-000	EA	RADIO/TUNER - SATELLITE/SIRIUS - W/REMOTE-W/O ANTENNA
7	148113-02-000	EA	CRADLE - RADIO - W/O BUILT IN FM TRANSMITTER - KENWOOD FROM: 00-00-00 THRU: 06-04-04
7	148113-04-000	EA	DOCKING KIT-W/FM TRANSMITTER/ANTENNA/CRADLE/WIRING/SCREWS FROM: 06-05-04 THRU: 99-99-99
8	148114-01-000	EA	CABLE - AUDIO - 1/8" TO RCA STEREO
9	111414-01-000	EA	RECEPTACLE/SOCKET - 12 VOLT
10	148653-01-01A	EA	APPLIQUE - BEZEL - RIGHT HAND - DARK RIVERSTONE - <b>FRONT RIGHT SLIDEOUT</b>
10	148653-03-01A	EA	APPLIQUE - BEZEL - RIGHT HAND - DARK RIVERSTONE
11	148653-02-01A	EA	APPLIQUE - BEZEL - LEFT HAND - DARK RIVERSTONE - <b>2004 WORKHORSE CHASSIS</b>
11	148653-09-01A	EA	APPLIQUE - BEZEL - LEFT HAND - DARK RIVERSTONE - <b>2005 WORKHORSE CHASSIS</b>
11	148653-04-01A	EA	APPLIQUE - BEZEL - LEFT HAND - DARK RIVERSTONE - <b>FORD</b>
12	148653-06-01A	EA	APPLIQUE - BEZEL - INSTRUMENT CLUSTER - DARK RIVERSTONE - <b>WORKHORSE</b>
12	148653-07-01A	EA	APPLIQUE/BEZEL - INSTRUMENT CLUSTER - FORD - DK RIVERSTONE - <b>2004 FORD</b>
12	148653-10-01A	EA	APPLIQUE - BEZEL - INSTRUMENT CLUSTER - FORD-DK RIVERSTONE - <b>2006 FORD</b>
13	150237-01-000	EA	LIGHT - INDICATOR - RED
14	150237-02-000	EA	LIGHT - INDICATOR - AMBER
15*	136119-01-000	EA	COMPASS/THERMOMETER - ELECTRONIC- 4.5" X 2.3" DISPLAY FACE
16	128074-02-000	EA	FILTER - NOISE - 12 VOLT DC W/PLUGS
	077031-03-000	EA	FILM - WHITE - .75" X 1"
17	134088-02-01A	EA	APPLIQUE - SWITCH - HEADLAMP - BLACK - <b>WORKHORSE</b>
18	063912-02-000	EA	RELAY - CANISTER - SPDT
	063910-01-000	EA	HOUSING - RELAY
19	145638-01-01A	EA	SWITCH/ROCKER - SPST (ON/OFF) - BLACK
19	108355-01-000	EA	HOUSING - SWITCH
19	103603-01-000	EA	BULB - 12V - #74 - .12A WEDGE - GE 22-25 USED IN DAS

**ELECTRICAL GROUP (CONTINUED)**  
**FRONT END (CONTINUED)**

KEY	PART NUMBER	U/M	DESCRIPTION
20	145638-02-01A	EA	SWITCH/ROCKER - SPST (ON/OFF) - LIGHTED - BLACK
20	108355-01-000	EA	HOUSING - SWITCH
20	103603-01-000	EA	BULB - 12V - #74 - .12A WEDGE - GE 22-25 USED IN DAS
21	145638-03-01A	EA	SWITCH/ROCKER - SPDT (ON/OFF/ON) - BLACK
21	108355-01-000	EA	HOUSING - SWITCH
21	103603-01-000	EA	BULB - 12V - #74 - .12A WEDGE - GE 22-25 USED IN DAS
22	145638-04-01A	EA	SWITCH/ROCKER - SPDT (ON/ON) - BLACK
22	108355-01-000	EA	HOUSING - SWITCH
22	103603-01-000	EA	BULB - 12V - #74 - .12A WEDGE - GE 22-25 USED IN DAS
23	145638-06-01A	EA	SWITCH/ROCKER - SPDT (ON/OFF/ON) - LIGHTED - BLACK
23	108355-01-000	EA	HOUSING - SWITCH
23	103603-01-000	EA	BULB - 12V - #74 - .12A WEDGE - GE 22-25 USED IN DAS
24	145638-07-01A	EA	SWITCH/ROCKER - DPDT (ON/ON) - BLACK
24	108355-02-000	EA	HOUSING - SWITCH - 12 POSITION
24	103603-01-000	EA	BULB - 12V - #74 - .12A WEDGE - GE 22-25 USED IN DAS
25	145638-09-01A	EA	SWITCH/ROCKER - DPDT (ON/OFF/ON) - BLACK
25	108355-01-000	EA	HOUSING - SWITCH
25	103603-01-000	EA	BULB - 12V - #74 - .12A WEDGE - GE 22-25 USED IN DAS
26	145638-08-01A	EA	SWITCH/ROCKER - DPDT (ON/ON) - LIGHTED - BLACK
26	108355-02-000	EA	HOUSING - SWITCH - 12 POSITION
26	103603-01-000	EA	BULB - 12V - #74 - .12A WEDGE - GE 22-25 USED IN DAS
27	116549-01-000	EA	LABEL - WARNING - SLIDEOUT
28	148653-11-01A	EA	APPLIQUE - BEZEL - RIGHT HAND - DARK RIVERSTONE - <b>FORD</b> FROM: 01-24-05 THRU: 99-99-99
29	148653-12-01A	EA	APPLIQUE - BEZEL - RADIO - DARK RIVERSTON - <b>FORD</b> FROM: 01-24-05 THRU: 99-99-99

**\*COMPONENT PARTS LISTED LATER IN THIS GROUP**

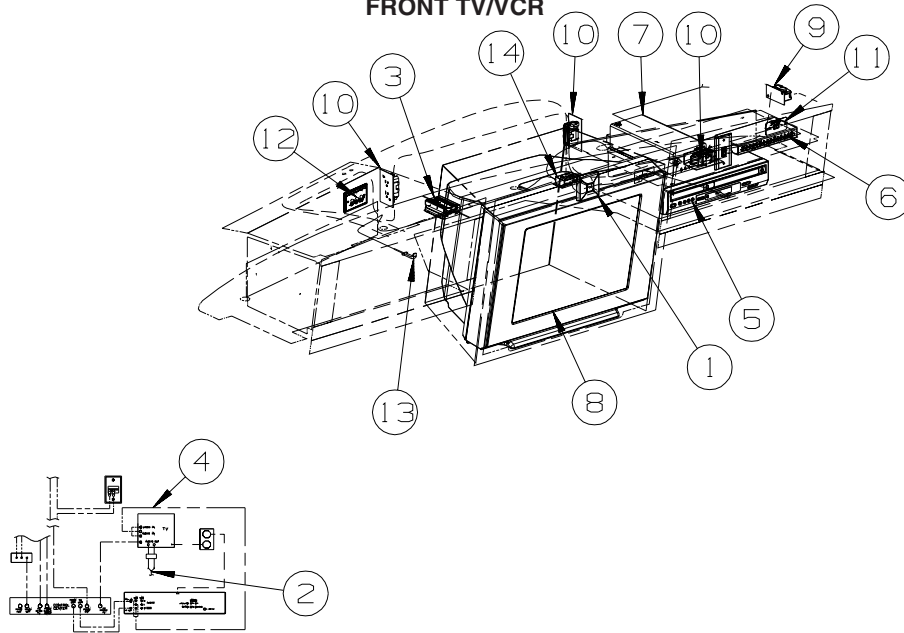


KEY	PART NUMBER	U/M	DESCRIPTION
1*	148158-01-000	EA	COMPUTER - GPS NAVIGATION SYS - (MAGELLAN MAGNK-01W) - <b>INCLUDES ANTENNA</b>
2	148158-02-000	EA	CABLES - F/GPS NAVIGATION SYS - (MAGELLAN MAGNK-02W) - <b>INCLUDES MODULE, REMOTE EYE</b>
3	144734-03-000	EA	SPACER
4	148112-01-000	EA	CABLE - MONITOR - SONY AUX
5	148592-01-000	EA	CABLE - RCA MALE-1/4 FEMALE SPADES - RIVER PARK SCB-RCA120
6	098819-01-000	EA	SPEAKER - 4" - 2 WATT - 8 OHM
6	093214-01-01A	EA	GRILLE - SPEAKER - 4" - BLACK

**\*COMPONENT PARTS LISTED LATER IN THIS GROUP**

## ELECTRICAL GROUP (CONTINUED)

### FRONT TV/VCR

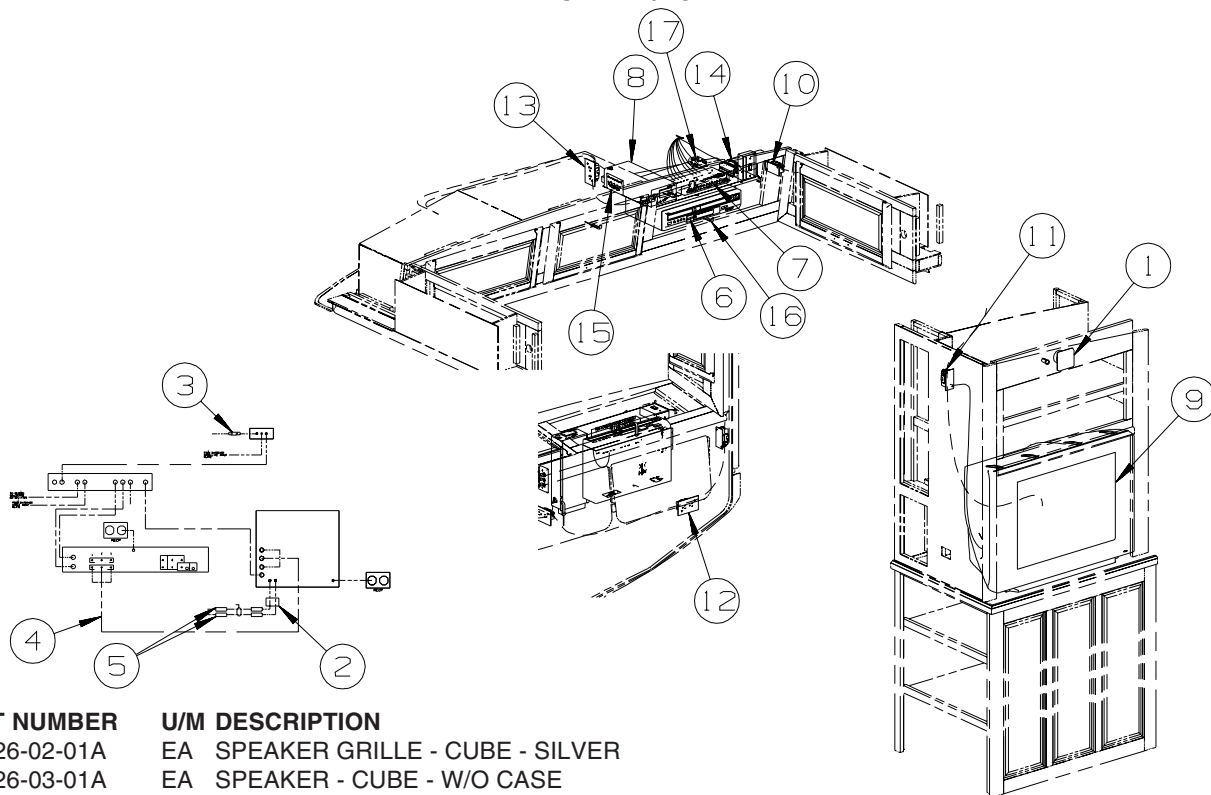


KEY	PART NUMBER	U/M	DESCRIPTION
1	148026-02-01A	EA	SPEAKER GRILLE - CUBE - SILVER
1	148026-03-01A	EA	SPEAKER - CUBE - W/O CASE
2	117420-01-000	EA	CABLE - W/MALE RCA ENDS - SHIELDED - 12"
3	147139-01-000	EA	AMPLIFIER - STEREO 2 CHANNEL
4	136860-01-000	EA	CABLE - RCA - #3 MALE TO #12F MALE CONNECTOR
5*	146396-02-000	EA	DVD/VCR PLAYER - SONY SLV-D300P
6	142258-01-000	EA	SWITCH - VIDEO/ANTENNA POWER SUPPLY
7	099048-04-000	EA	INVERTER - 300 WATT
8*	146299-01-000	EA	TV - 24" STEREO W/5 JACKS - SONY 24FS100
			FROM: 00-00-00 THRU: 07-18-04
8*	146299-02-000	EA	TV - 24" STEREO W/5 JACKS - SONY 24FS100
			FROM: 07-19-04 THRU: 99-99-99
9	058707-02-000	EA	RECEPTACLE - BLANK - JUNCTION BOX
10	058708-01-000	EA	RECEPTACLE - ELECTRIC - DOUBLE - BROWN
11	079364-04-000	EA	SWITCH - ON/OFF ROCKER - 2 TERMINAL - BLACK
11	098351-09-01A	EA	PLATE/SWITCH - 1 GANG - POLISHED BRASS - SPEAKER SELECT/TV - BRASS
11	098351-09-02A	EA	PLATE/SWITCH - 1 GANG - CHROME - SPEAKER SELECT/TV - NICKEL - <b>STAINLESS STEEL PKG</b>
12	149557-04-01A	EA	PLATE/WALL - TRIPLE COAXIAL/HORIZONTAL - WHITE
13	149750-03-000	EA	TRANSMITTER - F/INFRA RED RECEIVER
14	149750-04-000	EA	MODULE/INTERFACE - INFRA RED (RECEIVER TO TRANSMITTER)

**\*COMPONENT PARTS LISTED LATER IN THIS GROUP**

# ELECTRICAL GROUP (CONTINUED)

## SIDE TV/VCR

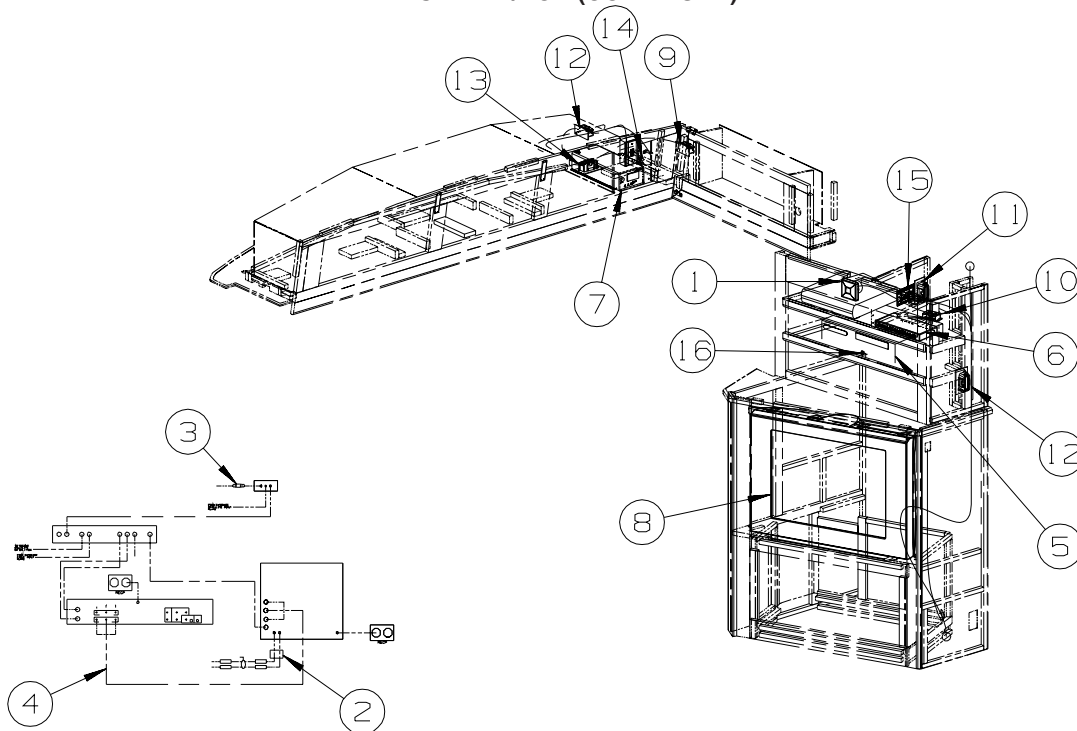


G37B

KEY	PART NUMBER	U/M	DESCRIPTION
1	148026-02-01A	EA	SPEAKER GRILLE - CUBE - SILVER
1	148026-03-01A	EA	SPEAKER - CUBE - W/O CASE
2	NOT USED	EA	FILTER - GROUND LOOP
3	082134-01-000	EA	ADAPTER - TV - CABLE TO CABLE
4	136860-01-000	EA	CABLE - RCA - #3 MALE TO #12F MALE CONNECTOR
5	140261-01-000	EA	CONNECTOR - RCA - FEMALE/FEMALE
6*	146396-02-000	EA	DVD/VCR PLAYER - SONY SLV-D300P
			FROM: 00-00-00 THRU: 07-11-04
6*	146396-03-000	EA	DVD/VCR PLAYER - SONY SLV-D350P
			FROM: 07-12-04 THRU: 99-99-99
7	142258-01-000	EA	SWITCH - VIDEO/ANTENNA POWER SUPPLY
8	099048-04-000	EA	INVERTER - 300 WATT
9*	146298-01-000	EA	TV - 27" STEREO W/5 JACKS - SONY 27FS100
			FROM: 00-00-00 THRU: 05-30-04
9*	146298-02-000	EA	TV - 27" STEREO W/5 JACKS - SONY 27FS120
			FROM: 05-31-04 THRU: 99-99-99
10	058707-02-000	EA	RECEPTACLE - BLANK - JUNCTION BOX
11	058707-01-000	EA	RECEPTACLE - ELECTRIC - SINGLE - BROWN
12	058708-06-000	EA	RECEPTACLE - ELECTRIC - DOUBLE - IVORY
13	058708-05-000	EA	RECEPTACLE - ELECTRIC - SINGLE - BROWN
14	147139-01-000	EA	AMPLIFIER - STEREO 2 CHANNEL
15	149557-04-01A	EA	PLATE/WALL - TRIPLE COAXIAL/HORIZONTAL - WHITE
16	149750-03-000	EA	TRANSMITTER - F/INFRA RED RECEIVER
17	149750-04-000	EA	MODULE/INTERFACE - INFRA RED (RECEIVER TO TRANSMITTER)

\*COMPONENT PARTS LISTED LATER IN THIS GROUP

**ELECTRICAL GROUP (CONTINUED)**  
**SIDE TV/VCR (CONTINUED)**

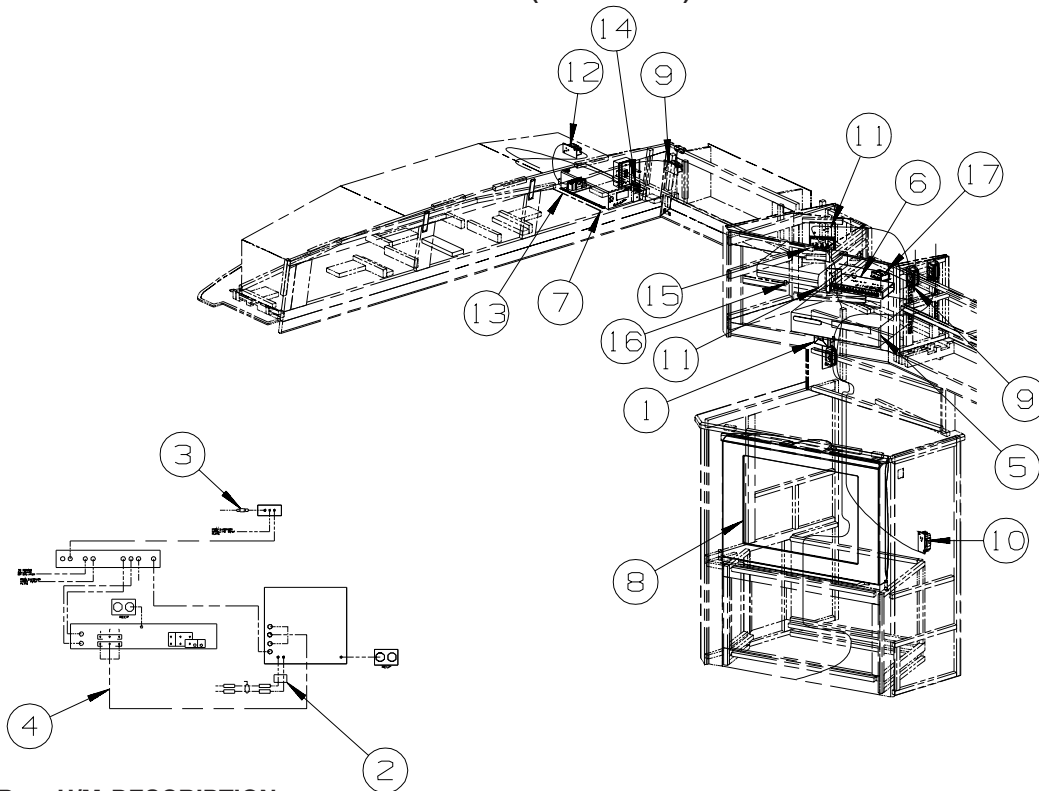


**G38J**

KEY	PART NUMBER	U/M	DESCRIPTION
1	148026-02-01A	EA	SPEAKER GRILLE - CUBE - SILVER
1	148026-03-01A	EA	SPEAKER - CUBE - W/O CASE
2	123324-01-000	EA	FILTER - GROUND LOOP
3	082134-01-000	EA	ADAPTER - TV - CABLE TO CABLE
4	136860-01-000	EA	CABLE - RCA - #3 MALE TO #12F MALE CONNECTOR
5*	146396-02-000	EA	DVD/VCR PLAYER - SONY SLV-D300P
5*	146396-03-000	EA	DVD/VCR PLAYER - SONY SLV-D350P FROM: 00-00-00 THRU: 07-11-04 FROM: 07-12-04 THRU: 99-99-99
6	142258-01-000	EA	SWITCH - VIDEO/ANTENNA POWER SUPPLY
7	099048-04-000	EA	INVERTER - 300 WATT
8*	146298-01-000	EA	TV - 27" STEREO W/5 JACKS - SONY 27FS100 FROM: 00-00-00 THRU: 05-30-04
8*	146298-02-000	EA	TV - 27" STEREO W/5 JACKS - SONY 27FS120 FROM: 05-31-04 THRU: 99-99-99
9	058707-02-000	EA	RECEPTACLE - BLANK - JUNCTION BOX
10	149750-04-000	EA	MODULE/INTERFACE - INFRA RED (RECEIVER TO TRANSMITTER)
11	058708-01-000	EA	RECEPTACLE - ELECTRIC - DOUBLE - BROWN
12	058708-05-000	EA	RECEPTACLE - ELECTRIC - SINGLE - BROWN
13	058708-06-000	EA	RECEPTACLE - ELECTRIC - DOUBLE - WHITE
14	147139-01-000	EA	AMPLIFIER - STEREO 2 CHANNEL
15	149557-04-01A	EA	PLATE/WALL - TRIPLE COAXIAL/HORIZONTAL - WHITE
16	149750-03-000	EA	TRANSMITTER - F/INFRA RED RECEIVER

**\*COMPONENT PARTS LISTED LATER IN THIS GROUP**

**ELECTRICAL GROUP (CONTINUED)**  
**SIDE TV/VCR (CONTINUED)**



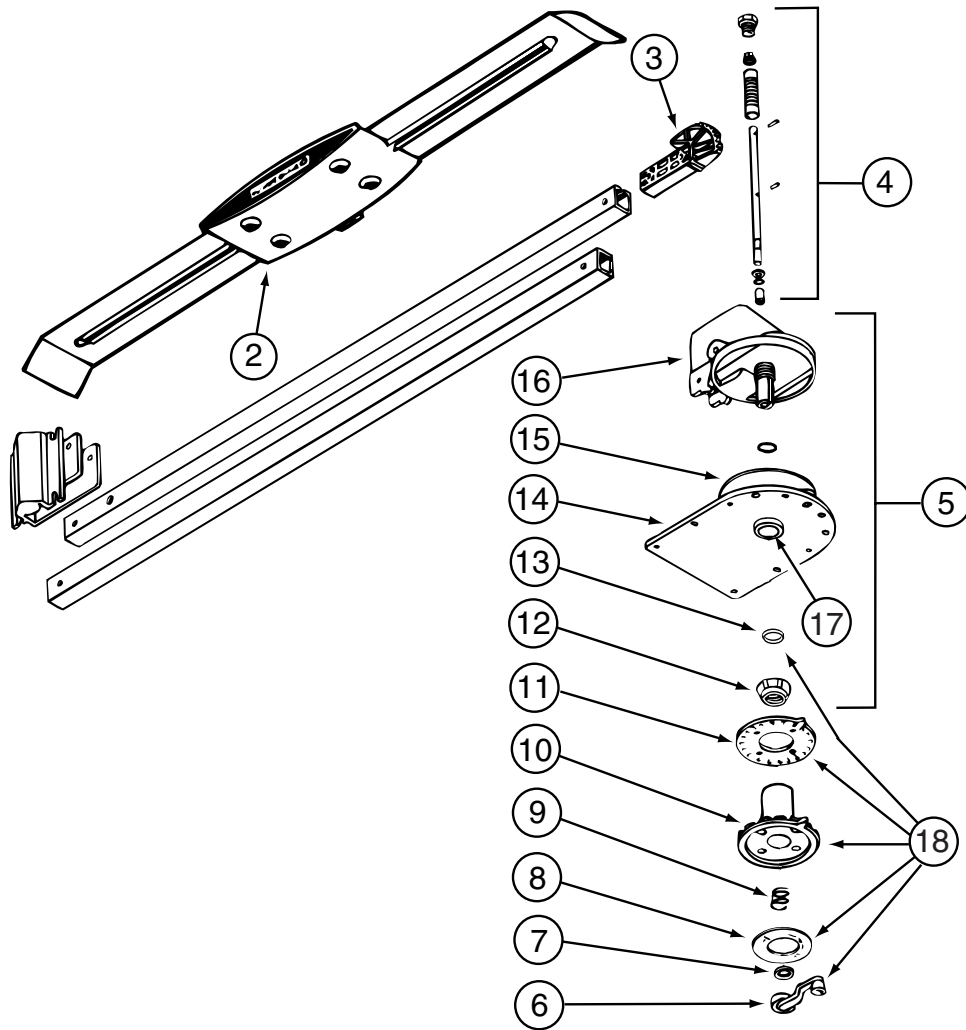
**G38R**

KEY	PART NUMBER	U/M	DESCRIPTION
1	148026-02-01A	EA	SPEAKER GRILLE - CUBE - SILVER
1	148026-03-01A	EA	SPEAKER - CUBE - W/O CASE
2	123324-01-000	EA	FILTER - GROUND LOOP
3	082134-01-000	EA	ADAPTER - TV - CABLE TO CABLE
4	136860-01-000	EA	CABLE - RCA - #3 MALE TO #12F MALE CONNECTOR
5*	146396-02-000	EA	DVD/VCR PLAYER - SONY SLV-D300P
			FROM: 00-00-00 THRU: 07-11-04
5*	146396-03-000	EA	DVD/VCR PLAYER - SONY SLV-D350P
			FROM: 07-12-04 THRU: 99-99-99
6	142258-01-000	EA	SWITCH - VIDEO/ANTENNA POWER SUPPLY
7	099048-04-000	EA	INVERTER - 300 WATT
8*	146298-01-000	EA	TV - 27" STEREO W/5 JACKS - SONY 27FS100
			FROM: 00-00-00 THRU: 05-30-04
8*	146298-02-000	EA	TV - 27" STEREO W/5 JACKS - SONY 27FS120
			FROM: 05-31-04 THRU: 99-99-99
9	058707-02-000	EA	RECEPTACLE - BLANK - JUNCTION BOX
10	058707-01-000	EA	RECEPTACLE - ELECTRIC - SINGLE - BROWN
11	058708-01-000	EA	RECEPTACLE - ELECTRIC - DOUBLE - BROWN
12	058708-05-000	EA	RECEPTACLE - ELECTRIC - SINGLE - BROWN
13	058708-06-000	EA	RECEPTACLE - ELECTRIC - DOUBLE - WHITE
14	147139-01-000	EA	AMPLIFIER - STEREO 2 CHANNEL
15	149557-04-01A	EA	PLATE/WALL - TRIPLE COAXIAL/HORIZONTAL - WHITE
16	149750-03-000	EA	TRANSMITTER - F/INFRA RED RECEIVER
17	149750-04-000	EA	MODULE/INTERFACE - INFRA RED (RECEIVER TO TRANSMITTER)

**\*COMPONENT PARTS LISTED LATER IN THIS GROUP**



**ELECTRICAL GROUP (CONTINUED)**  
**COMPONENT PARTS FOR WIRING**



**076319-23-000**

KEY	PART NUMBER	U/M	DESCRIPTION	VENDOR NO.
2	076319-01-700	EA	HEAD-ANTENNA, AMPLIFIED	RVSA U/V
3	076319-01-701	EA	GEAR-ELEVATING, PLASTIC	2200046
4	076319-01-702	EA	SHAFT ASM-ELEVATING	RP-4000
5	076319-01-711	EA	BASE & LIFT ASM	2762802
7	076319-01-705	EA	GROMMET-NYLON, 7/8"ID	3200658
8	076319-01-708	EA	DECAL-CRANK	5413002
9	076319-01-707	EA	SPRING-HANDLE	2160822
11	076319-01-712	EA	PLATE - CEILING	3200608
12	076319-01-715	EA	NUT (GEAR HOUSING)	2200047
14	076319-01-713	EA	PLATE-BASE, STEEL	3100523
15	076319-01-703	EA	BEARING-NYLON, 5"OD	3200656
16	076319-01-714	EA	HOUSING, ROTATING GEAR	2200049
17	076319-01-704	EA	BEARING-NYLON, 1.25"OD	3200657
18	076319-01-709	EA	HANDLE-HEAD DIRECTIONAL	200644
	076319-01-716	EA	TUBING, ELEVATING	RP-2900

CONTACT WINNEBAGO PART SALES FOR UNLISTED COMPONENT(S)

**076319-25-000**

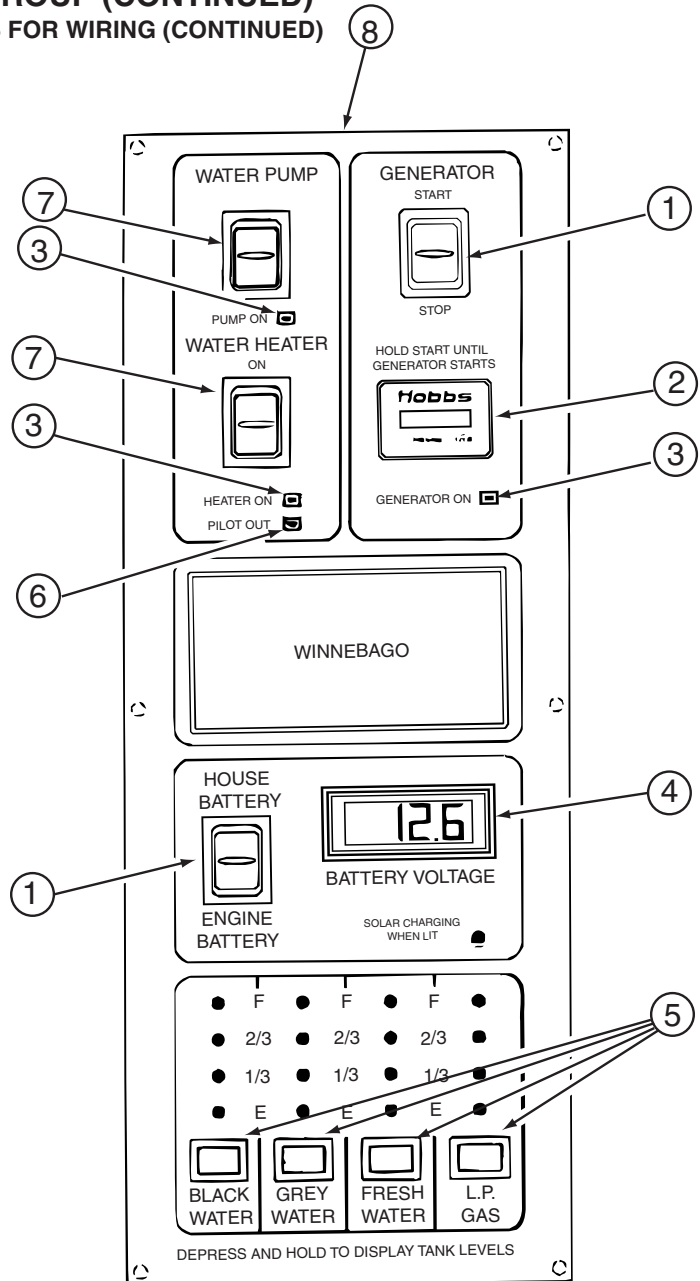
KEY	PART NUMBER	U/M	DESCRIPTION	VENDOR NO.
6	076319-01-706	EA	CRANK-W/SET SCREW UNIV/BEIGE	2750897
6	120233-01-710	EA	HANDLE-CRANK W/SCREW - WHITE	RP-6795
8	076319-01-708	EA	DECAL-CRANK	5413002
10	076319-25-700	EA	DIRECTIONAL HANDLE(WHITE)	3200612
11	076319-25-701	EA	PLATE - CEILING(WHITE)	3200609
13	120233-01-709	EA	WASHER-NYLON	RP-2658

CONTACT WINNEBAGO PART SALES FOR UNLISTED COMPONENT(S)

**ELECTRICAL GROUP (CONTINUED)**  
**COMPONENT PARTS FOR WIRING (CONTINUED)**

			<b>086280-01-000</b>	
<b>KEY</b>	<b>PART NUMBER</b>	<b>U/M DESCRIPTION</b>		<b>VENDOR NO.</b>
	086280-01-700	EA BULB,12V		ARP1089
			<b>087694-01-000</b>	
<b>KEY</b>	<b>PART NUMBER</b>	<b>U/M DESCRIPTION</b>		<b>VENDOR NO.</b>
	087694-01-700	EA BULB		GE561
			<b>091937-08-000</b>	
<b>KEY</b>	<b>PART NUMBER</b>	<b>U/M DESCRIPTION</b>		<b>VENDOR NO.</b>
	091937-08-700	EA LENS - LIGHT - FLUORESCENT		D-766
			<b>091937-09-000</b>	
<b>KEY</b>	<b>PART NUMBER</b>	<b>U/M DESCRIPTION</b>		<b>VENDOR NO.</b>
	091937-09-700	EA LENS - LIGHT - FLUORESCENT		D-762
			<b>093575-23-03A</b>	
<b>KEY</b>	<b>PART NUMBER</b>	<b>U/M DESCRIPTION</b>		<b>VENDOR NO.</b>
	093575-23-700	EA GLOBE - SQUARE		
			<b>097917-01-06A</b>	
<b>KEY</b>	<b>PART NUMBER</b>	<b>U/M DESCRIPTION</b>		<b>VENDOR NO.</b>
	097917-01-700	EA LENS-LIGHT, CLEAR		30-78-021
			<b>105620-15-000</b>	
<b>KEY</b>	<b>PART NUMBER</b>	<b>U/M DESCRIPTION</b>		<b>VENDOR NO.</b>
	105620-15-700	EA FUSE/BUSS (2AMP/250V) 3 PER PK		8330-3343
			<b>108354-01-01A</b>	
<b>KEY</b>	<b>PART NUMBER</b>	<b>U/M DESCRIPTION</b>		<b>VENDOR NO.</b>
	108354-01-700	EA BULB-COURTESY LIGHT		395-B
			<b>113589-01-000</b>	
<b>KEY</b>	<b>PART NUMBER</b>	<b>U/M DESCRIPTION</b>		<b>VENDOR NO.</b>
	113589-01-700	EA ADAPTER, 4-WAY/6-WAY		5291
			<b>113589-02-000</b>	
<b>KEY</b>	<b>PART NUMBER</b>	<b>U/M DESCRIPTION</b>		<b>VENDOR NO.</b>
	113589-03-700	EA ADAPTER 7 RND SPADE/4 FLAT		5290
			<b>115504-01-000</b>	
<b>KEY</b>	<b>PART NUMBER</b>	<b>U/M DESCRIPTION</b>		<b>VENDOR NO.</b>
	115504-01-700	EA PLUG & CABLE, 10 WATT PANEL		600-016
			<b>121935-01-01A</b>	
<b>KEY</b>	<b>PART NUMBER</b>	<b>U/M DESCRIPTION</b>		<b>VENDOR NO.</b>
	121935-01-700	EA LENS ONLY		809511
			<b>123775-01-01A</b>	
<b>KEY</b>	<b>PART NUMBER</b>	<b>U/M DESCRIPTION</b>		<b>VENDOR NO</b>
	123775-01-700	EA BULB - 10 WATT - HALOGEN		71-JC10
	123775-01-701	EA BEZEL/LENS - RECESSED LIGHT		
			<b>123775-01-02A</b>	
<b>KEY</b>	<b>PART NUMBER</b>	<b>U/M DESCRIPTION</b>		<b>VENDOR NO</b>
	123775-01-702	EA BEZEL/LENS - SATIN NICKEL		99 953470

**ELECTRICAL GROUP (CONTINUED)**  
**COMPONENT PARTS FOR WIRING (CONTINUED)**



**133004-02-01A**

KEY	PART NUMBER	U/M	DESCRIPTION	VENDOR NO.
1	133004-01-702	EA	SWITCH/DPDT MOM=ON-OFF-ON	L1011-00
2	100258-10-701	EA	GAUGE-HR METER ONLY (LCD)	L0775-00
3	133004-01-706	EA	L.E.D. GREEN-PANEL MOUNT	L0785
4	133004-01-704	EA	METER/VOLT-DIGITAL - LCD	L1008-00
5	133004-01-705	EA	SWITCH/MOM ON - PUSH BUTTON	L0950-00
6	133004-01-703	EA	L.E.D. RED-PANEL MOUNT	L1009-00
7	133004-01-701	EA	SWITCH/DPDT ON-ON/MAINTAINED	L1025-00
8	133004-02-701	EA	SCREENED - CHASSIS	CC0547-00
	133004-02-700	EA	BOARD - PC	L5113-03

**133004-05-01A**

KEY	PART NUMBER	U/M	DESCRIPTION	VENDOR NO.
1	133004-01-702	EA	SWITCH/DPDT MOM=ON-OFF-ON	L1011-00
2	100258-10-701	EA	GAUGE-HR METER ONLY (LCD)	L0775-00
3	133004-01-706	EA	L.E.D. GREEN-PANEL MOUNT	L0785
4	133004-01-704	EA	METER/VOLT-DIGITAL - LCD	L1008-00
5	133004-01-705	EA	SWITCH/MOM ON - PUSH BUTTON	L0950-00
6	130004-01-703	EA	L.E.D. RED-PANEL MOUNT	L1009-00
7	133004-01-701	EA	SWITCH/DPDT ON-ON/MAINTAINED	L1025-00
8	133004-05-700	EA	SCREENED CHASSIS	CC0563-00
	133004-05-701	EA	BOARD - PC	L5130-02

**ELECTRICAL GROUP (CONTINUED)**  
**COMPONENT PARTS FOR WIRING (CONTINUED)**

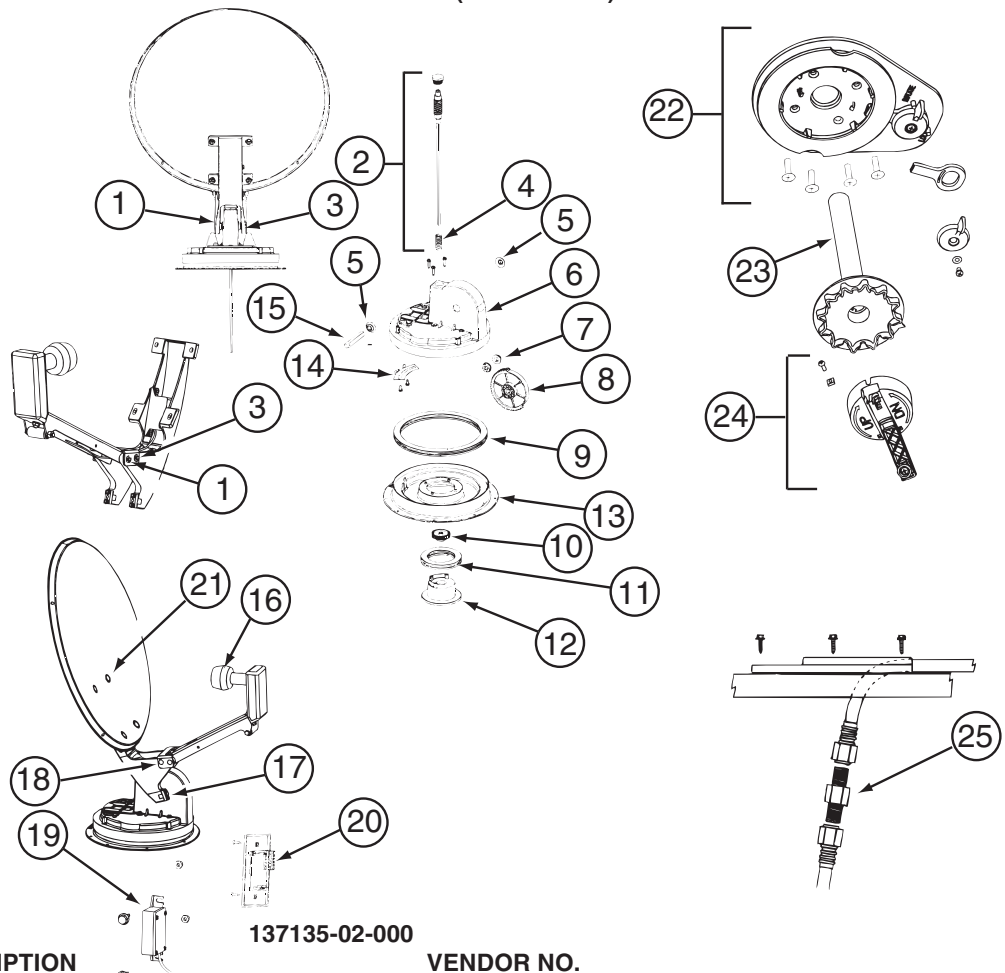
**133068-01-000**

<b>KEY</b>	<b>PART NUMBER</b>	<b>U/M</b>	<b>DESCRIPTION</b>	<b>VENDOR NO</b>
	133068-01-700	EA	BULB/HAIRDRYER	46048-004

**136119-01-000**

<b>KEY</b>	<b>PART NUMBER</b>	<b>U/M</b>	<b>DESCRIPTION</b>	<b>VENDOR NO.</b>
	136119-01-700	EA	COMPASS SENSOR (BLACK BOX )	AP-SUB-005
	136119-01-701	EA	PROBE/TEMPERATURE SENSOR(V1)	AP-SUB-004A
	136119-01-702	EA	DISPLAY MODULE-LED (V1)	AP-SUB-004B
	136119-01-703	EA	HARNESS - COMPASS POWER	AP-HRN-175
	136119-01-704	EA	HARNESS - COMPASS ENGINE	AP-HRN-176
	136119-01-705	EA	HRNSS-COMP.TEMP SENSOR V1	AP-HRN-177
	136119-01-706	EA	PROBE/TEMPERATURE SENSOR (V2)	AP-SUB-006
	136119-01-707	EA	DISPLAY MODULE - VISUAL (V2)	AP-SUB-007
	136119-01-708	EA	HARNESS/COMP. COMP/THERM(V2)	AP-HRN-239 W/PACKRD

**ELECTRICAL GROUP (CONTINUED)**  
**COMPONENT PARTS FOR WIRING (CONTINUED)**



KEY	PART NUMBER	U/M	DESCRIPTION	VENDOR NO.
1	120233-01-714	EA	CLIP-E	5160818
2	137135-01-703	EA	KIT ELEV - SHAFT/GEAR/SPRING	RP-4400
3	137135-01-704	EA	PIN - 1/4" X 3.25"	2160813
4	137135-01-705	EA	SPRING	2160818
5	137135-01-707	EA	SEAL - PIVOT SHAFT	2200852
6	137135-01-708	EA	TURRET	3100728
7	137135-01-709	EA	PIVOT BEARING	2200470
8	137135-01-711	EA	GEAR - ELEVATING	2200464
9	137135-01-712	EA	BEARING - OUTER	2590347
10	137135-01-714	EA	GEAR - ELEVATING SHAFT	2200465
11	137135-01-715	EA	BEARING - INNER	2590348
12	137135-01-716	EA	HUB	3100731
13	137135-01-713	EA	TURRET BASE	3100730
14	137135-01-710	EA	PLATE - ROTATE LIMIT	3720052
16	137135-02-703	EA	LOW NOISE BLOCK FILTER	LB-6000 - DUAL
17	137135-01-722	EA	CLAMP	2590343
18	137135-01-719	EA	BRACKET - PIVOT	2744945
19	137135-01-720	EA	DE-SENSOR UNIT W/43" CABLE	DM4000
20	137135-02-701	EA	BOX - SURFACE MOUNT	SM-100
21	137135-01-717	EA	BOLT - FLAT HEAD	2160362
22	120233-01-737	EA	PLATE/INT-W/DIRECTIONAL HDLE	RK-CEIL
23	120233-01-704	EA	DIAL/DIRECTIONAL 4"W/SPRING	3200364
24	120233-01-738	EA	HDW PKG-HANDLE/SPRING/WASHER	RK-HAND
25	137135-01-701	EA	CONNECTOR - F - MALE TO MALE	FS-8100
	120233-04-700	EA	KIT-WALL PLATE/CABLE - GRAY	DM4000
	137135-01-700	EA	ROOF WEDGE W/GASKET	RW-5000
	137135-01-706	EA	KIT-TURRET/SEAL/BEARING/GEAR	RP-RM30
	137135-01-718	EA	REFLECTOR/WHITE-46CM W/HDW	RP-35RM
	137135-02-700	EA	DE-SENSOR	2780096
	137135-02-704	EA	KIT-UPDATE DIRECTIONAL HDL	RP-RMDH
	137135-02-705	EA	KIT-TURRET & SHAFT COMPLETE	RP-RM46

CONTACT WINNEBAGO PART SALES FOR UNLISTED COMPONENT(S)

**ELECTRICAL GROUP (CONTINUED)**  
**COMPONENT PARTS FOR WIRING (CONTINUED)**

137417-01-01A, 137417-03-01A

KEY	PART NUMBER	U/M	DESCRIPTION	VENDOR NO.
	137417-01-700	EA	LENS - SINGLE (FROSTED)	810868

137417-02-01A

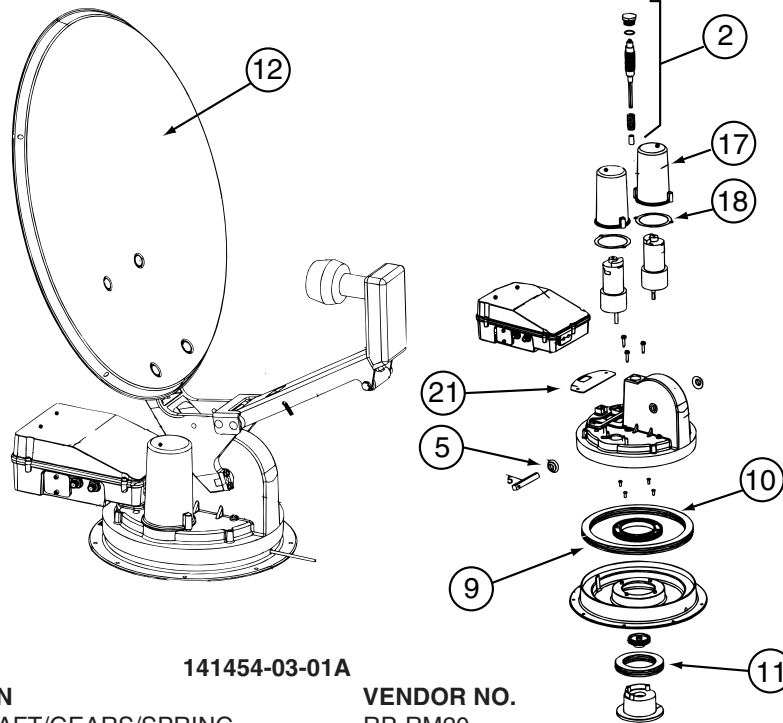
KEY	PART NUMBER	U/M	DESCRIPTION	VENDOR NO.
	137417-02-700	EA	LENS - SINGLE OPTIC	810844

137417-05-01A

KEY	PART NUMBER	U/M	DESCRIPTION	VENDOR NO.
	137417-05-700	EA	LENS - DOUBLE OPTIC	810845

137417-06-01A

KEY	PART NUMBER	U/M	DESCRIPTION	VENDOR NO.
	137417-06-700	EA	LENS - DOUBLE WHITE	810867



141454-03-01A

KEY	PART NUMBER	U/M	DESCRIPTION	VENDOR NO.
2	141454-01-700	EA	KIT ELEV-SHAFT/GEARS/SPRING	RP-RM20
4	137135-01-705	EA	SPRING	2160818
5	137135-01-707	EA	SEAL - PIVOT SHAFT	2200852
9	137135-01-712	EA	BEARING - OUTER	2590347
10	137135-01-714	EA	GEAR - ELEVATING SHAFT	2200465
10	141454-01-712	EA	GEAR - ROTATE	2200469
11	137135-01-715	EA	BEARING - INNER	2590348
12	137135-01-718	EA	REFLECTOR/WHITE-46CM W/HDWE	RP-35RM
13	137135-01-713	EA	TURRET BASE	3100730
17	141454-01-705	EA	HOUSING - MOTOR	3200260
18	141454-01-706	EA	GASKET - MOTOR HOUSING	2240054
21	141454-01-709	EA	GASKET	2240056
	120233-01-714	EA	CLIP-E	5160818
	137135-01-704	EA	PIN - 1/4" X 3.25"	2160813
	137135-01-719	EA	BRACKET - PIVOT	2744945
	137135-01-722	EA	CLAMP	2590343
	137135-01-723	EA	SUPPORT/FRAME-BACKUP-W/HDWE	RP-RM00
	137135-02-703	EA	LOW NOISE BLOCK FILTER	LB-6000 - DUAL
	141454-01-701	EA	KIT - GEAR/MOTOR-GEAR/ROTATE	RP-RM25
	141454-01-702	EA	HOUSING/ELECTRONICS - UPPER	RP-RM10
	141454-01-703	EA	HOUSING/ELECTRONICS - LOWER	RP-RM15
	141454-01-704	EA	KIT LIFT ASSEMBLY COMPLETE	RP-RM05
	141454-03-700	EA	MOTOR (AZIMUTH)	2665042
	141454-03-701	EA	MOTOR (ELEVATION)	2665041
	141454-03-702	EA	CIRCUIT BOARD(CONTROL BOARD)	RP-RM80
	141454-03-703	EA	CONTRL PANEL W/BOX (AS2003)	RP-AS85
			CONTACT WINNEBAGO PART SALES FOR UNLISTED COMPONENT(S)	



**ELECTRICAL GROUP (CONTINUED)**  
**COMPONENT PARTS FOR WIRING (CONTINUED)**

**142115-01-000, 142115-02-000**

<b>KEY</b>	<b>PART NUMBER</b>	<b>U/M</b>	<b>DESCRIPTION</b>	<b>VENDOR NO.</b>
	142115-01-700	EA	BULB - HEADLIGHT	9005
	142115-01-701	EA	BULB - HEADLIGHT	9006
	142115-01-702	EA	BULB - AMBER - TURNSIGNAL	3457NA

**144377-01-000**

<b>KEY</b>	<b>PART NUMBER</b>	<b>U/M</b>	<b>DESCRIPTION</b>	<b>VENDOR NO.</b>
	144377-01-700	EA	SWITCH	2400101
	144377-01-701	EA	PLATE F/SWITCH	3202239
	144377-01-702	EA	DOME W/NOTCHES	2780402

**146298-01-000**

<b>KEY</b>	<b>PART NUMBER</b>	<b>U/M</b>	<b>DESCRIPTION</b>	<b>VENDOR NO.</b>
	146298-01-700	EA	REMOTE - TV	1-477-119-21

**146298-02-000**

<b>KEY</b>	<b>PART NUMBER</b>	<b>U/M</b>	<b>DESCRIPTION</b>	<b>VENDOR NO.</b>
	146298-02-700	EA	REMOTE - TV	1-478-707-11

**146299-01-000**

<b>KEY</b>	<b>PART NUMBER</b>	<b>U/M</b>	<b>DESCRIPTION</b>	<b>VENDOR NO.</b>
	146299-01-700	EA	REMOTE - TV	1-476-680-11

**146299-02-000**

<b>KEY</b>	<b>PART NUMBER</b>	<b>U/M</b>	<b>DESCRIPTION</b>	<b>VENDOR NO.</b>
	146299-02-700	EA	REMOTE - TV	1-468-835-11

**146396-02-000 & 146396-03-000**

<b>KEY</b>	<b>PART NUMBER</b>	<b>U/M</b>	<b>DESCRIPTION</b>	<b>VENDOR NO.</b>
	146396-02-700	EA	REMOTE	9-885-035-23

**148113-01-000, 148113-03-000**

<b>KEY</b>	<b>PART NUMBER</b>	<b>U/M</b>	<b>DESCRIPTION</b>	<b>VENDOR NO.</b>
	148113-01-700	EA	REMOTE - SIRIUS RADIO	0111202P00

**148158-01-000**

<b>KEY</b>	<b>PART NUMBER</b>	<b>U/M</b>	<b>DESCRIPTION</b>	<b>VENDOR NO.</b>
	148158-01-700	EA	ANTENNA - F/GPS W/20' CABLE	DIS-CMP-ANTNGPS

**148231-01-000**

<b>KEY</b>	<b>PART NUMBER</b>	<b>U/M</b>	<b>DESCRIPTION</b>	<b>VENDOR NO.</b>
	148231-01-700	EA	REMOTE	RC3100

**149040-02-000**

<b>KEY</b>	<b>PART NUMBER</b>	<b>U/M</b>	<b>DESCRIPTION</b>	<b>VENDOR NO.</b>
	149040-02-700	EA	REMOTE - TB	RCR311TBM1-RCA

**149049-01-000,149049-02-000**

<b>KEY</b>	<b>PART NUMBER</b>	<b>U/M</b>	<b>DESCRIPTION</b>	<b>VENDOR NO.</b>
	149049-01-700	EA	REMOTE (TV)	RM-Y1735

## ELECTRICAL GROUP (CONTINUED)

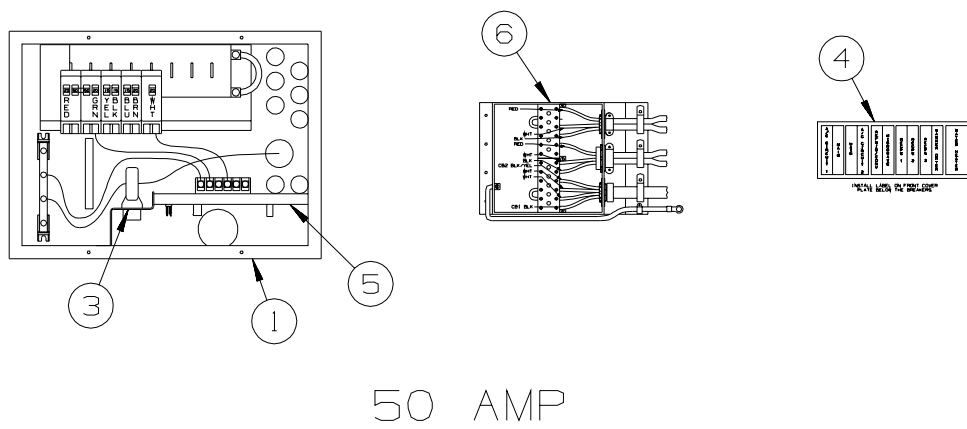
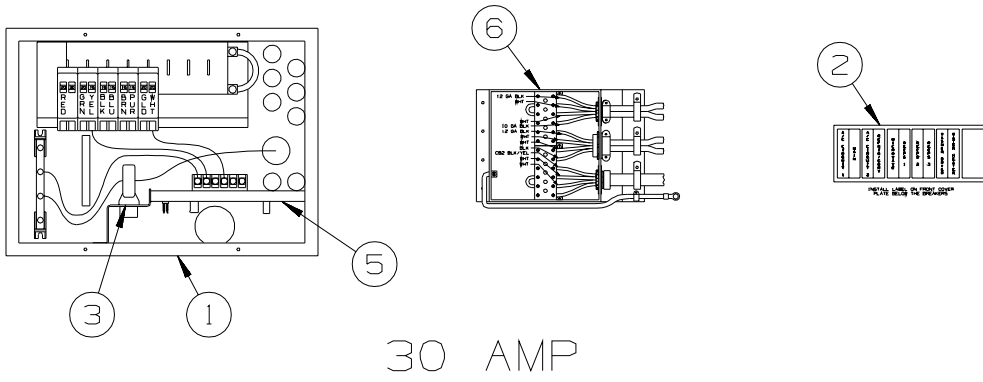
### CIRCUIT BREAKERS, FUSES & RELAYS

KEY	PART NUMBER	U/M	DESCRIPTION
	008235-01-000	EA	FUSE - 15 AMP/12VOLT - AUTOMOTIVE
	033573-01-000	EA	CIRCUIT BREAKER W/MOUNT-20A, 12V - FASCO 1711-2026
	062901-02-000	EA	FUSE - 5 AMP - AUTOMOTIVE
	062901-04-000	EA	FUSE - 10 AMP - AUTOMOTIVE
	062901-05-000	EA	FUSE - 15 AMP - AUTOMOTIVE
	062901-06-000	EA	FUSE - 20 AMP - AUTOMOTIVE
	062901-07-000	EA	FUSE - 25 AMP - AUTOMOTIVE
	062901-08-000	EA	FUSE - 30 AMP - AUTOMOTIVE
	063910-01-000	EA	HOUSING - RELAY
	063912-02-000	EA	RELAY - CANISTER - SPDT
	083209-01-000	EA	CIRCUIT BREAKER - 15 AMP - 120 VOLT - CANADIAN
	083209-02-000	EA	CIRCUIT BREAKER - 15/15 AMP - 120 VOLT
	083209-03-000	EA	CIRCUIT BREAKER - 15/20 AMP - 120 VOLT
	083209-04-000	EA	CIRCUIT BREAKER - 30 AMP - 120 VOLT
	083209-05-000	EA	CIRCUIT BREAKER - 20 AMP - 120 VOLT
	083209-06-000	EA	CIRCUIT BREAKER - 30/15 AMP - 120 VOLT
	083209-07-000	EA	CIRCUIT BREAKER - 20/20 AMP - 120 VOLT
	083209-10-000	EA	CIRCUIT BREAKER - 20/30 AMP - 120 VOLT
	083209-11-000	EA	CIRCUIT BREAKER - 20/15 AMP - 120 VOLT
	092786-03-000	EA	BUSS BAR - 6.9" LONG
	092786-06-000	EA	BUSS BAR
	093654-01-000	EA	CIRCUIT BREAKER - 6 AMP - 12 VOLT - PUSH BUTTON - WHITE
	093654-02-000	EA	CIRCUIT BREAKER - 15 AMP - 12 VOLT - PUSH BUTTON - WHITE
	093654-03-000	EA	CIRCUIT BREAKER - 20 AMP - 12 VOLT - PUSH BUTTON - WHITE
	093654-11-000	EA	COVER - RESET BUTTON
	093655-01-000	EA	CIRCUIT BREAKER - 25 AMP - 12 VOLT - PUSH BUTTON - WHITE
	093655-02-000	EA	CIRCUIT BREAKER - 30 AMP - 12 VOLT - PUSH BUTTON - WHITE
	093655-03-000	EA	CIRCUIT BREAKER - 40 AMP - 12 VOLT - PUSH BUTTON - WHITE
	097611-01-000	EA	CIRCUIT BREAKER - 10 AMP
	097611-02-000	EA	CIRCUIT BREAKER - 30 AMP
	097611-03-000	EA	CIRCUIT BREAKER - 20 AMP
	097611-04-000	EA	CIRCUIT BREAKER - 25 AMP
	100341-01-000	EA	FUSE HOLDER - IN LINE TYPE
	106656-01-000	EA	FUSE BLOCK - 4 CAVITY - AUTOFUSE
	108567-01-000	EA	CIRCUIT BREAKER - 40 AMP - 12 VOLT - TYPE II
	111683-01-000	EA	FUSE - HOLDER - GLASS - 1/4" X 1 1/4"
	113482-01-000	EA	CIRCUIT BREAKER - 55 AMP - MANUAL
	115187-01-000	EA	FUSE - 300 AMP - NON-DELAY
	115187-02-000	EA	FUSE HOLDER - BUSS ANN/ANL BLOCK
	119930-01-000	EA	CAPACITOR - ELECTROLYTIC
	122811-01-000	EA	CIRCUIT BREAKER - 20/50/50/20 AMP - 250V
	125986-02-000	EA	FUSE - 5 AMP - AUTO - MINI BLADE
	125986-04-000	EA	FUSE - 10 AMP - AUTO - MINI BLADE
	125986-05-000	EA	FUSE - 15 AMP - AUTO - MINI BLADE
	125986-06-000	EA	FUSE - 20 AMP - AUTO - MINI BLADE
	125986-07-000	EA	FUSE - 25 AMP - AUTO - MINI BLADE
	134127-01-000	EA	CIRCUIT BREAKER - 10 AMP - MINI
	141789-01-000	EA	SPACER - CIRCUIT BREAKER

### CONVERTER, INVERTER, LOAD CENTERS

KEY	PART NUMBER	U/M	DESCRIPTION
	099048-04-000	EA	INVERTER - 300 WATT
	123058-01-000	EA	CONVERTER - 55 AMP - ELECTRONIC - 4 1/8"H X 7"W X 12 3/8"L
	123058-02-000	EA	CONVERTER - 45 AMP - ELECTRONIC - 4 1/8"H X 7"W X 12 3/8"L

**ELECTRICAL GROUP (CONTINUED)**  
**CONVERTER, INVERTER, LOAD CENTERS (CONTINUED)**



KEY	PART NUMBER	U/M	DESCRIPTION
1	141258-01-000	EA	LOAD CENTER - 120/240 - 50 AMP
1	141258-02-000	EA	LOAD CENTER - COVER
2	095721-31-000	EA	LABEL - CONTROL CENTER - 30 AMP - US
3	127002-07-000	EA	SENSOR - CURRENT
4	095721-33-000	EA	LABEL - CONTROL CENTER - 50 AMP - US
5	127002-08-000	EA	MODULE - EMS CENTER - W/REMOTE SENSOR
			FROM: 00-00-00 THRU: 11-07-04
5	127002-11-000	EA	MODULE - EMS CENTER - W/REMOTE SENSOR
			FROM: 11-08-04 THRU: 99-99-99
6	106071-06-000	EA	SWITCH - AUTOMATIC TRANSFER - PARALLAX 5070 - 50 AMP

**BOXES & CORDS**

KEY	PART NUMBER	U/M	DESCRIPTION
	008054-01-000	EA	CORD - POWER - 10/3 WIRE - 30 AMP - 25'
	092492-11-000	EA	SEAL - ELECTRIC BOX - 7" X 18.4"
	108934-02-000	EA	CORD - POWER - 50 AMP - 4-WIRE - 36'
	115832-01-000	FT	CORD - HEAVY DUTY - 14-2 W/GROUND
	131679-01-000	EA	BOX/ELECTRIC-WATERPROOF-4" X 4" - W/4 3/4"OUTLETS-UL/CSA
	131680-01-000	EA	COVER - F/ELECTRIC BOX W/GASKET 4" X 4" - UL/CSA
	133070-01-000	EA	BOX - ELECTRIC/PLASTIC - 3" X 2" X 2.8" - UL
	133070-02-000	EA	BOX - ELECTRIC/PLASTIC - 3" X 2" X 2.8" - CSA

## ELECTRICAL GROUP (CONTINUED)

### WIRE ASSEMBLIES

KEY	PART NUMBER	U/M	DESCRIPTION
	096449-01-000	EA	WIRE ASSEMBLY - WATER TANK TO MONITOR PANEL FROM: 00-00-00 THRU: 05-02-04
	151317-01-000	EA	WIRE ASM-W/NO CONTACT SENSORS - FRESH WATER/BLK TANK - MALE PLUG - 3.9" FROM: 05-03-04 THRU: 99-99-99
	096450-05-000	EA	WIRE F/SENSORS - BLACK WATER - 23.6" FROM: 00-00-00 THRU: 05-02-04
	151317-02-000	EA	WIRE ASM-W/NO CONTACT SENSORS - FRESH WATER/BLK TANK - MALE PLUG - 23.6" FROM: 05-03-04 THRU: 99-99-99
	096451-06-000	EA	WIRE F/SENSORS - GREY WATER - 23.6" FROM: 00-00-00 THRU: 05-02-04
	151316-02-000	EA	WIRE ASM - W/NO CONTACT SENSORS - GREY WATER - FEMALE PLUG - 23.6" FROM: 05-03-04 THRU: 99-99-99
	077069-02-000	EA	CABLE/EXTENSION - RADIO ANTENNA - 96"
	077069-03-000	EA	CABLE/EXTENSION - RADIO ANTENNA - 260"
	117420-04-000	EA	CABLE - RCA - (MALE/MALE) - 50 FT
	149750-02-000	EA	CABLE - (RECEIVER TO MODULE) - 45'
	103608-01-000	EA	SOCKET - WEDGE BASE W/LEADS
	108029-03-000	EA	WIRE ASSEMBLY - POWER PASSENGER SEAT
	124882-08-000	EA	WIRE LOOM - AMPLIFIER - Q SURROUND
	125853-04-000	EA	WIRE LOOM - ENTERTAINMENT CENTER
	126030-01-000	EA	WIRE ASM - WIPER/WASHER - <b>WORKHORSE</b>
	135131-01-000	EA	WIRE LOOM - THERMOSTAT
	135420-02-000	EA	WIRE LOOM - RADIO
	136028-01-000	EA	WIRE ASM-SOFA,REST EASY
	137135-03-000	EA	WIRE LOOM - DIGITAL ELEVATION SENSOR
	137135-04-000	EA	WIRE HARNESS - POWER - DIGITAL ELEVATION SENSOR
	139583-01-000	EA	WIRE LOOM - SOFA/DOUBLE REST EASY
	139583-02-000	EA	WIRE LOOM - SOFA/REAR SWITCH
	141454-04-000	EA	WIRE - SATELLITE - AUTOMATIC
	141678-09-000	EA	WIRE - ASM - HEADLAMP, WORKHORSE
	142258-02-000	EA	WIRE LOOM - VIDEO SWITCH/POWER SUPPLY
	143545-01-000	EA	WIRE ASSEMBLY - REAR MONITOR
	147139-02-000	EA	WIRE - STEREO KIT - ASA 100ZXIHAR
	147313-01-000	EA	WIRE - OUTSIDE TEMP SENSOR - W/O SENSOR
	148115-01-000	EA	WIRE/POWER CABLE

**ELECTRICAL GROUP (CONTINUED)**  
**CONNECTORS & CONDUIT**

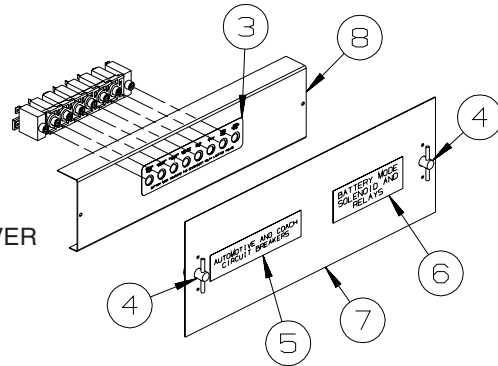
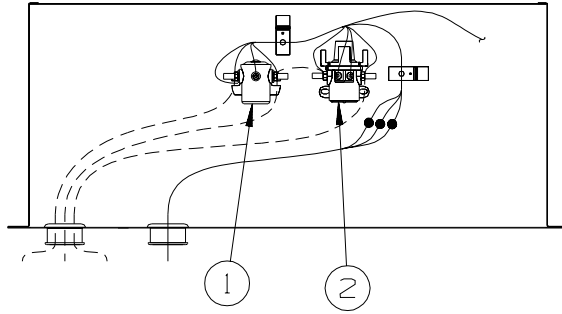
KEY	PART NUMBER	U/M	DESCRIPTION
	007940-01-000	EA	RECEPTACLE/SLIDE 16 TO 12 AWG - FEMALE END
	007940-02-000	EA	RECEPTACLE-SLIDE 10 AWG - AMP 180351-2
	007954-01-000	EA	RECEPTACLE - HOUSING - 6 POSITION
	007956-05-000	EA	INSULATOR - SHRINK - 1/4"ID X 1 1/2"
	008058-01-000	EA	ADAPTER - POWER CORD - 30 AMP TO 15 AMP
	008311-01-000	EA	CONNECTOR - WIRE NUT - INSULATED - RED
	008312-01-000	EA	CONNECTOR - WIRE NUT - INSULATED - BLUE
	008313-01-000	EA	CONNECTOR - WIRE NUT - INSULATED - YELLOW
	008314-01-000	EA	CONNECTOR - WIRE NUT - INSULATED - GRAY
	008326-01-000	EA	TERMINAL - RING - 16/14 WIRE - 3/8" STUD
	008328-01-000	EA	TERMINAL - RING - 12/10 WIRE - #10 STUD FIT
	008331-01-000	EA	TERMINAL - RING - TONGUE - #4 WIRE - 3/8" STUD - COPPER
	008348-01-000	EA	TERMINAL - RING - 3/8" STUD 2 GA. WIRE
	008355-01-000	EA	CONNECTOR - CABLE CLAMPING - 3/4"
	008356-01-000	EA	CONNECTOR - PLASTIC - 3/8"
	008356-02-000	EA	CONNECTOR - PLASTIC - 21/32"
	008394-01-000	FT	CONDUIT - FLEXIBLE - 1/2"
	008398-01-000	EA	CONNECTOR - 1/2" X 90 DEGREE - FLEX CONDUIT - UL & CSA
	035416-04-000	EA	TERMINAL - RING - #10 STUD FIT - INSULATED BARREL #16/14
	041953-01-000	FT	CONDUIT - CONVOLUTE SLIT - .5" ID - POLYETHYLENE
	041953-03-000	FT	CONDUIT - CONVOLUTE SLIT - 1" ID (CLOTHES ROD COVER)
	041953-06-000	FT	CONDUIT - CONVOLUTE SLIT - .4" ID - POLYETHYLENE
	041953-07-000	FT	CONDUIT - CONVOLUTE SLIT - .25" ID - POLYETHYLENE
	041953-08-000	FT	CONDUIT - CONVOLUTE SLIT - 1.5" ID - POLYETHYLENE
	041953-09-000	FT	CONDUIT - CONVOLUTE SLIT - .5" ID - NYLON
	041953-10-000	FT	CONDUIT - CONVOLUTE SLIT - .75" ID - NYLON
	041953-11-000	FT	CONDUIT - CONVOLUTE SLIT - 1.06" ID - NYLON
	041953-12-000	FT	CONDUIT - CONVOLUTE SOLID - 1.1" ID - NYLON
	041953-13-000	FT	CONDUIT - CONVOLUTE SLIT - 1.25" ID
	041953-14-000	FT	CONDUIT - CONVOLUTE SLIT - 1.5" ID
	041953-15-000	FT	CONDUIT - CONVOLUTE SLIT - 2"
	041953-16-000	FT	CONDUIT - CONVOLUTE SLIT - 2"
	047443-01-000	EA	TERMINAL - .250 RECEPTACLE FIT - INSULATED - 16/14 AWG
	047443-02-000	EA	TERMINAL - .250 RECEPTACLE FIT - INSULATED - 12/10 AWG
	058028-01-000	EA	CONNECTOR - ELECTRICAL PIGTAIL - NYLON - CLEAR
	062036-01-000	EA	TERMINAL - PACK - CON - 12/10 AWG
	077479-01-000	EA	BOOT - BATTERY TERMINAL - DOUBLE CABLE
	077479-02-000	EA	BOOT - BATTERY TERMINAL - SINGLE CABLE
	080015-02-000	EA	RECEPTACLE - FLAG - .185 - 16/14 GAUGE
	080015-03-000	EA	RECEPTACLE - FLAG - .250 - 14/16 GAUGE
	082109-01-000	EA	HOUSING - CONNECTOR - PACKARD
	082741-01-000	EA	CONNECTOR BODY - 2 CONNECTOR MALE
	087225-01-000	FT	SLEEVING - 1/2" - TYPE H
	087949-01-000	EA	BUSS BAR - 2 POSITION - .6" X 1.5"
	087949-03-000	EA	BUSS BAR - 4 POSITION
	088473-01-000	EA	HOUSING - PIN - 12 CAVITY (3 ROWS OF 4)
	088473-02-000	EA	HOUSING - PIN - 15 CAVITY (3 ROWS OF 5)
	088473-03-000	EA	HOUSING - PIN - 9 CAVITY (3 ROWS OF 3)
	088473-04-000	EA	HOUSING - PIN - 8 CAVITY IN-LINE
	088473-06-000	EA	HOUSING - PIN - 6 CAVITY (2 ROWS OF 3)
	088473-07-000	EA	HOUSING - PIN - 5 CAVITY - IN-LINE
	088473-08-000	EA	HOUSING - PIN - 4 CAVITY - IN-LINE
	088473-09-000	EA	HOUSING - PIN - 3 CAVITY - IN-LINE
	088473-10-000	EA	HOUSING - PIN - 2 CAVITY - IN LINE
	088474-01-000	EA	HOUSING - SOCKET - 12 CAVITY
	088474-02-000	EA	HOUSING - SOCKET - 15 CAVITY
	088474-03-000	EA	HOUSING - SOCKET - 9 CAVITY
	088474-06-000	EA	HOUSING - SOCKET - 6 CAVITY
	088474-07-000	EA	HOUSING - SOCKET - 5 CAVITY
	088474-08-000	EA	HOUSING - SOCKET - 4 CAVITY
	088474-09-000	EA	HOUSING - SOCKET - 3 CAVITY
	088474-10-000	EA	HOUSING - SOCKET - 2 CAVITY

**ELECTRICAL GROUP (CONTINUED)**  
**CONNECTORS & CONDUIT (CONTINUED)**

KEY	PART NUMBER	U/M	DESCRIPTION
	088475-01-000	EA	PIN - CONNECTOR - 14-20 AWG
	088475-02-000	EA	PIN - CONNECTOR - 10-12 AWG
	088476-01-000	EA	TERMINAL - ELECTRICAL
	088476-02-000	EA	SOCKET - CONNECTOR - 12-10 GA - PRE-TIN
	098261-01-000	EA	SOCKET - CONNECTOR - WEATHERPACK - 12 AWG
	098261-02-000	EA	SOCKET - CONNECTOR - WEATHERPACK - 14-18 AWG
	098262-01-000	EA	SEAL - CONNECTOR - WEATHERPACK
	098264-01-000	EA	HOUSING - 2 PIN - WEATHER PACK - MALE W/FEMALE PINS
	098264-02-000	EA	HOUSING - 2 PIN - WEATHER PACK - FEMALE W/MALE PINS
	098265-02-000	EA	PIN - CONNECTOR - WEATHER PACK
	102777-02-000	EA	TERMINAL - RING - #6 STUD - 10 AWG
	103608-01-000	EA	SOCKET - WEDGE BASE W/LEADS
	104100-01-000	EA	HOUSING - 1 POSITION - 75 AMPS
	104100-03-000	EA	TERMINAL - 75 AMP
	110178-01-000	EA	HOUSING - WIPER MOTOR
	112823-01-000	EA	SPLICE - REDUCER - 16-14 TO 18-22
	113135-01-000	EA	TERMINAL - FEMALE - M/P - 14-16 - F/SEALED TERMINAL
	113308-01-000	EA	TERMINAL - FEMALE - M/P - 14-16 - 280
	113468-01-000	EA	HOUSING - 2 POSITION-FEMALE-USED ON WIPER/WASHER WIRE ASM
	115931-02-000	EA	COVER - CONNECTOR - 50 AMP W/LOCKING RING
	115932-01-000	EA	CONNECTOR - FEMALE - 30 AMP/120 VOLT
	116811-01-000	EA	TERMINAL - .110 RECEPTACLE - 16-14 AWG
	118571-01-000	EA	CONNECTOR - 3-WAY - MALE/SEALED
	118571-02-000	EA	CONNECTOR - 3-WAY - FEMALE/SEALED
	118571-05-000	EA	LOCK - SECONDARY - FEMALE/SEALED
	118571-06-000	EA	LOCK - SECONDARY - MALE
	118599-02-000	EA	TERMINAL - MALE - M/P - 280/14-12
	118820-01-000	EA	INSULATOR - TERMINAL
	129233-01-000	EA	HOUSING - 2-POSITION/FEMALE - 280-SERIES
	129233-02-000	EA	HOUSING - 2-POSITION/FEMALE - 280-SERIES
	131681-01-000	EA	CONNECTOR - 3/4" SO CORD - UL/CS
	137207-01-000	EA	HOUSING - PIN - 2 CAVITY/HIGH AMP
	137208-01-000	EA	HOUSING - SOCKET - 2 CAVITY/HIGH AMP
	137209-01-000	EA	PIN - CONNECTOR - 10AWG/HIGH AMP
	137210-01-000	EA	SOCKET - CONNECTOR - 10 AWG/HIGH AMP
	138419-03-000	EA	SOCKET - TURN SIGNAL LAMP - 3 WIRE
	142520-01-000	EA	TERMINAL - FEMALE - MINI-FIT 16
	142522-01-000	EA	HOUSING - 4 PIN/MALE - MINI FIT
	142524-01-000	EA	HOUSING - 4 PIN/FEMALE - WEATHER PACK
	142524-02-000	EA	HOUSING - 4 PIN/FEMALE - WEATHER PACK
	144283-01-000	EA	CONNECTOR - 110V - F/USE WITH SOW WIRE - BLUE
	144283-02-000	EA	CONNECTOR - 110V - F/USE WITH NM ROMEX WIRE - CLEAR
	145171-01-000	EA	CONNECTOR - COAXIAL
	149687-01-000	EA	HOUSING - 2 POSITION/MALE - PACKARD
	149687-02-000	EA	LOCK - F/2 POSITION HOUSING - PACKARD
	149688-01-000	EA	TERMINAL - MALE - 16 GAUGE WIRE

## ELECTRICAL GROUP (CONTINUED) CHASSIS

KEY	PART NUMBER	U/M	DESCRIPTION
	065450-05-000	EA	TIEDOWN - BATTERY - 8.4" TUBE
	065451-05-000	EA	BRACKET/TIEDOWN - BATTERY - 7.7" FROM BRKT TO BRKT
	086233-01-000	EA	STUD - ISOLATED - 3/8" X 7/8" LONG

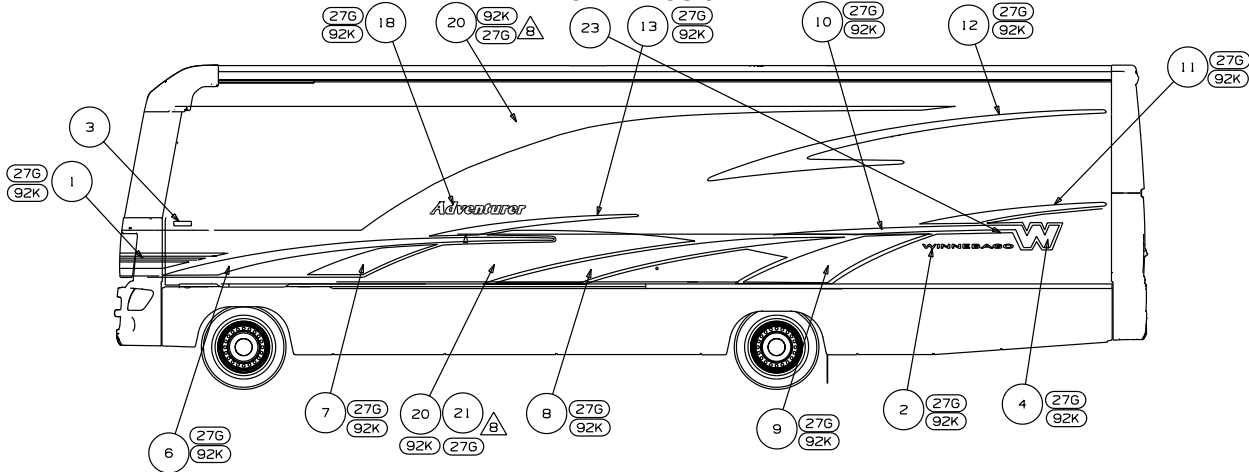


KEY	PART NUMBER	U/M	DESCRIPTION
1	008188-01-000	EA	SOLENOID - 3 POST - BATTERY CHANGE OVER
2	086273-01-000	EA	RELAY - BATTERY DISCONNECT
3	093236-35-000	EA	LABEL - CIRCUIT BREAKER
4	098196-01-000	EA	LATCH - 1/4 TURN - T-BAR
5	098379-01-000	EA	LABEL - CIRCUIT BREAKER - FRONT BOX
6	098379-04-000	EA	LABEL - ELECTRICAL BOX - SIDE
7	109925-04-000	EA	DOOR - ELECTRICAL BOX - 6.9" X 18.5" - GM/FORD
	092492-11-000	EA	SEAL - ELECTRIC BOX - 7" X 18.4"
8	118531-02-02B	EA	PLATE - CIRCUIT BREAKER - E COATED

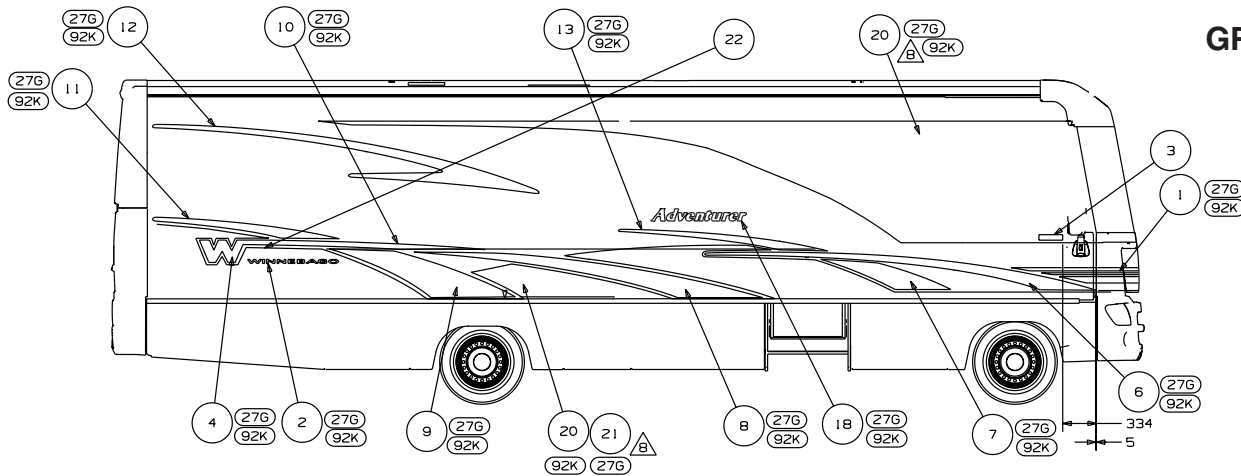


# EXTERIOR BODY GROUP

## GRAPHICS & PAINT



## GRAPHICS



- △ 9 CLEAR COAT TO BE APPLIED ON PAINTED AREAS TO PROTECT PAINT.
- △ 7 PROTECTIVE FILM 109506-01-000.
- △ 6 SATELLITE DOME TO BE PAINTED.
- △ 5 DIE CUT ACRYLIC 3M FILM, USED TO PROTECT FULL BODY PAINTED UNITS.
- 4. ON FULL BODY PAINTED UNITS, USE 145487-01-000 (100 FT.) TO COVER UNSEALED ROOF SEAMS.
- △ 3 CLEAR COAT TO BE APPLIED ON ENTIRE UNIT TO PROTECT PAINT.
- △ 2 CENTER ON UNIT.
- 1. APPLY PROTECTOR 116424-01-00 TO WATER HEATER DOOR LATCH.

- 92A EXT FULL BODY PAINT PKG # 2
- 27A EXT FULL BODY PAINT PKG # 1
- 92K EXTERIOR GRAPHICS PACKAGE # 2
- 27G EXTERIOR GRAPHICS PACKAGE # 1

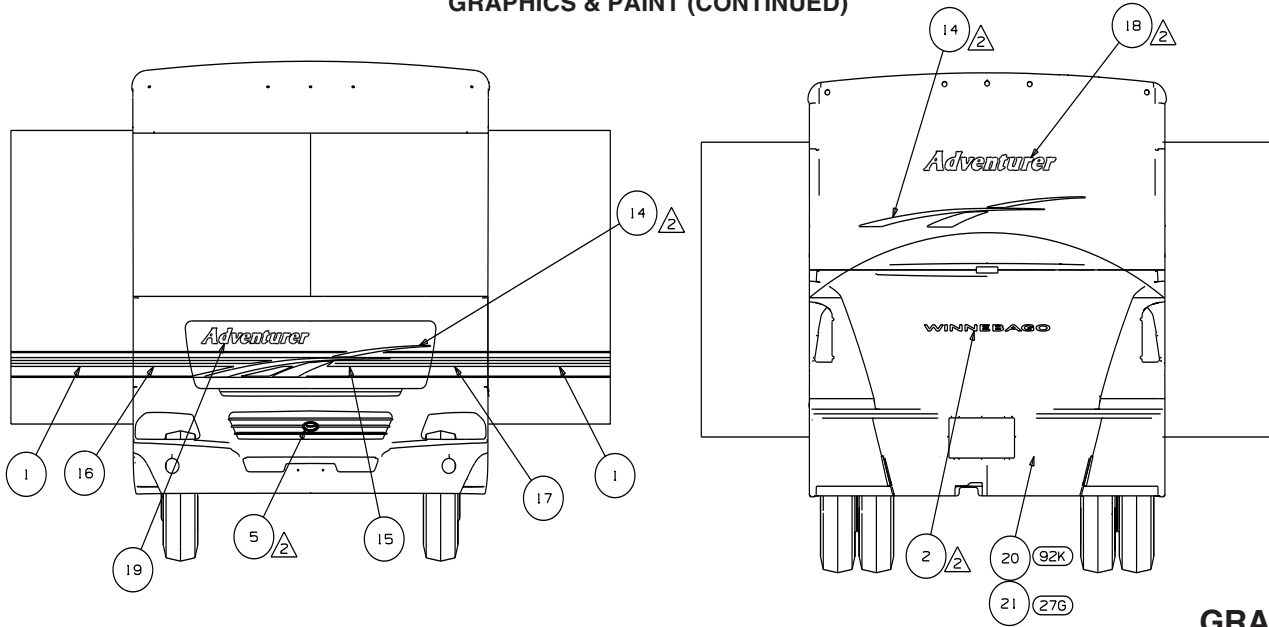
### NOTES:

KEY	PART NUMBER	U/M
27G	094443-82-CHT(01A)	FT
92K	120702-03-CHT(33A)	EA
92K	132664-01-CHT(01A)	EA
92K	135381-02-CHT(04A)	EA
92K	135391-02-CHT(05A)	EA
92K	137618-01-CHT(01A)	EA
92K	149831-01-CHT(01A)	EA
92K	149831-01-CHT(02A)	EA
92K	149831-02-CHT(01A)	EA
92K	149831-02-CHT(02A)	EA
92K	149832-01-CHT(01A)	EA
92K	149832-01-CHT(02A)	EA
92K	149832-02-CHT(01A)	EA
92K	149832-02-CHT(02A)	EA
92K	149833-01-CHT(01A)	EA
92K	149833-01-CHT(02A)	EA
92K	149833-02-CHT(01A)	EA
92K	149833-02-CHT(02A)	EA
92K	149839-01-CHT(01A)	EA
92K	149839-01-CHT(02A)	EA
92K	149839-02-CHT(01A)	EA
92K	149839-02-CHT(02A)	EA
92K	149840-01-CHT(01A)	EA
92K	149840-01-CHT(02A)	EA
92K	149840-02-CHT(01A)	EA
92K	149840-02-CHT(02A)	EA
92K	149841-01-CHT(01A)	EA
92K	149841-01-CHT(02A)	EA
92K	149841-02-CHT(01A)	EA
92K	149841-02-CHT(02A)	EA
92K	149842-01-CHT(01A)	EA
92K	149842-01-CHT(02A)	EA
92K	149842-02-CHT(01A)	EA
92K	149842-02-CHT(02A)	EA
92K	149843-01-CHT(01A)	EA
92K	149843-01-CHT(02A)	EA
92K	149843-02-CHT(01A)	EA
92K	149843-02-CHT(02A)	EA
92K	149845-01-CHT(01A)	EA
92K	149845-01-CHT(02A)	EA
92K	149846-01-CHT(01A)	EA
92K	149846-01-CHT(02A)	EA
92K	149847-01-CHT(01A)	EA
92K	149847-01-CHT(02A)	EA
92K	149847-02-CHT(01A)	EA
92K	149847-02-CHT(02A)	EA
92K	149888-01-CHT(01A)	EA
92K	149888-02-CHT(01A)	EA
92K	141599-32-000	GL
92K	141599-36-000	GL
27G	141599-37-000	GL
27G	149883-01-CHT(01A)	EA
27G	149883-02-CHT(01A)	EA

DESCRIPTION
MULTI STRIPE - 152.4MM - CHAMPAGNE STAR/MED DK BRIAR BROWN/DK MAUVE
DECAL - WINNEBAGO STAR/MED DK ROYAL BLUE/STRATOS BLUE
DECAL - WINNEBAGO SML - BRT WHITE
DECAL - WINNEBAGO, DOMED - GOLD CHROME/BLACK
DECAL - W - LT GOLD
DECAL - W - CHAMPAGNE STAR
DECAL - BEZEL, DOMED GRILLE LOGO - BLACK/GOLD
DECAL - SLASH #1, RH - DK BRIAR BROWN/CHAMPAGNE STAR
DECAL - SLASH #1, RH - MED DK ROYAL BLUE/CHAMPAGNE STAR
DECAL - SLASH #1, LH - DK BRIAR BROWN/CHAMPAGNE STAR
DECAL - SLASH #1, LH - MED DK ROYAL BLUE/CHAMPAGNE STAR
DECAL - SLASH #2, LWR, RH - DK BRIAR BROWN/DK MAUVE
DECAL - SLASH #2, LWR, RH - MED DK ROYAL BLUE/STRATOS BLUE
DECAL - SLASH #2, LWR, LH - DK BRIAR BROWN/DK MAUVE
DECAL - SLASH #2, LWR, LH - MED DK ROYAL BLUE/STRATOS BLUE
DECAL - SLASH #3, RH - MED DK ROYAL BLUE/CHAMPAGNE STAR
DECAL - SLASH #3, LH - DK BRIAR BROWN/LT GOLD
DECAL - SLASH #3, LH - MED DK ROYAL BLUE/CHAMPAGNE STAR
DECAL - SLASH #4, LWR, RH - DK BRIAR BROWN/DK MAUVE
DECAL - SLASH #4, LWR, RH - MED DK ROYAL BLUE/STRATOS BLUE
DECAL - SLASH #4, LWR, LH - DK BRIAR BROWN/DK MAUVE
DECAL - SLASH #4, LWR, LH - MED DK ROYAL BLUE/STRATOS BLUE
DECAL - TAIL, RH - LT GOLD
DECAL - TAIL, RH - CHAMPAGNE STAR
DECAL - TAIL, LH - LT GOLD
DECAL - TAIL, LH - CHAMPAGNE STAR
DECAL - SLASH #4, UPPER, RH - DK MAUVE
DECAL - SLASH #4, UPPER, RH - STRATOS BLUE
DECAL - SLASH #4, UPPER, LH - DK MAUVE
DECAL - SLASH #4, UPPER, LH - STRATOS BLUE
DECAL - HOOK, RH - DK BRIAR BROWN/DK MAUVE
DECAL - HOOK, RH - MED DK ROYAL BLUE/STRATOS BLUE
DECAL - HOOK, LH - DK BRIAR BROWN/DK MAUVE
DECAL - HOOK, LH - MED DK ROYAL BLUE/STRATOS BLUE
DECAL - SLASH #2, UPPER, RH - DK MAUVE
DECAL - SLASH #2, UPPER, RH - STRATOS BLUE
DECAL - SLASH #2, UPPER, LH - DK MAUVE
DECAL - SLASH #2, UPPER, LH - STRATOS BLUE
DECAL - SLASHES - BRT WHITE/DK BRIAR BROWN/DK MAUVE/CHAMPAGNE STAR
DECAL - SLASHES - BRT WHITE/MED DK ROYAL BLUE/STRATOS BLUE/CHAMPAGNE STAR
DECAL - HOOD - CHAMPAGNE STAR/DK BRIAR BROWN/DK MAUVE
DECAL - HOOD - CHAMPAGNE STAR/MED DK ROYAL BLUE/STRATOS BLUE
DECAL - CORNER, RH - CHAMPAGNE STAR/DK BRIAR BROWN/DK MAUVE
DECAL - CORNER, RH - CHAMPAGNE STAR/MED DK ROYAL BLUE/STRATOS BLUE
DECAL - CORNER, LH - CHAMPAGNE STAR/DK BRIAR BROWN/DK MAUVE
DECAL - CORNER, LH - CHAMPAGNE STAR/MED DK ROYAL BLUE/STRATOS BLUE
DECAL - ADVENTURER LG - BLACK/SILVER/MED SILVER
DECAL - ADVENTURER, SML - BLACK/SILVER/MED SILVER
PAINT - TITANIUM MET - FLEX #373-P7435
PAINT - STEEL BLUE MET - FLEX #373-P7440
PAINT - LT AUTUMNWOOD MET - FLEX #373-P7441
DECAL - PAINT MASK #15 RH
DECAL - PAINT MASK #15 LH

# EXTERIOR BODY GROUP (CONTINUED)

## GRAPHICS & PAINT (CONTINUED)

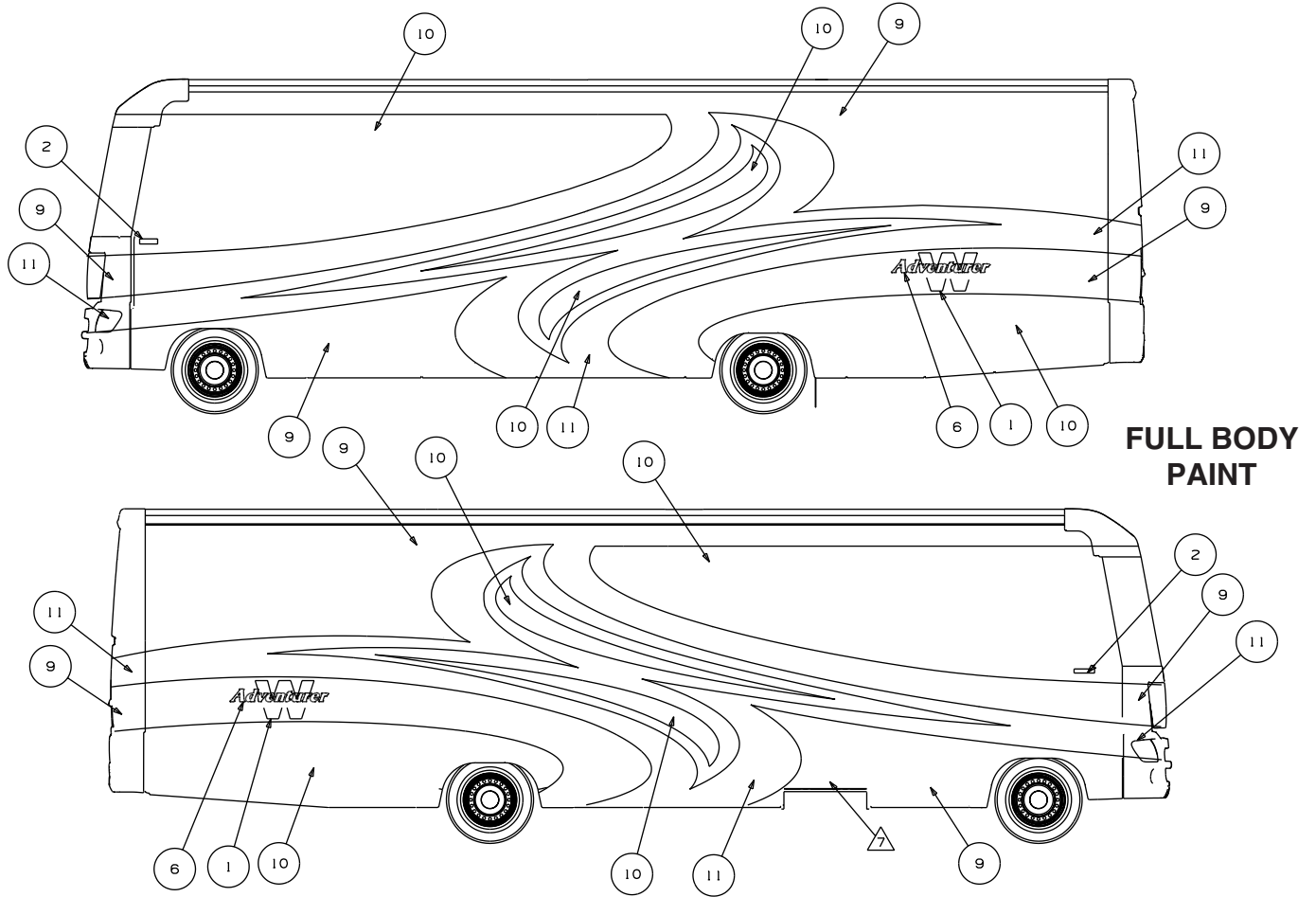


### GRAPHICS







KEY	PART NUMBER	U/M	DESCRIPTION
276	094443-82-CHT(01A)	FT	MULTI STRIPE-152.4MM - CHAMPAGNE STAR/DK BRIAR BROWN/DK MAUVE
1	094443-82-CHT(02A)	FT	MULTI STRIPE-152.4MM - CHAMPAGNE STAR/MED DK ROYAL BLUE/STRATOS BLUE
92K	120702-03-CHT(33A)	EA	DECAL-WINNEBAGO SML - BRT WHITE
276	132664-01-CHT(01A)	EA	DECAL-WINNEBAGO_DOMED - GOLD CHROME/BLACK
92K	135381-02-CHT(04A)	EA	DECAL-W - LT GOLD
276	135381-02-CHT(05A)	EA	DECAL-W - CHAMPAGNE STAR
92K	137618-01-CHT(01A)	EA	DECAL-BEZEL_DOMED GRILLE LOGO - BLACK/GOLD
276	149831-01-CHT(01A)	EA	DECAL-SLASH #1,RH - DK BRIAR BROWN/CHAMPAGNE STAR
92K	149831-01-CHT(02A)	EA	DECAL-SLASH #1,RH - MED DK ROYAL BLUE/CHAMPAGNE STAR
276	149831-02-CHT(01A)	EA	DECAL-SLASH #1,LH - DK BRIAR BROWN/CHAMPAGNE STAR
92K	149831-02-CHT(02A)	EA	DECAL-SLASH #1,LH - MED DK ROYAL BLUE/CHAMPAGNE STAR
276	149832-01-CHT(01A)	EA	DECAL-SLASH #2,LWR,RH - DK BRIAR BROWN/DK MAUVE
92K	149832-01-CHT(02A)	EA	DECAL-SLASH #2,LWR,RH - MED DK ROYAL BLUE/STRATOS BLUE
276	149832-02-CHT(01A)	EA	DECAL-SLASH #2,LWR,LH - DK BRIAR BROWN/DK MAUVE
92K	149832-02-CHT(02A)	EA	DECAL-SLASH #2,LWR,LH - MED DK ROYAL BLUE/STRATOS BLUE
276	149833-01-CHT(01A)	EA	DECAL-SLASH #3,RH - DK BRIAR BROWN/LT GOLD
92K	149833-01-CHT(02A)	EA	DECAL-SLASH #3,RH - MED DK ROYAL BLUE/CHAMPAGNE STAR
276	149833-02-CHT(01A)	EA	DECAL-SLASH #3,LH - DK BRIAR BROWN/LT GOLD
92K	149833-02-CHT(02A)	EA	DECAL-SLASH #3,LH - MED DK ROYAL BLUE/CHAMPAGNE STAR
276	149839-01-CHT(01A)	EA	DECAL-SLASH #4,LWR,RH - DK BRIAR BROWN/DK MAUVE
92K	149839-01-CHT(02A)	EA	DECAL-SLASH #4,LWR,RH - MED DK ROYAL BLUE/STRATOS BLUE
276	149839-02-CHT(01A)	EA	DECAL-SLASH #4,LWR,LH - DK BRIAR BROWN/DK MAUVE
92K	149839-02-CHT(02A)	EA	DECAL-SLASH #4,LWR,LH - MED DK ROYAL BLUE/STRATOS BLUE
276	149840-01-CHT(01A)	EA	DECAL-TAIL,RH - LT GOLD
92K	149840-01-CHT(02A)	EA	DECAL-TAIL,RH - CHAMPAGNE STAR
276	149840-02-CHT(01A)	EA	DECAL-TAIL,LH - LT GOLD
92K	149840-02-CHT(02A)	EA	DECAL-TAIL,LH - CHAMPAGNE STAR
276	149841-01-CHT(01A)	EA	DECAL-SLASH #4,UPPER,RH - DK MAUVE
92K	149841-01-CHT(02A)	EA	DECAL-SLASH #4,UPPER,RH - STRATOS BLUE
276	149841-02-CHT(01A)	EA	DECAL-SLASH #4,UPPER,LH - DK MAUVE
92K	149841-02-CHT(02A)	EA	DECAL-SLASH #4,UPPER,LH - STRATOS BLUE
276	149842-01-CHT(01A)	EA	DECAL-HOOK,RH - DK BRIAR BROWN/DK MAUVE
92K	149842-01-CHT(02A)	EA	DECAL-HOOK,RH - MED DK ROYAL BLUE/STRATOS BLUE
276	149842-02-CHT(01A)	EA	DECAL-HOOK,LH - DK BRIAR BROWN/DK MAUVE
92K	149842-02-CHT(02A)	EA	DECAL-HOOK,LH - MED DK ROYAL BLUE/STRATOS BLUE
276	149843-01-CHT(01A)	EA	DECAL-SLASH #2,UPPER,RH - DK MAUVE
92K	149843-01-CHT(02A)	EA	DECAL-SLASH #2,UPPER,RH - STRATOS BLUE
276	149843-02-CHT(01A)	EA	DECAL-SLASH #2,UPPER,LH - DK MAUVE
92K	149843-02-CHT(02A)	EA	DECAL-SLASH #2,UPPER,LH - STRATOS BLUE
276	149845-01-CHT(01A)	EA	DECAL-SLASHES - BRT WHITE/DK BRIAR BROWN/DK MAUVE/CHAMPAGNE STAR
92K	149845-01-CHT(02A)	EA	DECAL-SLASHES - BRT WHITE/MED DK ROYAL BLUE/STRATOS BLUE/CHAMPAGNE STAR
276	149846-01-CHT(01A)	EA	DECAL-HOOD - CHAMPAGNE STAR/MED DK ROYAL BLUE/STRATOS BLUE
92K	149846-01-CHT(02A)	EA	DECAL-HOOD - CHAMPAGNE STAR/DK BRIAR BROWN/DK MAUVE
276	149847-01-CHT(01A)	EA	DECAL-CORNER,RH - CHAMPAGNE STAR/MED DK ROYAL BLUE/STRATOS BLUE
92K	149847-01-CHT(02A)	EA	DECAL-CORNER,RH - CHAMPAGNE STAR/DK BRIAR BROWN/DK MAUVE
276	149847-02-CHT(01A)	EA	DECAL-CORNER,LH - CHAMPAGNE STAR/MED DK ROYAL BLUE/STRATOS BLUE
92K	149847-02-CHT(02A)	EA	DECAL-CORNER,LH - CHAMPAGNE STAR/DK BRIAR BROWN/DK MAUVE
276	149888-01-CHT(01A)	EA	DECAL-ADVENTURER LG - BLACK/SILVER/MED SILVER
92K	149888-02-CHT(01A)	EA	DECAL-ADVENTURER_SML - BLACK/SILVER/MED SILVER
276	141599-32-000	GL	PAINT - TITANIUM MET - FLEX #373-P7435
92K	141599-36-000	GL	PAINT - STEEL BLUE MET - FLEX #373-P7440
276	141599-37-000	GL	PAINT - LT AUTUMNWOOD MET - FLEX #373-P7441
276	149883-01-CHT(01A)	EA	DECAL-PAINT MASK #15 RH
276	149883-02-CHT(01A)	EA	DECAL-PAINT MASK #15 LH





# EXTERIOR BODY GROUP (CONTINUED)

## GRAPHICS & PAINT (CONTINUED)



**FULL BODY PAINT**

-  CLEAR COAT TO BE APPLIED ON PAINTED AREAS TO PROTECT PAINT.
-  PROTECTIVE FILM 109506-01-000.
-  SATELLITE DOME TO BE PAINTED.
-  DIE CUT ACRYLIC 3M FILM,USED TO PROTECT FULL BODY PAINTED UNITS.
- 4. ON FULL BODY PAINTED UNITS,USE 145487-01-000 (100 FT.) TO COVER UNSEALED ROOF SEAMS.
-  CLEAR COAT TO BE APPLIED ON ENTIRE UNIT TO PROTECT PAINT.
-  CENTER ON UNIT.
- 1. APPLY PROTECTOR 116424-01-00 TO WATER HEATER DOOR LATCH.

-  EXT FULL BODY PAINT PKG # 2
-  EXT FULL BODY PAINT PKG #1
-  EXTERIOR GRAPHICS PACKAGE #2
-  EXTERIOR GRAPHICS PACKAGE #1

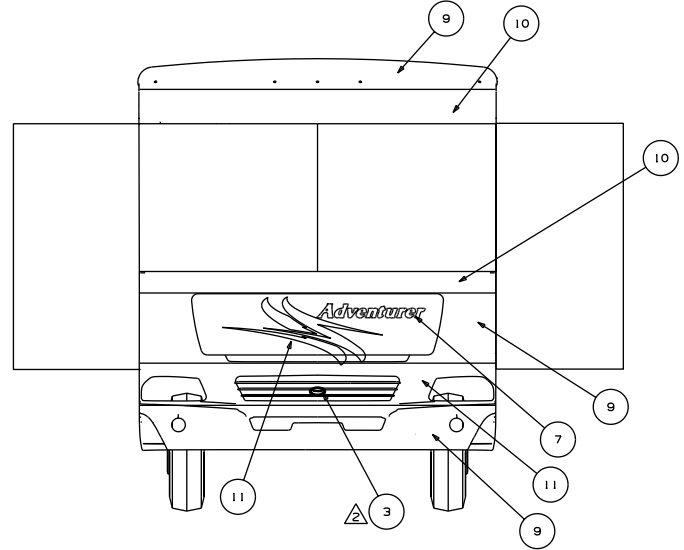
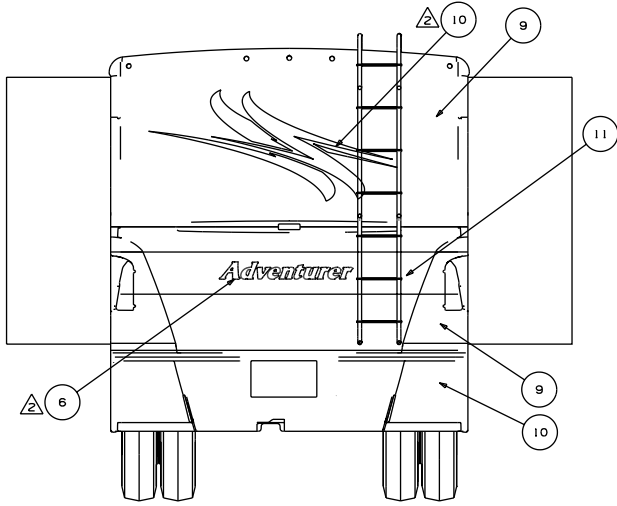
NOTES:

(27A) KEY	PART NUMBER	U/M	DESCRIPTION - BEIGE
1	120700-12-CHT(01A)	EA	DECAL-W - FROST JACK
2	132664-01-CHT(01A)	EA	DECAL-DOMED WINNEBAGO - GOLD CHROME/BLACK
3	137618-01-CHT(01A)	EA	DECAL-BEZEL,DOMED GRILLE LOGO - BLACK/GOLD
4	142366-88-000	GL	PAINT-VARIO CLEAR #8000 - SPIES #295-80005-5L
5	143369-01-000	EA	KIT - 3M PAINT PROTECTION
6	149889-03-CHT(01A)	EA	DECAL-DOMED,ADVENTURER,LG - BLACK/CHROME/MED SILVER
7	149889-04-CHT(01A)	EA	DECAL-DOMED,ADVENTURER,SML - BLACK/CHROME/MED SILVER
8	XXXXXXXXXXXXXX	GL	PAINT - CUSTOM BLEND NON-METALLIC PAINT TO MATCH CANVAS BEIGE MET #64156
9	XXXXXXXXXXXXXX	GL	PAINT - CANVAS BEIGE MET - SHERWIN WILLIAMS #64156
10	XXXXXXXXXXXXXX	GL	PAINT - LT KHAKI MET - SHERWIN WILLIAMS #64023
11	XXXXXXXXXXXXXX	GL	PAINT - SPRUCE GREEN MET - SHERWIN WILLIAMS #53876

(92A) KEY	PART NUMBER	U/M	DESCRIPTION - LOGANBROOK
1	120700-12-CHT(01A)	EA	DECAL-W - FROST JACK
2	132664-01-CHT(01A)	EA	DECAL-DOMED WINNEBAGO - GOLD CHROME/BLACK
3	137618-01-CHT(01A)	EA	DECAL-BEZEL,DOMED GRILLE LOGO - BLACK/GOLD
4	142366-88-000	GL	PAINT-VARIO CLEAR #8000 - SPIES #295-80005-5L
5	143369-01-000	EA	KIT - 3M PAINT PROTECTION
6	149889-03-CHT(01A)	EA	DECAL-DOMED,ADVENTURER,LG - BLACK/CHROME/MED SILVER
7	149889-04-CHT(01A)	EA	DECAL-DOMED,ADVENTURER,SML - BLACK/CHROME/MED SILVER
8	XXXXXXXXXXXXXX	GL	PAINT - CUSTOM BLEND NON-METALLIC PAINT TO MATCH CANVAS BEIGE MET #64156
9	XXXXXXXXXXXXXX	GL	PAINT - GUNMETAL MET - SHERWIN WILLIAMS #33936
10	XXXXXXXXXXXXXX	GL	PAINT - LT KHAKI MET - SHERWIN WILLIAMS #64023
11	XXXXXXXXXXXXXX	GL	PAINT - MED WEDGEWOOD MET - SHERWIN WILLIAMS #51238

## EXTERIOR BODY GROUP (CONTINUED) GRAPHICS & PAINT (CONTINUED)



**FULL BODY  
PAINT**

(27A) KEY	PART NUMBER	U/M	DESCRIPTION - BEIGE
1	120700-12-CHT(01A)	EA	DECAL-W - FROST JACK
2	132664-01-CHT(01A)	EA	DECAL-DOMED WINNEBAGO - GOLD CHROME/BLACK
3	137618-01-CHT(01A)	EA	DECAL-BEZEL,DOMED GRILLE LOGO - BLACK/GOLD
4	143366-68-000	GL	PAINT-VARIO CLEAR #8000 - SPIES #295-80005-5L
5	143369-01-000	EA	KIT - 3M PAINT PROTECTION
6	149889-03-CHT(01A)	EA	DECAL-DOMED,ADVENTURER,LG - BLACK/CHROME/MED SILVER
7	149889-04-CHT(01A)	EA	DECAL-DOMED,ADVENTURER,SML - BLACK/CHROME/MED SILVER
8	XXXXXXXXXXXXXX	GL	PAINT - CUSTOM BLEND NON-METALLIC PAINT TO MATCH CANVAS BEIGE MET #64156
9	XXXXXXXXXXXXXX	GL	PAINT - CANVAS BEIGE MET - SHERWIN WILLIAMS #64156
10	XXXXXXXXXXXXXX	GL	PAINT - LT KHAKI MET - SHERWIN WILLIAMS #64023
11	XXXXXXXXXXXXXX	GL	PAINT - SPRUCE GREEN MET - SHERWIN WILLIAMS #53876

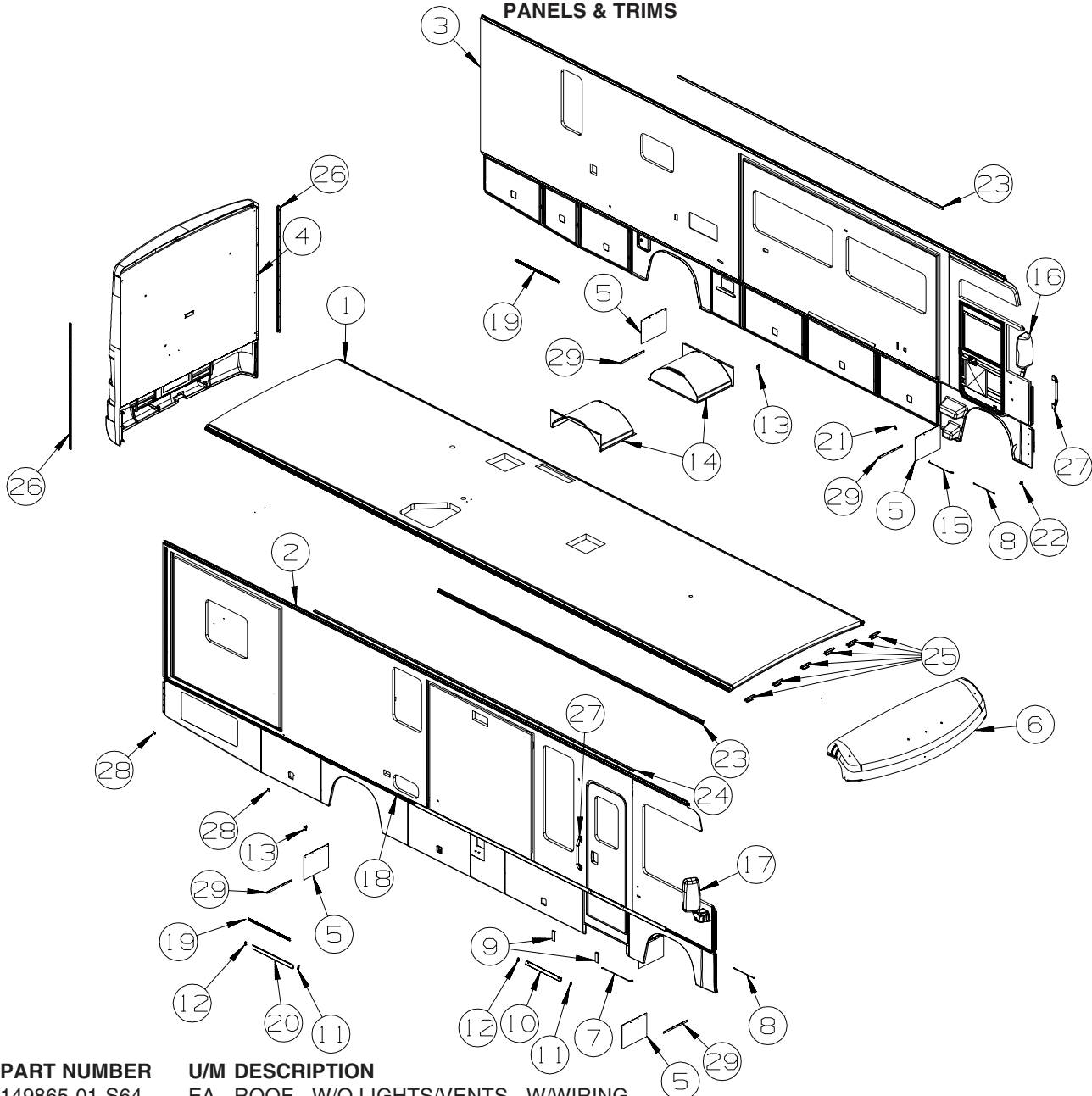
(92A) KEY	PART NUMBER	U/M	DESCRIPTION - LOGANBROOK
1	120700-12-CHT(01A)	EA	DECAL-W - FROST JACK
2	132664-01-CHT(01A)	EA	DECAL-DOMED WINNEBAGO - GOLD CHROME/BLACK
3	137618-01-CHT(01A)	EA	DECAL-BEZEL,DOMED GRILLE LOGO - BLACK/GOLD
4	143366-68-000	GL	PAINT-VARIO CLEAR #8000 - SPIES #295-80005-5L
5	143369-01-000	EA	KIT - 3M PAINT PROTECTION
6	149889-03-CHT(01A)	EA	DECAL-DOMED,ADVENTURER,LG - BLACK/CHROME/MED SILVER
7	149889-04-CHT(01A)	EA	DECAL-DOMED,ADVENTURER,SML - BLACK/CHROME/MED SILVER
8	XXXXXXXXXXXXXX	GL	PAINT - CUSTOM BLEND NON-METALLIC PAINT TO MATCH CANVAS BEIGE MET #64156
9	XXXXXXXXXXXXXX	GL	PAINT - GUNMETAL MET - SHERWIN WILLIAMS #33936
10	XXXXXXXXXXXXXX	GL	PAINT - LT KHAKI MET - SHERWIN WILLIAMS #84023
11	XXXXXXXXXXXXXX	GL	PAINT - MED WEDGEWOOD MET - SHERWIN WILLIAMS #51238

KEY	PART NUMBER	U/M	DESCRIPTION
	004308-01-000	EA	PAINT - BLACK SPRAY
	093681-40-01A	FT	FILM - 2" - FLAT BLACK - DRIVERS DOOR
	072882-01-000	EA	PAINT - 16 OUNCE SPRAY - OFF WHITE

**DUPONT COLOR CODES ARE NOW FOUND IN THE PAINT CODE MANUAL.  
YOU CAN FIND THIS MANUAL ON YOUR DEALER INDEX WEBPAGE UNDER SERVICE.**

# EXTERIOR BODY GROUP (CONTINUED)

## PANELS & TRIMS



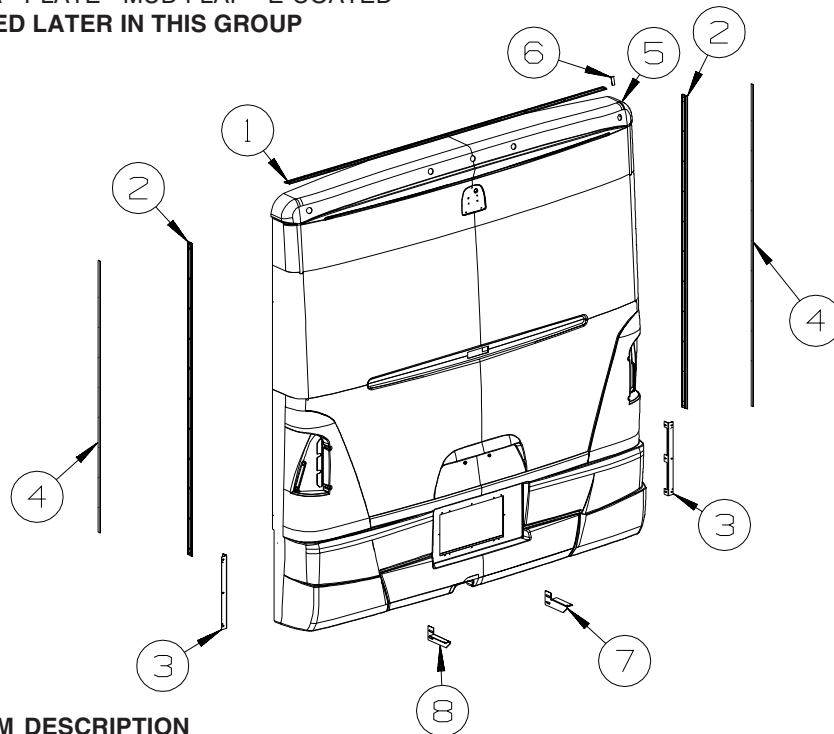
KEY	PART NUMBER	U/M	DESCRIPTION
1	149865-01-S64	EA	ROOF - W/O LIGHTS/VENTS - W/WIRING
2	149864-01-S64	EA	SIDEWALL - PASSENGER - W/O WINDOWS/TRIMS (S64, S65, S66, S67, SK0, SK1, SK2, SK3)
2	149864-01-S68	EA	SIDEWALL - PASSENGER - W/O WINDOWS/TRIMS (S68, S69, S70, S71, SK4, SK5, SK6, SK7)
2	149864-01-S72	EA	SIDEWALL - PASSENGER - W/O WINDOWS/TRIMS (S72, S73, S74, S75, SL0, SL1, SL2, SL3)
3	149863-01-S64	EA	SIDEWALL - DRIVER - W/O WINDOWS/TRIMS (S64, S65, S66, S67, SK0, SK1, SK2, SK3)
3	149863-01-S68	EA	SIDEWALL - DRIVER - W/O WINDOWS/TRIMS (S68, S69, S70, S71, SK4, SK5, SK6, SK7)
3	149863-01-S72	EA	SIDEWALL - DRIVER - W/O WINDOWS/TRIMS (S72, S73, S74, S75, SL0, SL1, SL2, SL3)
4	148785-05-S64	EA	BACKWALL/INNER - W/O REAR CAP (S64, S65, S66, S67, SK0, SK1, SK2, SK3)
4	148785-05-S68	EA	BACKWALL/INNER - W/O REAR CAP (S68, S69, S70, S71, SK4, SK5, SK6, SK7)
4	148785-05-S72	EA	BACKWALL/INNER - W/O REAR CAP (S72, S73, S74, S75, SL0, SL1, SL2, SL3)
5	017516-01-000	EA	MUD FLAP - 14"H X 18"W - W/O MOUNTING HOLES - BLACK
6	125052-02-J20	EA	CAP - ROOF - W/O LIGHTS/WIRING
7	107865-25-000	EA	ROD - SUPPORT - VALANCE PANEL - 18.9"
8	107865-06-000	EA	ROD - SUPPORT - VALANCE PANEL - 15"
9	121117-05-02B	EA	ANGLE - W/O SLOTS - 5.7" X 2" - E-COATED
10	149822-01-02A	EA	TRIM - SIDEWALL/ENTRY DOOR - 25.3" - BLACK
11	146576-01-02A	EA	CAP - END/TRIM - RIGHT HAND
12	146576-02-02A	EA	CAP - END/TRIM - LEFT HAND- BLACK
13	119568-01-01A	EA	STANDOFF - VALANCE PANEL - BLACK

## EXTERIOR BODY GROUP (CONTINUED)

### PANELS & TRIMS (CONTINUED)

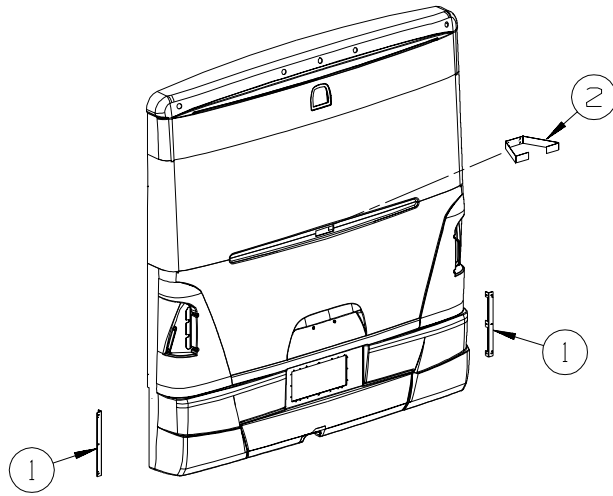
KEY	PART NUMBER	U/M	DESCRIPTION
14	131365-01-000	EA	WHEELWELL - PLASTIC
15	107865-27-000	EA	ROD - SUPPORT - VALANCE PANEL - 17.3"
16*	142721-02-01A	EA	MIRROR - EXTERIOR REMOTE/HEAT/DRVR - (BREAKAWAY) - BLACK
17*	142721-01-01A	EA	MIRROR - EXTERIOR REMOTE/HEAT/PASS - (BREAKAWAY) - BLACK
18	153498-01-01A	EA	BUMPER - RUBBER - WHITE
18	153498-01-02A	EA	BUMPER - RUBBER - BLACK
19	146548-01-01A	EA	TRIM - RETAINER
20	146550-01-02A	EA	TRIM COVER - SIDEWALL - 182" - BLACK
21	150742-01-02A	EA	CAP/TRIM - DRIVER DOOR - BLACK
22	150742-02-02A	EA	CAP/TRIM - DRIVER DOOR - BLACK
23	131483-01-01A	EA	RAIL - AWNING - 192" - BRIGHT WHITE
24	142123-02-01A	EA	RAIL/AWNING - 232" - BRIGHT WHITE
24	142123-02-02A	EA	RAIL/AWNING - 232" - BLACK
25	134774-01-02B	EA	BRACKET - CAB ATTACHMENT - E-COATED
26	132273-01-02B	EA	BRACKET - REAR TRIM - E-COATED
27	132442-02-01A	EA	HANDLE - ASSIST/CLEAR-BLANK - 20" - W/CHROME ENDS
28	093673-01-06A	FT	TRIM/MOLDING - 1.4" WIDE X 8' LONG - BRIGHT WHITE
29	140922-01-02B	EA	PLATE - MUD FLAP - E-COATED

\*COMPONENT PARTS LISTED LATER IN THIS GROUP

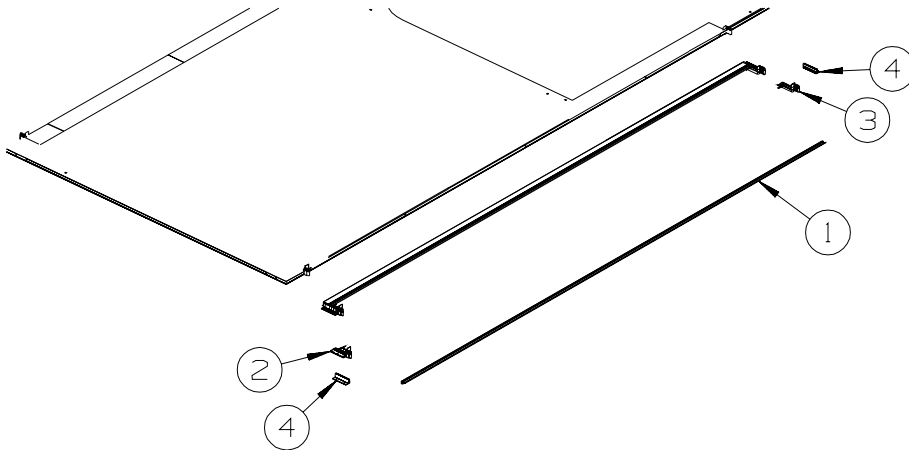


KEY	PART NUMBER	U/M	DESCRIPTION
1	083805-23-000	EA	TRIM - ROOF CAP - 92.1" - BRIGHT WHITE
2	092041-09-01A	EA	TRIM - BACKWALL/SIDEWALL - 77.3" - BRIGHT WHITE
3	138789-01-02B	EA	ANGLE/MOUNT - WHEEL LIP/BACKWALL - E-COATED
4	091985-01-07A	FT	INSERT - TRIM - REAR CAP TO SIDEWALL - .66" - BRIGHT WHITE
5	144541-04-R38	EA	PANEL/REAR CAP - W/O CAMERA CUT-OUT - BRIGHT WHITE
5	144541-03-R38	EA	PANEL/REAR CAP - W/CAMERA CUT-OUT - BRIGHT WHITE - REAR MONITOR SYSTEM
6	104692-03-000	EA	SEAL - ADHESIVE BACKED FOAM - 1" THICK X 1 3/16"WIDE X 15'
7	144593-01-02B	EA	BRACE - REAR CAP - RH
8	144593-02-02B	EA	BRACE - REAR CAP - LH

**EXTERIOR BODY GROUP (CONTINUED)**  
**PANELS & TRIMS (CONTINUED)**



KEY	PART NUMBER	U/M	DESCRIPTION
1	138467-03-02B	EA	BRACKET/SUPPORT - BUMPER - E-COATED
2	140337-02-02B	EA	BRACKET - REAR CAP - E-COATED

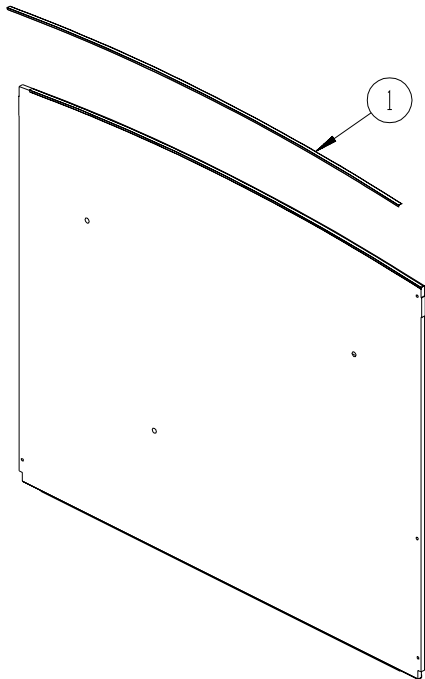


**FLOOR**

KEY	PART NUMBER	U/M	DESCRIPTION
1	143905-01-000	FT	SEAL - LOWER - F/SLIDEOUT
2	143219-01-01A	EA	SEAL - CORNER - F/REAR SLIDEOUT
3	143219-02-01A	EA	SEAL - CORNER - F/REAR SLIDEOUT
4	142043-01-01A	EA	TRIM - SEAL, FLOOR - SLIDEOUT - MILL

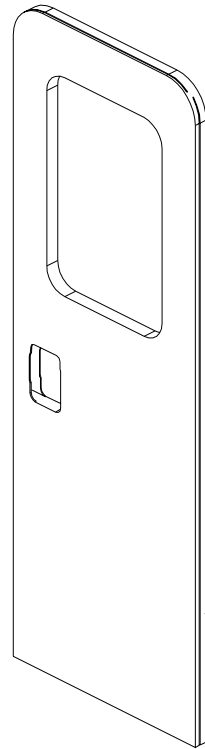


**EXTERIOR BODY GROUP (CONTINUED)**  
**PANELS & TRIMS (CONTINUED)**



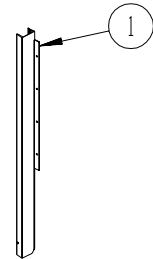
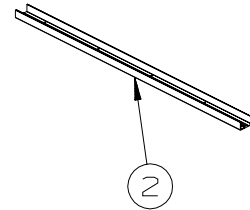
**BACKWALL**

KEY	PART NUMBER	U/M DESCRIPTION
1	114248-02-01A	EA ANGLE - PLASTIC - 96.6"



**PASSENGER  
SIDEWALL**

KEY	PART NUMBER	U/M DESCRIPTION
1	133100-05-01A	EA TRIM - SIDEWALL - BLACK
2	137599-01-01A	EA TRIM - NOTCHED - SIDEWALL - 33.2" - BLACK
3	133100-06-01A	EA TRIM - SIDEWALL - BLACK



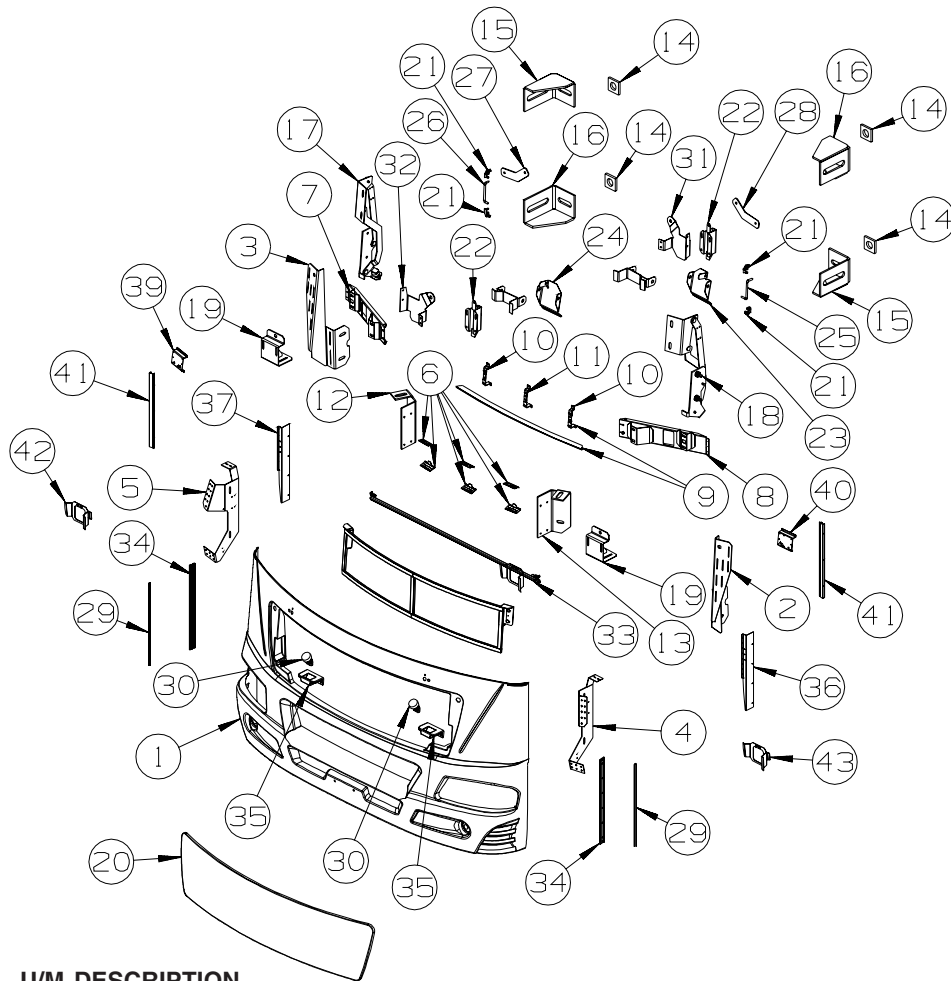
**EXTERIOR BODY GROUP (CONTINUED)**  
**COMPONENT PARTS FOR PANELS & TRIMS**

142721-01-01A, 142721-02-01A

<b>KEY</b>	<b>PART NUMBER</b>	<b>U/M</b>	<b>DESCRIPTION</b>	<b>VENDOR NO.</b>
	106015-16-700	EA	GLASS/FLAT-W/HEAT ELEMENT	709450
	106015-18-700	EA	GLASS/CONVEX	709650
	106015-18-702	EA	MOTOR - FLAT GLASS	7471180
	106015-18-703	EA	GLASS/CONVEX-ACT/HOUSING	709651
	131431-03-700	EA	LIGHT/TURN SIGNAL - AMBER	7475510
	142721-01-700	EA	COVER/CAP - BOTTOM	Q709678
	142721-01-701	EA	CAP - RECTANGULAR (VELVAC)	709557
	142721-01-702	EA	BRACKET/MOUNT - MIRROR	7096800
	142721-01-703	EA	GASKET/MOUNT - MIRROR	7094700
	142721-01-704	EA	SET SCREW - 5/16"-18 X 1.25"	4082140

# EXTERIOR BODY GROUP (CONTINUED)

## FRONT END



KEY	PART NUMBER	U/M	DESCRIPTION
1	140851-10-S64	EA	PANEL - FRONT/LOWER - W/O HOOD/GRILLE/LIGHTS
2	141006-03-02B	EA	SUPPORT - HINGE - PASSENGER - E-COATED
3	141006-04-02B	EA	SUPPORT - HINGE - DRIVER - E-COATED
4	141016-01-02B	EA	BRACKET - FRONT/MOUNT - E-COATED
5	141016-02-02B	EA	BRACKET - FRONT/MOUNT - E-COATED
6	141109-01-02B	EA	BRACKET - GRILLE - E-COATED
7	141080-01-02B	EA	SUPPORT - HEADLAMP - PASSENGER - E-COATED
8	141080-02-02B	EA	SUPPORT - HEADLAMP - DRIVER - E-COATED
9	141093-01-P45	EA	GRILLE - FRONT/UPPER - 3 BAR
10	141099-01-11B	EA	SUPPORT - GRILLE - VERTICAL - FLAT BLACK
11	141100-01-11B	EA	SUPPORT - GRILLE - FRONT - FLAT BLACK
12	141445-01-02B	EA	BRACKET/HEADLAMP - ADJUSTABLE - E-COATED
13	141445-02-02B	EA	BRACKET/HEADLAMP - ADJUSTABLE - E-COATED
14	116617-02-02B	EA	SPACER - BUMPER
15	128455-01-02B	EA	BRACKET - BUMPER - E-COATED
16	128455-02-02B	EA	BRACKET - BUMPER - E-COATED
17	137072-05-01A	EA	HINGE - HOOD - PASSENGER - BLACK
18	137072-06-01A	EA	HINGE - HOOD - DRIVER - BLACK
19	140324-02-02B	EA	BRACKET - HOOD - STRIKER - E-COATED
20	140853-01-P45	EA	PANEL/HOOD - BRIGHT WHITE
21	102265-01-000	EA	CLIP/ROD END - 5/32" - BLACK PLASTIC
22	113908-02-000	EA	LATCH/PLUNGER - F/HOOD/REAR TRUNK/ENGINE DOOR
23	134415-01-02B	EA	LATCH/HOOD - PULL - RIGHT HAND - E-COATED
24	134415-02-02B	EA	LATCH/HOOD - PULL - LEFT HAND - E-COATED
25	134416-01-01A	EA	ROD/HOOD LATCH - STAINLESS STEEL - RIGHT HAND
26	134416-02-01A	EA	ROD/HOOD LATCH - STAINLESS STEEL - LEFT HAND
27	134418-06-02B	EA	PIVOT - LATCH/HOOD - E-COATED - RIGHT HAND
28	134418-07-02B	EA	PIVOT - LATCH/HOOD - E-COATED - LEFT HAND
29	091985-01-07A	FT	INSERT - TRIM - .65" WIDE - BRIGHT WHITE
30	058786-01-000	EA	BOLT - HOOD ADJUSTMENT - 5/16"-18 X 1.5"-2" - W/BLACK PAD

## EXTERIOR BODY GROUP (CONTINUED)

### FRONT END (CONTINUED)

KEY	PART NUMBER	U/M	DESCRIPTION
31	139162-03-02B	EA	BRACKET - LATCH - SPRING - RIGHT HAND
32	139162-04-02B	EA	BRACKET - LATCH - SPRING - LEFT HAND
33	142854-01-02B	EA	TUBE - TIMING/HOOD - E-COATED - <b>WORKHORSE &amp; 2004 FORD</b>
33	154091-01-02B	EA	TUBE - TIMING/HOOD - E-COATED - <b>2006 FORD</b>
34	092041-10-01A	EA	TRIM - FRONT/REAR CAP (SIDEWALL) - 25.2" - BRIGHT WHITE
35	130053-01-01A	EA	STRIKER - LUGGAGE DOOR - FLUSH - BLACK
36	143561-01-02B	EA	BRACKET - FRONT END - E-COATED
37	143561-02-02B	EA	BRACKET - FRONT END - E-COATED
38	149784-02-S64	EA	SUPPORT - WIPER
39	149788-06-02B	EA	SUPPORT - PIVOT SHAFT - E-COATED
40	149788-08-02B	EA	SUPPORT - PIVOT SHAFT - E-COATED
41	132864-01-01A	EA	SUPPORT - FRONT/INNER PANEL TRIM
42	139685-10-02B	EA	SUPPORT - FOG LAMP - PASSENGER - E-COATED
43	139685-12-02B	EA	SUPPORT - FOG LAMP - DRIVER - E-COATED

### LADDER

KEY	PART NUMBER	U/M	DESCRIPTION
	129375-02-000	EA	SEAL - LADDER BRACKET
	130163-09-01A	EA	LADDER EXTENSION/LOWER - 35.6" - 3 STEP - BRUSHED ALUMINUM
	141624-01-01A	EA	LADDER - REAR CAP - BRUSHED ALUMINUM

### STRUCTURAL COMPONENTS

KEY	PART NUMBER	U/M	DESCRIPTION
	002766-01-001	EA	ANGLE - EXTRUDED - 1" X 1 1/2" X 17'
	076054-Z3-000	EA	FIBERGLASS SHEET - 102" X 93.9" - ROOF/SIDEWALL - BRT WHT
	089297-01-000	SF	PLYWOOD - LUAN - OVERLAY GRADE - 4' X 8'
	100619-01-000	BF	FOAM - EXPANDED POLYSTYRENE - 1.34" X 48" X 96"
	100619-02-000	BF	FOAM - EXPANDED POLYSTYRENE - 1.5" X 48" X 96"
	100619-04-000	BF	FOAM - EXPANDED POLYSTYRENE - .5" X 48" X 96"
	100619-05-000	BF	FOAM - EXPANDED POLYSTYRENE - .75" X 48" X 96"-1.5"DENSITY
	100619-13-000	BF	FOAM - EXPANDED POLYSTYRENE-.34" X 34.7" X 96"-2" DENSITY
	100619-16-000	BF	FOAM - EXPANDED POLYSTYRENE - .75" X 48" X 96"-2" DENSITY
	100619-27-000	BF	FOAM - EXPANDED POLYSTYRENE - 3" X 48" X 92.8"
	105077-08-000	EA	FOAM - PLUG - ROOF CAP
	108535-05-03A	SF	FIBERGLASS SHEET - 108" X 500' ROLL - BRIGHT WHITE
	116942-03-01A	LB	ALUMINUM - .7" X 40" X 158"
	120107-01-000	EA	FOAM - ROOF COVE - 2.8" X 48" LONG
	120107-02-000	EA	FOAM - PLUG - ROOF TUBE - 2.2" X 2.9" X 1.8" LONG
	120107-03-000	EA	FOAM - PLUG - SIDEWALL TUBE - 1.2" X 2.1" X 1.8" LONG
	120107-07-000	EA	FOAM - ROOF COVE
	128782-03-01A	EA	FIBERGLASS SHEET - 26.1" X 68.2" - HIGH GLOSS/SLIDEOUT-B/W
	128782-07-01A	EA	FIBERGLASS SHEET - 79" X 456" - HIGH GLOSS - BRIGHT WHITE
	128782-08-01A	EA	FIBERGLASS SHEET - 22" X 68.3" - HIGH GLOSS - BRIGHT WHITE
	128782-09-01A	EA	FIBERGLASS SHEET - 31" X 68.2" - HIGH GLOSS - BRIGHT WHITE
	128782-10-01A	EA	FIBERGLASS SHEET - 25" X 48" - HIGH GLOSS - BRIGHT WHITE
	148884-20-01A	EA	FIBERGLASS SHEET - 4" X 93.8" - HIGH GLOSS - BRIGHT WHITE
	148884-22-01A	EA	FIBERGLASS SHEET - 47.9" X 95.8" - HIGH GLOSS-BRIGHT WHITE

## EXTERIOR BODY GROUP (CONTINUED)

### PATIO AWNINGS

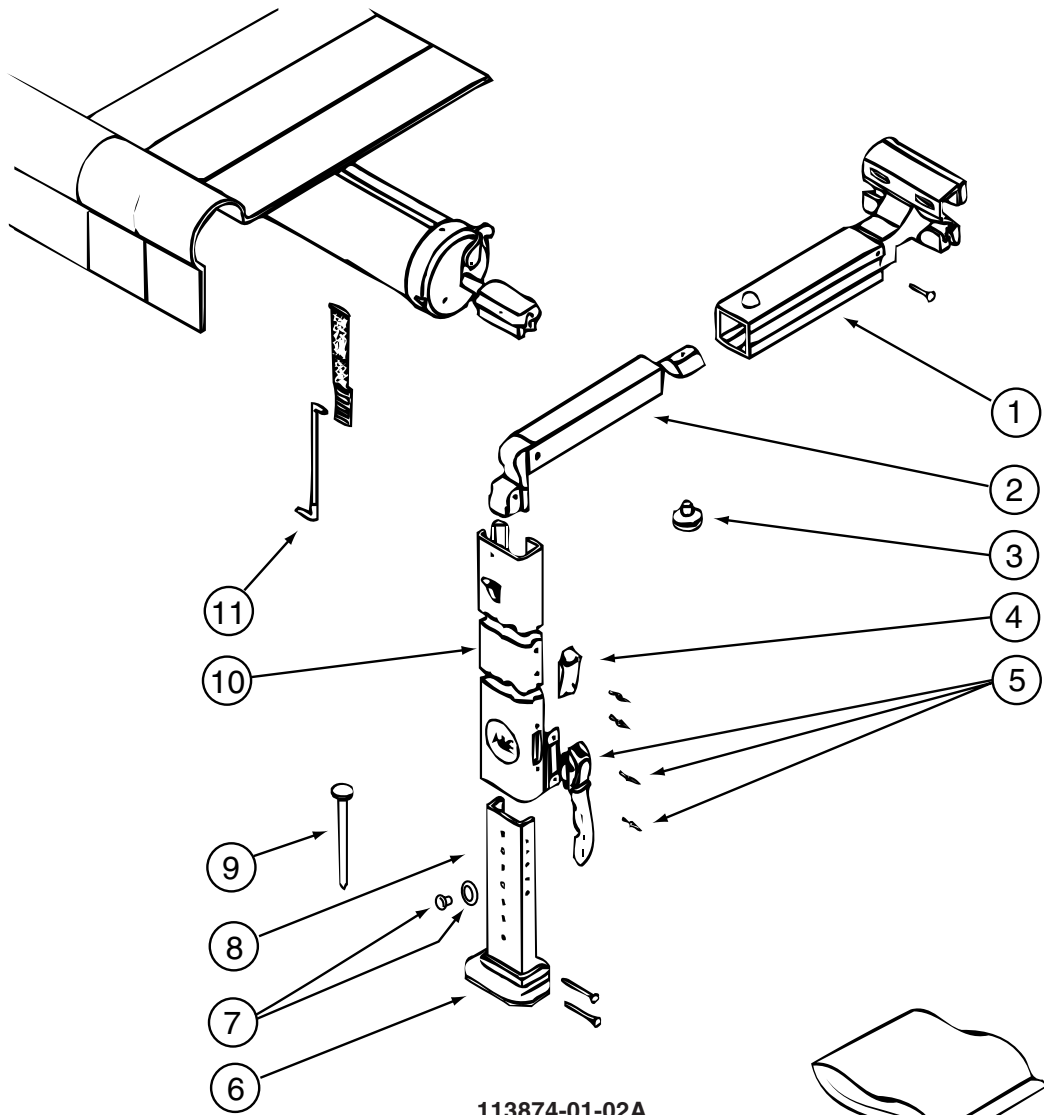
### AWNINGS

SERIES	MODEL	COLOR DESIGNATION	AWNING FABRIC	AWNING LENGTH	WEATHER WRAP(MANUAL)	PART # MANUAL	WEATHER WRAP(ELEC)	PART # ELECTRIC
ADVENTURER (27G) GRAPHICS	G33V	FAWN (EA)	VINYL	18'	MTL/BRT WHT	113874-07-29A	MTL/BRT WHT	143181-07-29A
	G35A	FAWN (EA)	VINYL	20'	MTL/BRT WHT	NA	MTL/BRT WHT	143181-12-29A
	G35U	FAWN (EA)	VINYL	16'	MTL/BRT WHT	113874-06-29A	MTL/BRT WHT	143181-06-29A
	G37B	FAWN (EA)	VINYL	19'	MTL/BRT WHT	113874-08-29A	MTL/BRT WHT	143181-08-29A
	G38G	FAWN (EA)	VINYL	19'	MTL/BRT WHT	113874-08-29A	MTL/BRT WHT	143181-08-29A
	G38J	FAWN (EA)	VINYL	19'	NA	NA	MTL/BRT WHT	143181-13-29A
	G38R	FAWN (EA)	VINYL	19'	MTL/BRT WHT	113874-08-29A	MTL/BRT WHT	143181-08-29A
ADVENTURER (92K) GRAPHICS	G33V	GULF BLUE (DX)	VINYL	18'	MTL/BRT WHT	113874-07-39A	MTL/BRT WHT	143181-07-39A
	G35A	GULF BLUE (DX)	VINYL	20'	MTL/BRT WHT	NA	MTL/BRT WHT	143181-12-39A
	G35U	GULF BLUE (DX)	VINYL	16'	MTL/BRT WHT	113874-06-39A	MTL/BRT WHT	143181-06-39A
	G37B	GULF BLUE (DX)	VINYL	19'	MTL/BRT WHT	113874-08-39A	MTL/BRT WHT	143181-08-39A
	G38G	GULF BLUE (DX)	VINYL	19'	MTL/BRT WHT	113874-08-39A	MTL/BRT WHT	143181-08-39A
	G38J	GULF BLUE (DX)	VINYL	19'	NA	NA	MTL/BRT WHT	143181-13-39A
	G38R	GULF BLUE (DX)	VINYL	19'	MTL/BRT WHT	113874-08-39A	MTL/BRT WHT	143181-08-39A
ADVENTURER (27A) FULL BODY PAINT	G33V	TAUPE(4648)	ACRYLIC	18'	NA	NA	MTL/CHAMPAGNE	143181-07-41E
	G35A	TAUPE(4648)	ACRYLIC	20'	NA	NA	MTL/CHAMPAGNE	143181-12-41E
	G35U	TAUPE(4648)	ACRYLIC	16'	NA	NA	MTL/CHAMPAGNE	143181-06-41E
	G37B	TAUPE(4648)	ACRYLIC	19'	NA	NA	MTL/CHAMPAGNE	143181-08-41E
	G38G	TAUPE(4648)	ACRYLIC	19'	NA	NA	MTL/CHAMPAGNE	143181-08-41E
	G38J	TAUPE(4648)	ACRYLIC	19'	NA	NA	MTL/CHAMPAGNE	143181-13-41E
	G38R	TAUPE(4648)	ACRYLIC	19'	NA	NA	MTL/CHAMPAGNE	143181-08-41E
ADVENTURER (92A) FULL BODY PAINT	G33V	SAPPHIRE(4641)	ACRYLIC	18'	NA	NA	MTL/CHAMPAGNE	143181-07-52E
	G35A	SAPPHIRE(4641)	ACRYLIC	20'	NA	NA	MTL/CHAMPAGNE	143181-12-52E
	G35U	SAPPHIRE(4641)	ACRYLIC	16'	NA	NA	MTL/CHAMPAGNE	143181-06-52E
	G37B	SAPPHIRE(4641)	ACRYLIC	19'	NA	NA	MTL/CHAMPAGNE	143181-08-52E
	G38G	SAPPHIRE(4641)	ACRYLIC	19'	NA	NA	MTL/CHAMPAGNE	143181-08-52E
	G38J	SAPPHIRE(4641)	ACRYLIC	19'	NA	NA	MTL/CHAMPAGNE	143181-13-52E
	G38R	SAPPHIRE(4641)	ACRYLIC	19'	NA	NA	MTL/CHAMPAGNE	143181-08-52E

KEY	PART NUMBER	U/M	DESCRIPTION
	113874-11-01A	EA	SCREW/LAG - AWNING - 1/4" X 1" STAINLESS STEEL
*	113874-01-02A	EA	HARDWARE KIT - AWNING - W/O STANDOFF BRACKET-BRIGHT WHITE - <b>MANUAL</b>
	113874-12-01A	EA	SCREW/LAG - AWNING - 1/4" X 2 3/4" STAINLESS STEEL - <b>MANUAL</b>
	137054-01-02A	EA	BRACKET - AWNING - BRIGHT WHITE - <b>MANUAL</b>
	143181-02-01A	EA	ELECTRICAL KIT/AWNING - WEATHERPROOF - <b>ELECTRIC</b>
	143181-10-01A	EA	AWNING/WEATHERPROOF - HARDWARE KIT - BRIGHT WHITE - <b>ELECTRIC</b>
	143181-10-02A	EA	AWNING/WEATHERPROOF - HARDWARE KIT - CHAMPAGNE - <b>ELECTRIC/FULL BODY PAINT</b>
	143181-11-01A	EA	AWNING/WTHRPRF - SPACER KIT - BRIGHT WHITE - <b>ELECTRIC, G35A &amp; G38J ONLY</b>
	143181-11-02A	EA	AWNING/WTHRPRF - SPACER KIT - CHAMPAGNE - <b>ELECTRIC/FULL BODY PAINT, G35A &amp; G38J ONLY</b>
	146457-02-03A	EA	BRACKET - AWNING - BRIGHT WHITE - <b>ELECTRIC, G35A &amp; G38J ONLY</b>
	146457-02-02A	EA	BRACKET - AWNING - BLACK - <b>ELECTRIC, G35A &amp; G38J ONLY/FULL BODY PAINT</b>
	127647-03-01A	EA	ROD/AWNING GUARD - ENTRY DOOR - 19.4" LONG - <b>ELECTRIC, G35A ONLY</b>
	154099-01-01A	EA	SUNSCREEN/RMVBL/BL-18'X72"-F/19'-20' -W/HDW - <b>PATIO AWNING SUNSCREEN, G35A, G37B, G38</b>
	154099-02-01A	EA	SUNSCREEN/RMVBL/BL-18'X72"-F/19'-20' -W/HDW - <b>PATIO AWNING SUNSCREEN, G33V ONLY</b>
	154099-03-01A	EA	SUNSCREEN/RMVBL/BL-18'X72"-F/19'-20' -W/HDW - <b>PATIO AWNING SUNSCREEN, G35U ONLY</b>

\*COMPONENT PARTS LISTED LATER IN THIS GROUP

**EXTERIOR BODY GROUP (CONTINUED)**  
**COMPONENT PARTS FOR AWNINGS**

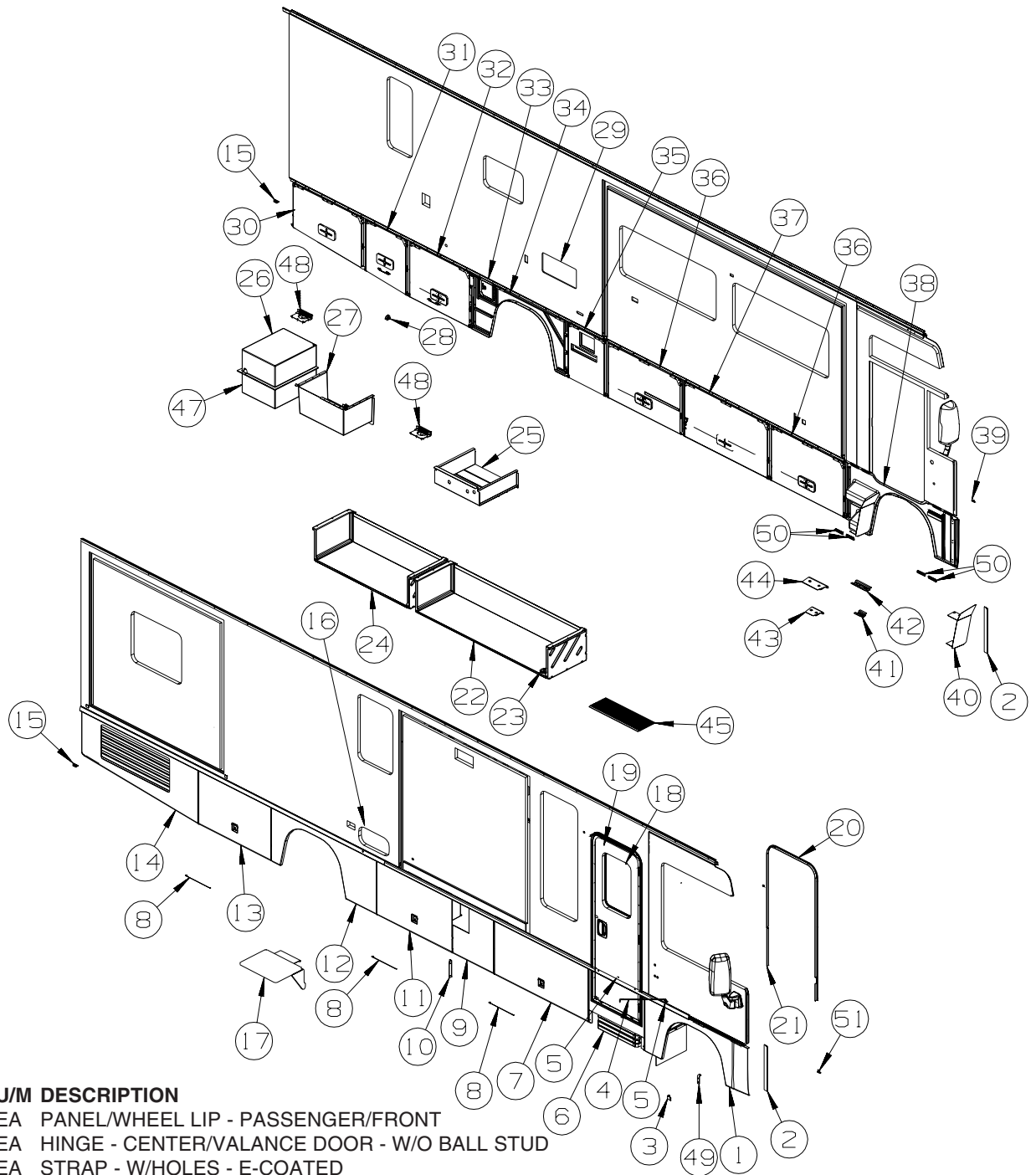


113874-01-02A

KEY	PART NUMBER	U/M	DESCRIPTION	VENDOR NO.
1	113874-01-714	EA	RAFTER - MAIN RH/LH BRT/WHT	830295.536F
2	113874-01-715	EA	RAFTER - SECONDARY BRT/WHT	830463.511F
3	113874-01-702	EA	KNOB - ADJUSTING	3105421.014
4	113874-01-706	EA	LOCK - TRAVEL	830587.001
5	113874-01-707	EA	HANDLE - LIFT W/RIVETS	830644
6	113874-01-712	EA	FOOT - PATIO	730366-001
7	113874-01-710	EA	PLUG-STOP KIT	830456
8	113874-01-717	EA	ARM - ADJUSTABLE BRT/WHT	830467.517/F
9	113874-01-709	EA	NAIL-SPIKE, 8"	113006
10	113874-01-716	EA	ARM - MAIN SUPPORT BRT/WHT	3104502.293/F
11	113874-01-703	EA	ROD-CENTER PULL W/ACCESSORY	830152.102

# EXTERIOR DOORS & COMPARTMENTS GROUP

## DOOR & COMPARTMENT LAYOUT



**KEY PART NUMBER**

- 1 143492-27-S64
- 2 139793-03-01A
- 3 133939-02-02B
- 4 140309-04-02B
- 5 127647-03-01A
- 6\* 127960-01-01A
- 7 143709-01-01A
- 8 147682-03-R32

**U/M DESCRIPTION**

- EA PANEL/WHEEL LIP - PASSENGER/FRONT
- EA HINGE - CENTER/VALANCE DOOR - W/O BALL STUD
- EA STRAP - W/HOLES - E-COATED
- EA ANGLE - FURNACE DOOR - E-COATED
- EA ROD/AWNING GUARD - ENTRY DOOR - 19.4" LONG
- EA RETAINER - 3/8" - STAINLESS STEEL
- EA STEP - ELECTRIC - TRIPLE - BLACK
- EA VALANCE/DOOR - W/O PADDLE LATCH/HDWR - 62.9" X 26.3"  
FROM: 00-00-00 THRU: 08-15-04
- EA ROD - LATCH - 25.3" W/3/4" DOG LEG
- EA ROD - LATCH - 27.1" W/3/4" DOG LEG
- EA SPRING/GAS - 90 LB. - 15" EXTENDED/9.5" COMPRESSED
- FT SEAL - BULB - W/WIRED U CHANNEL - 1.3" X 1" - BLACK  
FROM: 00-00-00 THRU: 01-23-05
- FT SEAL - BULB/SINGLE - W/U CHANNEL - BLACK  
FROM: 01-24-05 THRU: 99-99-99

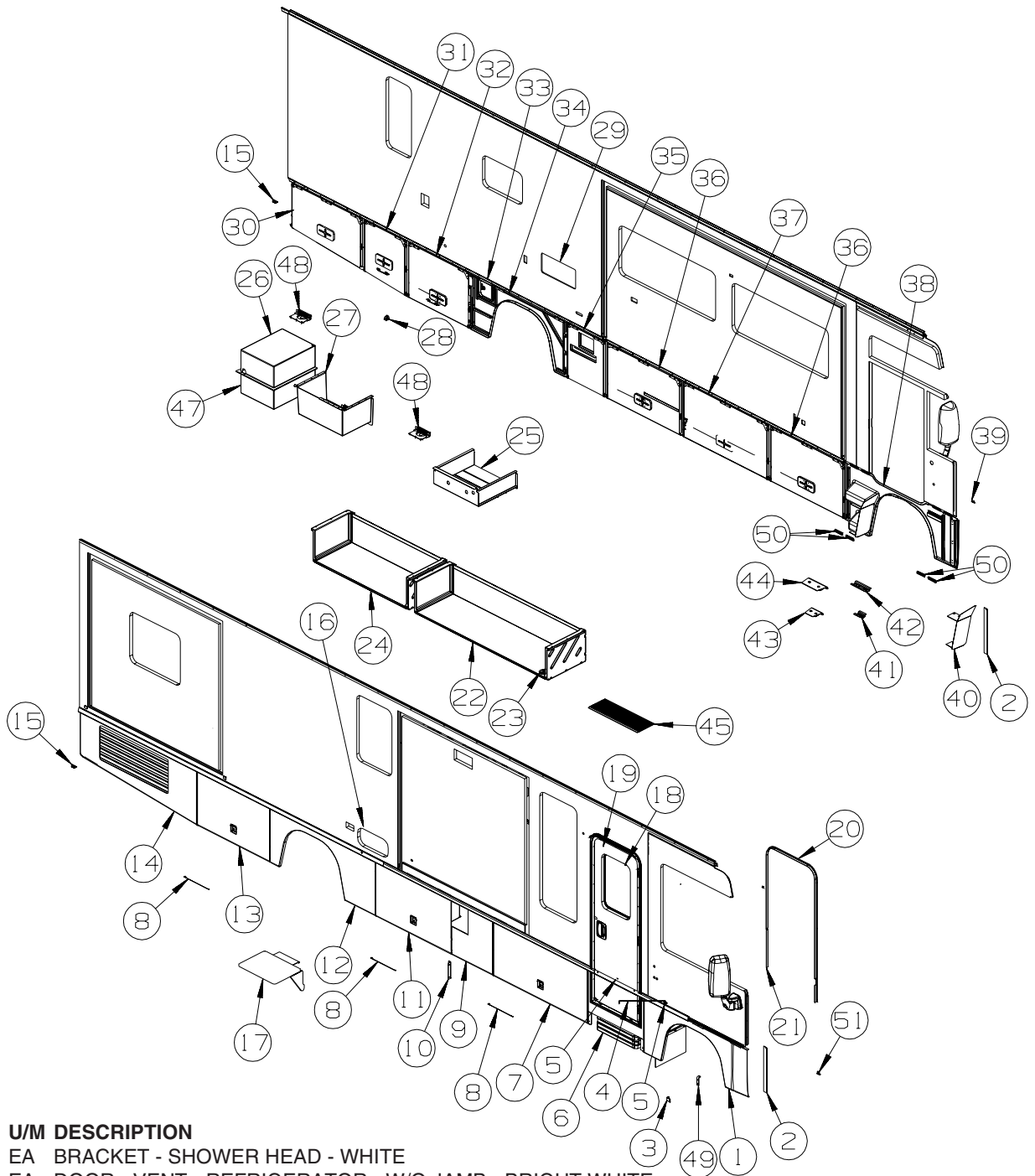


**EXTERIOR DOORS & COMPARTMENTS GROUP (CONTINUED)**  
**DOOR & COMPARTMENT LAYOUT (CONTINUED)**

KEY	PART NUMBER	U/M	DESCRIPTION
7	140982-11-P45	EA	VALANCE/DOOR - W/O PADDLE LATCH - 56" X 26.3" FROM: 08-16-04 THRU: 99-99-99
	132873-35-000	EA	ROD - LATCH - 21.8" W/3/4" DOG LEG
	132873-36-000	EA	ROD - LATCH - 23.6" W/3/4" DOG LEG
	142569-12-000	EA	SPRING/GAS - 90 LB. - 15" EXTENDED/9.5"COMPRESSED
	132892-02-01A	FT	SEAL - BULB - W/WIRED U CHANNEL - 1.3" X 1" - BLACK FROM: 00-00-00 THRU: 01-23-05
	132892-08-01A	FT	SEAL - BULB/SINGLE - W/U CHANNEL - BLACK FROM: 01-24-05 THRU: 99-99-99
8	076767-14-000	EA	CABLE - STAINLESS STEEL - 14.9"
9	140983-06-S64	EA	VALANCE/PANEL - 17.5" X 26.5" - W/O HARDWARE FROM: 00-00-00 THRU: 08-15-04
9	140983-08-S64	EA	VALANCE/PANEL - 24.4" X 26.5" - W/O HARDWARE FROM: 08-16-04 THRU: 99-99-99
10	113041-19-02B	EA	ANGLE/MOUNT - BUMPER - E-COATED
11	140982-09-P37	EA	VALANCE/DOOR - W/O LATCH/HINGE - 45" X 26.3"
	132873-31-000	EA	ROD - LATCH - 16.3" W/3/4" DOG LEG
	132873-32-000	EA	ROD - LATCH - 18.1" W/3/4" DOG LEG
	142569-12-000	EA	SPRING/GAS - 90 LB. - 15" EXTENDED/9.5"COMPRESSED
	132892-02-01A	FT	SEAL - BULB - W/WIRED U CHANNEL - 1.3" X 1" - BLACK FROM: 00-00-00 THRU: 01-23-05
	132892-08-01A	FT	SEAL - BULB/SINGLE - W/U CHANNEL - BLACK FROM: 01-24-05 THRU: 99-99-99
12	143492-28-S76	EA	PANEL/WHEEL LIP - PASSENGER/REAR FROM: 00-00-00 THRU: 08-15-04
12	143492-33-S76	EA	PANEL/WHEEL LIP - PASSENGER/REAR FROM: 08-16-04 THRU: 99-99-99
12	143492-28-S64	EA	PANEL/WHEEL LIP - PASSENGER/REAR - FULL BODY PAINT FROM: 00-00-00 THRU: 08-15-04
12	143492-33-S64	EA	PANEL/WHEEL LIP - PASSENGER/REAR - FULL BODY PAINT FROM: 08-16-04 THRU: 99-99-99
	139793-03-01A	EA	HINGE - CENTER/VALANCE DOOR - W/O BALL STUD
13	140982-08-S76	EA	VALANCE/DOOR - W/O LATCH/HINGE - 43.2" X 26.3"
13	140982-08-P45	EA	VALANCE/DOOR - W/O LATCH/HINGE - 43.2" X 26.3" - FULL BODY PAINT
	132873-29-000	EA	ROD - LATCH - 15.4" W/3/4" DOG LEG
	132873-30-000	EA	ROD - LATCH - 17.2" W/3/4" DOG LEG
	142569-12-000	EA	SPRING/GAS - 90 LB. - 15" EXTENDED/9.5"COMPRESSED
	132892-02-01A	FT	SEAL - BULB - W/WIRED U CHANNEL - 1.3" X 1" - BLACK FROM: 00-00-00 THRU: 01-23-05
	132892-08-01A	FT	SEAL - BULB/SINGLE - W/U CHANNEL - BLACK FROM: 01-24-05 THRU: 99-99-99
14	147682-11-S76	EA	VALANCE/DOOR - PASS W/O LATCH/HDWR - 26.4" X 69.5" X 21.4"
14	147682-11-R38	EA	VALANCE/DOOR - PASS W/O LATCH/HDWR - 26.4" X 69.5" X 21.4" - FULL BODY PAINT
	107721-07-000	FT	SEAL - ACCESS DOOR - .9"WIDE X 1.1"HIGH
15	140309-03-02B	EA	ANGLE - FURNACE DOOR - E-COATED
16	126945-09-N42	EA	DOOR/STORAGE - W/O HARDWARE - 18" X 8.3"
16	126945-09-R38	EA	DOOR/STORAGE - W/O HARDWARE - 18" X 8.3" - BLACK - FULL BODY PAINT
	081801-V3-000	EA	HINGE - DOOR - PIANO - 2" X 96" - BRIGHT WHITE
17	142034-01-01A	EA	SHELF - F/EXTERIOR TV - BRIGHT WHITE
18	120863-05-000	EA	BUMPER - RUBBER/RADIUS TOP - 3/4" X 3/8"
19	P32206-08-S29	EA	DOOR - ENTRY W/SCREEN DOOR - W/O WINDOW/LATCH (S64 THRU S67, SK0 THRU SK3)
19	P32206-08-S28	EA	DOOR - ENTRY W/SCREEN DOOR - W/O WINDOW/LATCH (S68 THRU S71, SK4 THRU SK7)
19	P32206-08-R34	EA	DOOR - ENTRY W/SCREEN DOOR - W/O WINDOW/LATCH (S72 THRU S75, SL0 THRU SL3)
19	P32206-08-S68	EA	DOOR - ENTRY W/SCREEN DR - W/O WDO/LATCH(S64 THRU S67, SK0 THRU SK3) - FULL BODY PAINT
19	P32206-08-S72	EA	DOOR - ENTRY W/SCREEN DR - W/O WDO/LATCH(S68 THRU S71, SK4 THRU SK7) - FULL BODY PAINT
19	P32206-08-S64	EA	DOOR - ENTRY W/SCREEN DR - W/O WDO/LATCH(S72 THRU S75, SL0 THRU SL3) - FULL BODY PAINT
20	139100-01-01A	EA	GARNISH/RADIUS - ENTRY DOOR - BRIGHT WHITE
21	139101-01-01A	EA	GARNISH/STRAIGHT - W/NOTCH - 36.31" - BRIGHT WHITE
22	144629-24-S64	EA	COMPARTMENT - LUGGAGE
23	009426-01-000	EA	HATCH - POWER CORD - WHITE
24	144629-20-S64	EA	COMPARTMENT - LUGGAGE
25	140829-03-02B	EA	COMPARTMENT - WATER HEATER - E-COATED
26	132315-07-000	EA	COMPARTMENT - POWER CORD
27	144654-01-000	EA	COMPARTMENT - DRAINAGE

# EXTERIOR DOORS & COMPARTMENTS GROUP (CONTINUED)

## DOOR & COMPARTMENT LAYOUT (CONTINUED)



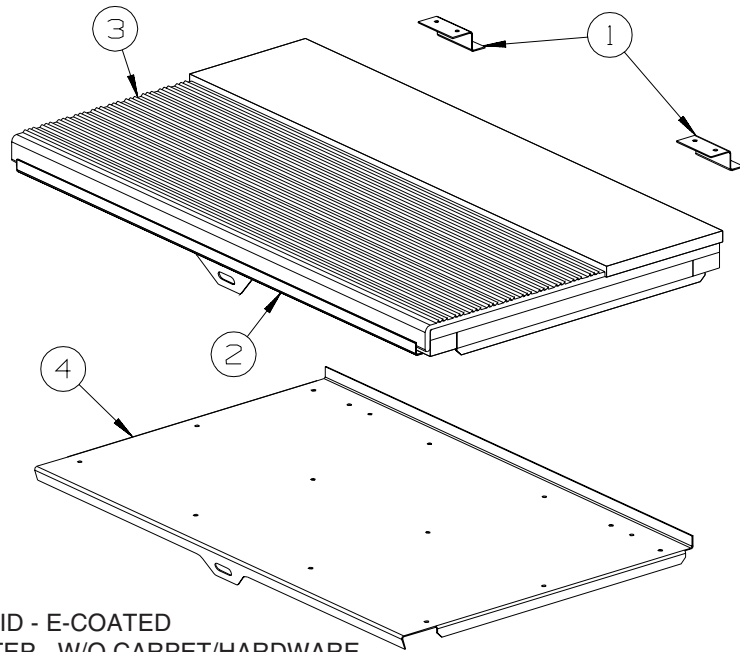
KEY	PART NUMBER	U/M	DESCRIPTION
	28	131383-03-02A	EA BRACKET - SHOWER HEAD - WHITE
	29*	084103-08-000	EA DOOR - VENT - REFRIGERATOR - W/O JAMB - BRIGHT WHITE
	29	084104-08-000	EA JAMB - VENT DOOR/REFRIGERATOR - BRIGHT WHITE
	30	147682-08-S76	EA VALANCE/DOOR - DRVR W/O LATCH/HDWR - 24.4" X 43.1" X 21.3"
	30	147682-08-R32	EA VALANCE/DOOR - DRVR W/O LATCH/HDWR - 24.4" X 43.1" X 21.3" - <b>FULL BODY PAINT</b>
		132873-29-000	EA ROD - LATCH - 15.4" W/3/4" DOG LEG
		132873-30-000	EA ROD - LATCH - 17.2" W/3/4" DOG LEG
		142569-17-000	EA SPRING/GAS - 90 LB - 12" EXTENDED/8.5" COMPRESSED
		132892-02-01A	FT SEAL - BULB - W/WIRED U CHANNEL - 1.3" X 1" - BLACK FROM: 00-00-00 THRU: 01-23-05
		132892-08-01A	FT SEAL - BULB/SINGLE - W/U CHANNEL - BLACK FROM: 01-24-05 THRU: 99-99-99
	31	140982-15-S76	EA VALANCE/DOOR - DRVR W/O PAD LATCH - 26.3" X 26.1" X 24.4"
	31	140982-15-P37	EA VALANCE/DOOR - DRVR W/O PAD LATCH - 26.3" X 26.1" X 24.4" - <b>FULL BODY PAINT</b>
		132873-21-000	EA ROD - LATCH - 6.8" W/3/4" DOG LEG
		132873-22-000	EA ROD - LATCH - 8.7" W/3/4" DOG LEG
		142569-17-000	EA SPRING/GAS - 90 LB. - 12" EXTENDED/8.5" COMPRESSED
		107721-07-000	FT SEAL - ACCESS DOOR - .9"WIDE X 1.1"HIGH

**EXTERIOR DOORS & COMPARTMENTS GROUP (CONTINUED)**  
**DOOR & COMPARTMENT LAYOUT (CONTINUED)**

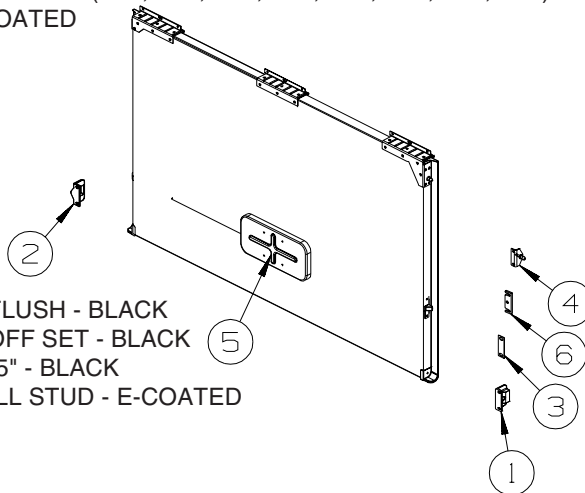
KEY	PART NUMBER	U/M	DESCRIPTION
32	140982-06-S76	EA	VALANCE/DOOR - W/O LATCH/HINGE - 37.5" X 26.3"
32	140982-06-P45	EA	VALANCE/DOOR - W/O LATCH/HINGE - 37.5" X 26.3" - FULL BODY PAINT
	132873-27-000	EA	ROD - LATCH - 12.5" W/3/4" DOG LEG
	132873-28-000	EA	ROD - LATCH - 14.4" W/3/4" DOG LEG
	142569-12-000	EA	SPRING/GAS - 90 LB. - 15" EXTENDED/9.5"COMPRESSED
	107721-07-000	FT	SEAL - ACCESS DOOR - .9"WIDE X 1.1"HIGH
33	131905-03-LS2	EA	PANEL/DOOR - FUEL FILL - W/O LOCK - BRIGHT WHITE
33	131905-03-L32	EA	DOOR - FUEL FILL W/O LOCK - BLACK - FULL BODY PAINT
*	110506-A2-000	EA	LOCK - TWIST - 26.45"
	110506-51-000	EA	CASE/CYLINDER - TWIST LATCH - W/O CAM - 1" - 596669
	110506-78-000	EA	CAM - LOCK
	138290-03-000	EA	CASE - W/CAM - W/O CYLINDER/KEY
	009065-01-000	EA	HINGE - ALUMINUM - 1 1/2" X 96" - UNPAINTED
			FROM: 00-00-00 THRU: 11-14-04
	153306-01-01A	EA	HINGE - PIANO - 1 1/2" X 5" - UNPAINTED
			FROM: 11-15-04 THRU: 99-99-99
34	143492-29-S76	EA	PANEL/WHEEL LIP - DRIVER/REAR
34	143492-29-S64	EA	PANEL/WHEEL LIP - DRIVER/REAR - FULL BODY PAINT
	139793-03-01A	EA	HINGE - CENTER/VALANCE DOOR - W/O BALL STUD
35	147682-06-R32	EA	VALANCE/DOOR - W/O LATCH/HDWR - W/CUT-OUT - 23.5" X 26.4"
36	140982-09-P37	EA	VALANCE/DOOR - W/O LATCH/HINGE - 45" X 26.3"
	132873-31-000	EA	ROD - LATCH - 16.3" W/3/4" DOG LEG
	132873-32-000	EA	ROD - LATCH - 18.1" W/3/4" DOG LEG
	142569-12-000	EA	SPRING/GAS - 90 LB. - 15" EXTENDED/9.5"COMPRESSED
	132892-02-01A	FT	SEAL - BULB - W/WIRED U CHANNEL - 1.3" X 1" - BLACK
			FROM: 00-00-00 THRU: 01-23-05
	132892-08-01A	FT	SEAL - BULB/SINGLE - W/U CHANNEL - BLACK
			FROM: 01-24-05 THRU: 99-99-99
37	147682-01-R32	EA	VALANCE/DOOR - W/O PADDLE LATCH/HDWR - 51.8" X 26.3"
	132873-D1-000	EA	ROD - LATCH
	132873-D2-000	EA	ROD - LATCH
	142569-12-000	EA	SPRING/GAS - 90 LB. - 15" EXTENDED/9.5"COMPRESSED
	132892-02-01A	FT	SEAL - BULB - W/WIRED U CHANNEL - 1.3" X 1" - BLACK
			FROM: 00-00-00 THRU: 01-23-05
	132892-08-01A	FT	SEAL - BULB/SINGLE - W/U CHANNEL - BLACK
			FROM: 01-24-05 THRU: 99-99-99
38	143492-09-R38	EA	PANEL/WHEEL LIP - DRIVER/Front - 66.5" - WORKHORSE
39	143143-02-01A	EA	ANGLE - SUPPORT/TRIM
40	144919-01-02B	EA	DIRT GUARD - E-COATED
41	138143-04-02B	EA	SUPPORT/STEP - DRIVER - E-COATED
42	138143-02-02B	EA	SUPPORT/STEP - DRIVER - E-COATED
43	138141-02-04B	EA	TREAD/STEP - DRIVER
44	138141-01-04B	EA	TREAD/STEP - DRIVER
45	133114-01-01A	EA	TREAD - STEP/RUBBER - 29.3" X 10.1" -TAUPE (S64-S67, SK0-SK3, S68-S71, SK4-SK7)
45	133114-01-03A	EA	TREAD - STEP/RUBBER - 29.3" X 10.1" - GRAY (S72, S73, S74, S75, SL0, SL1, SL2, SL3)
46	116975-01-01A	EA	LATCH - W/O STRIKE - BLACK - NEW STYLE
47	132315-06-000	EA	COMPARTMENT - POWER CORD
48*	142226-02-01A	EA	HATCH - POWER
49	096826-01-01A	EA	BRACE - CABINET - E-COATED
50	132654-07-01A	EA	SUPPORT - WHEEL LIP - BLACK - 4.5"
51	143143-01-01A	EA	ANGLE - SUPPORT/TRIM

\*COMPONENT PARTS LISTED LATER IN THIS GROUP

**EXTERIOR DOORS & COMPARTMENTS GROUP (CONTINUED)**  
**DOOR & COMPARTMENT LAYOUT (CONTINUED)**



KEY	PART NUMBER	U/M	DESCRIPTION
1	101222-01-04A	EA	BRACKET - CATCH - LID - E-COATED
2	P20256-07-000	EA	LID/DOOR - ENTRY STEP - W/O CARPET/HARDWARE
3	133114-02-01A	EA	TREAD-STEP/RUBBER-28.5"-TAUPE (S64 THRU S67, SK0 THRU SK3, S68 THRU S71, SK4 THRU SK7)
3	133114-02-03A	EA	TREAD - STEP/RUBBER - 28.5" - GRAY (S72, S73, S74, S75, SL0, SL1, SL2, SL3)
4	123330-03-02B	EA	SUPPORT - ENTRY STEP - E-COATED



KEY	PART NUMBER	U/M	DESCRIPTION
1	130053-01-01A	EA	STRIKER - LUGGAGE DOOR - FLUSH - BLACK
2	130053-02-01A	EA	STRIKER - LUGGAGE DOOR - OFF SET - BLACK
3	143793-01-01A	EA	SHIM/STRIKER - LUGGAGE - 1.5" - BLACK
4	126263-02-02B	EA	BRACKET - GAS SPRING W/BALL STUD - E-COATED
5	138289-01-000	EA	CYLINDER - LOCKING
5	138289-02-000	EA	CYLINDER - LOCKING
5	138289-03-000	EA	CYLINDER - LOCKING
5	138289-04-000	EA	CYLINDER - LOCKING
5	138289-05-000	EA	CYLINDER - LOCKING
5	138289-06-000	EA	CYLINDER - LOCKING
5	138289-07-000	EA	CYLINDER - LOCKING
5	138289-08-000	EA	CYLINDER - LOCKING
5	138289-09-000	EA	CYLINDER - LOCKING
5	138289-10-000	EA	CYLINDER - LOCKING
	138288-01-000	EA	KEY - REVERSIBLE - #1151 - T/M 16169-02-1151
	138288-02-000	EA	KEY - REVERSIBLE - #1152 - T/M 16169-02-1152
	138288-03-000	EA	KEY - REVERSIBLE - #1153 - T/M 16169-02-1153
	138288-04-000	EA	KEY - REVERSIBLE - #1154 - T/M 16169-02-1154
	138288-05-000	EA	KEY - REVERSIBLE - #1155 - T/M 16169-02-1155
	138288-06-000	EA	KEY - REVERSIBLE - #1156 - T/M 16169-02-1156
	138288-07-000	EA	KEY - REVERSIBLE - #1157 - T/M 16169-02-1157
	138288-08-000	EA	KEY - REVERSIBLE - #1158 - T/M 16169-02-1158
	138288-09-000	EA	KEY - REVERSIBLE - #1159 - T/M 16169-02-1159
	138288-10-000	EA	KEY - REVERSIBLE - #1150 - T/M 16169-02-1150
6	120494-04-02B	EA	SHIM - STRIKER - LUGGAGE DOOR - .27 - E-COATED

# EXTERIOR DOORS & COMPARTMENTS GROUP (CONTINUED)

## COMPONENT PARTS FOR DOOR & COMPARTMENT LAYOUT

084103-08-000

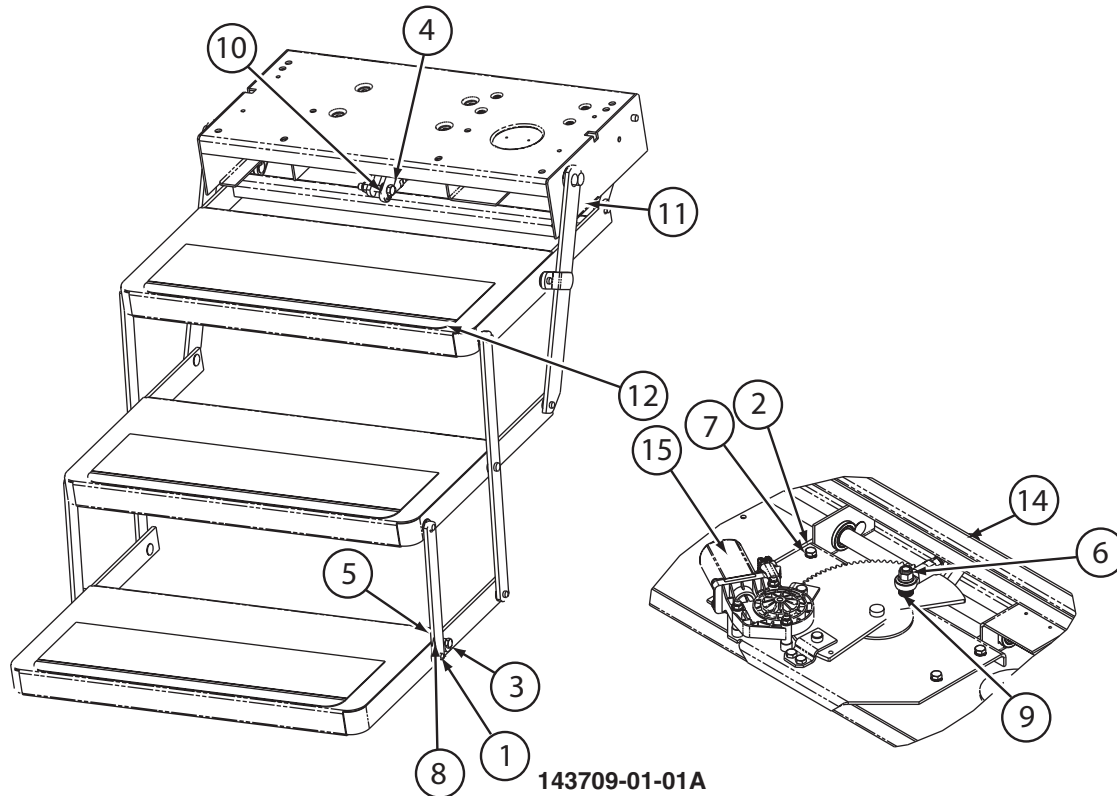
KEY	PART NUMBER	U/M DESCRIPTION	VENDOR NO.
	084104-01-700	EA LOCK-MALE, FASTENER	201-721-010
	084104-01-701	EA LOCK-FEMALE, FASTENER	201-802-010

110506-A1-000, 110506-A2-000, 110506-26-000, 110506-27-000

KEY	PART NUMBER	U/M DESCRIPTION	VENDOR NO .
	110506-40-700	EA HARDWARE PACKAGE-CYLINDER/CASE	596950AAL

142226-02-01A

KEY	PART NUMBER	U/M DESCRIPTION	VENDOR NO
	142226-02-700	EA TAB/LOCKING - ESCAPE (RED)	9667709

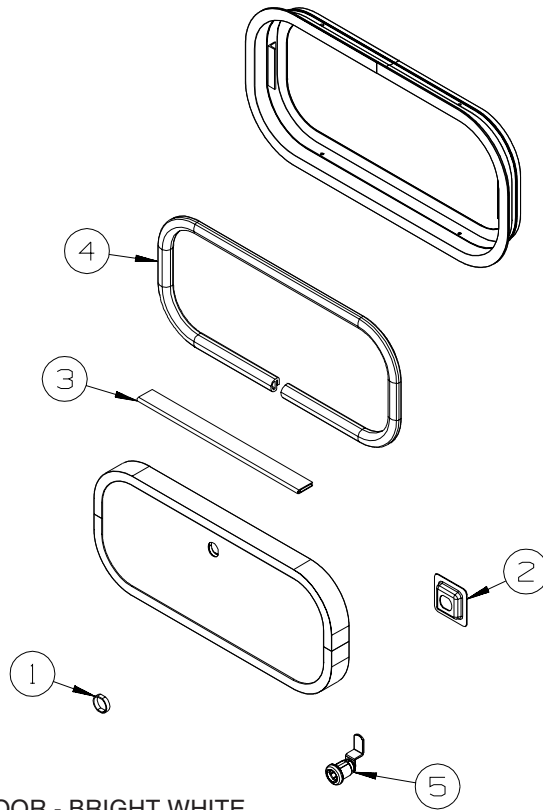


143709-01-01A

KEY	PART NUMBER	U/M DESCRIPTION	VENDOR NO.
1	143709-01-700	EA CAM STOP	1102200
10	143709-01-706	EA CONTROL UNIT	909508003
11	143709-01-701	EA BUMPER - BLACK (RUBBER STOP)	1602000
12	143709-01-702	EA TREAD/NON-SKID _6" X 21" BLK	1915260
13	143709-01-703	EA FRAME ONLY PAINTED BLACK 25	3202050
14	143709-01-704	EA LINK ASM ELECTRIC STEP 24/25	3380050
15	143709-01-705	EA MOTOR ASSEMBLY 24/25 STEP	3392151

CONTACT WINNEBAGO PART SALES FOR UNLISTED COMPONENT(S)

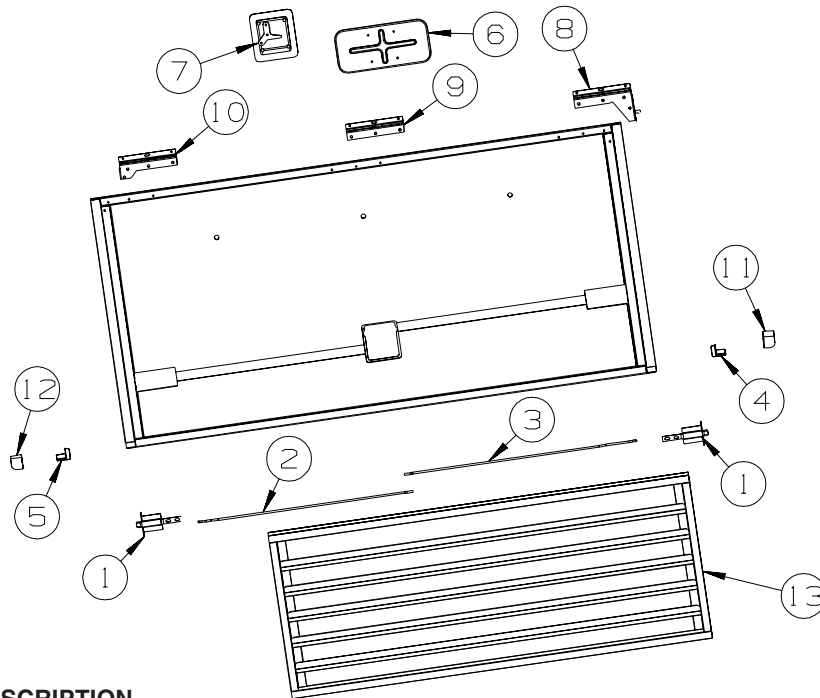
**EXTERIOR DOORS & COMPARTMENTS GROUP (CONTINUED)**  
**COMPARTMENT DOOR PIECE PARTS**



KEY	PART NUMBER	U/M	DESCRIPTION
1	139325-01-000	EA	SPACER - LOCK - 6MM
	139337-01-000	EA	GASKET - LOCK
2	097111-02-05A	EA	POCKET - LOCK - REAR DOOR - BRIGHT WHITE
2	097111-02-04A	EA	POCKET - LOCK - REAR DOOR - BLACK - <b>FULL BODY OR LOWER EXT PAINT</b>
3	081801-V3-000	EA	HINGE - DOOR - PIANO - 2" X 96" - BRIGHT WHITE
3	081801-FN-000	EA	HINGE - DOOR - PIANO - 2" X 96" - BLACK - <b>FULL BODY OR LOWER EXT PAINT</b>
4	106850-02-000	FT	SEAL-E - SPONGE RUBBER - .43" X .75"
5	138290-02-000	EA	CASE - W/CAM - W/O CYLINDER/KEY



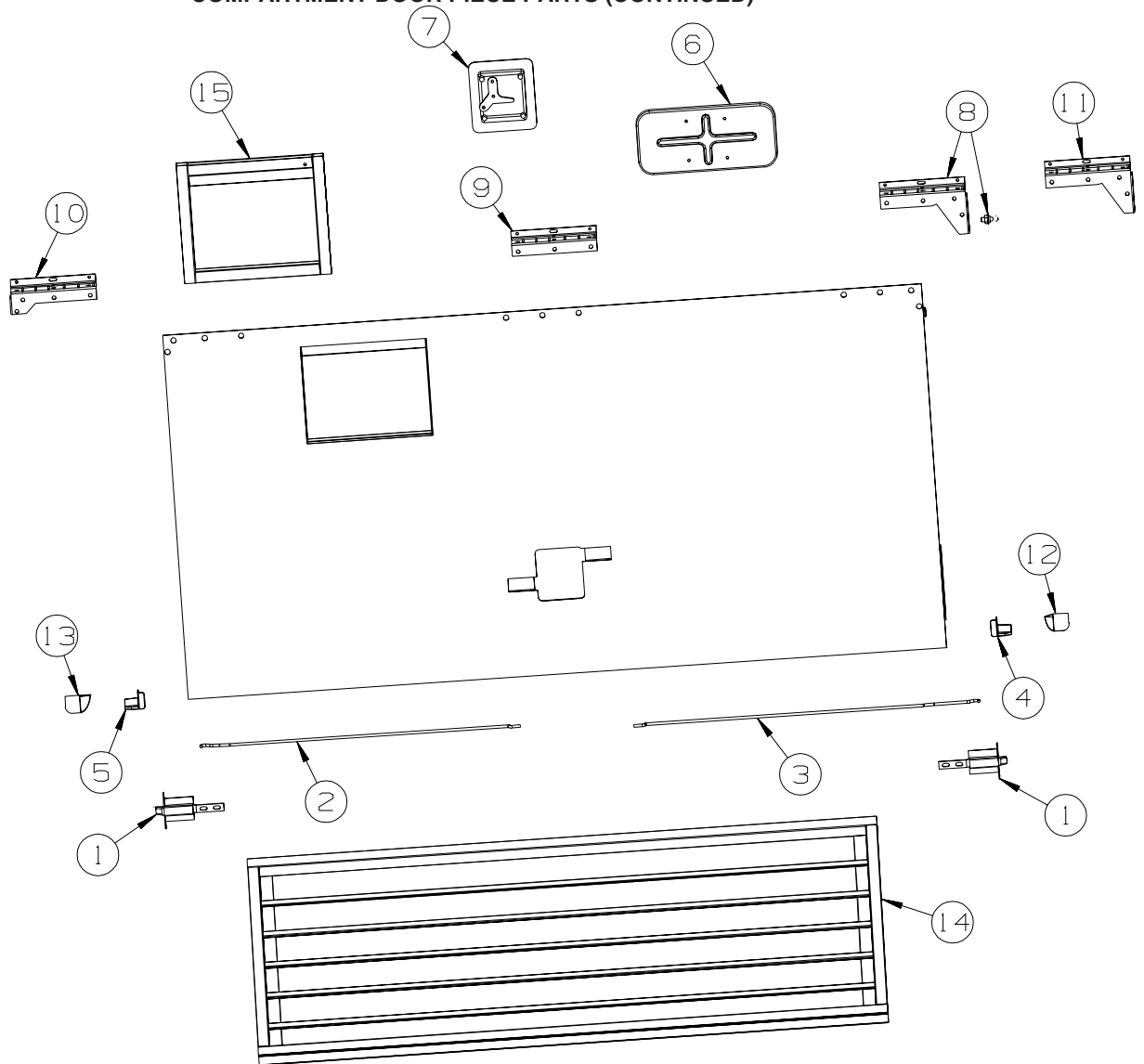
**EXTERIOR DOORS & COMPARTMENTS GROUP (CONTINUED)**  
**COMPARTMENT DOOR PIECE PARTS (CONTINUED)**



KEY	PART NUMBER	U/M	DESCRIPTION
1	121947-01-01A	EA	BOLT - SLIDE W/PLASTIC PLUNGER
2	132873-01-000	EA	ROD - LATCH (BLANK) - RIGHT HAND
3	132873-02-000	EA	ROD - LATCH (BLANK) - LEFT HAND
4	135276-01-01A	EA	REINFORCEMENT - CORNER - RIGHT HAND
5	135276-02-01A	EA	REINFORCEMENT - CORNER - LEFT HAND
6	137359-01-01A	EA	COVER - LATCH - WHITE
7	138277-01-02A	EA	LATCH/PADDLE - COMPARTMENT DOOR - WHITE - KEY ONE
7	138277-01-01A	EA	LATCH/PADDLE - COMPARTMENT DOOR - BLACK - KEY ONE - FULL BODY PAINT
7	112949-02-04A	EA	LATCH - PADDLE NON-LOCKING - BRIGHT WHITE
7	112949-02-05A	EA	LATCH - PADDLE NON-LOCKING - BLACK - FULL BODY PAINT
8	139793-01-01A	EA	HINGE - RIGHT HAND/VALANCE DOOR - W/BALL STUD
9	139793-03-01A	EA	HINGE - CENTER/VALANCE DOOR - W/O BALL STUD
10	139793-05-01A	EA	HINGE - LEFT HAND/VALANCE DOOR - W/O BALL STUD
11	141601-02-01A	EA	END CAP/VALANCE DOOR - LEFT HAND
12	141601-01-01A	EA	END CAP/VALANCE DOOR - RIGHT HAND
13	113333-10-S76	EA	GRILL/DOOR - A/C - BRIGHT WHITE
13	113333-10-M42	EA	GRILL/DOOR - A/C - FULL BODY PAINT



**EXTERIOR DOORS & COMPARTMENTS GROUP (CONTINUED)**  
**COMPARTMENT DOOR PIECE PARTS (CONTINUED)**

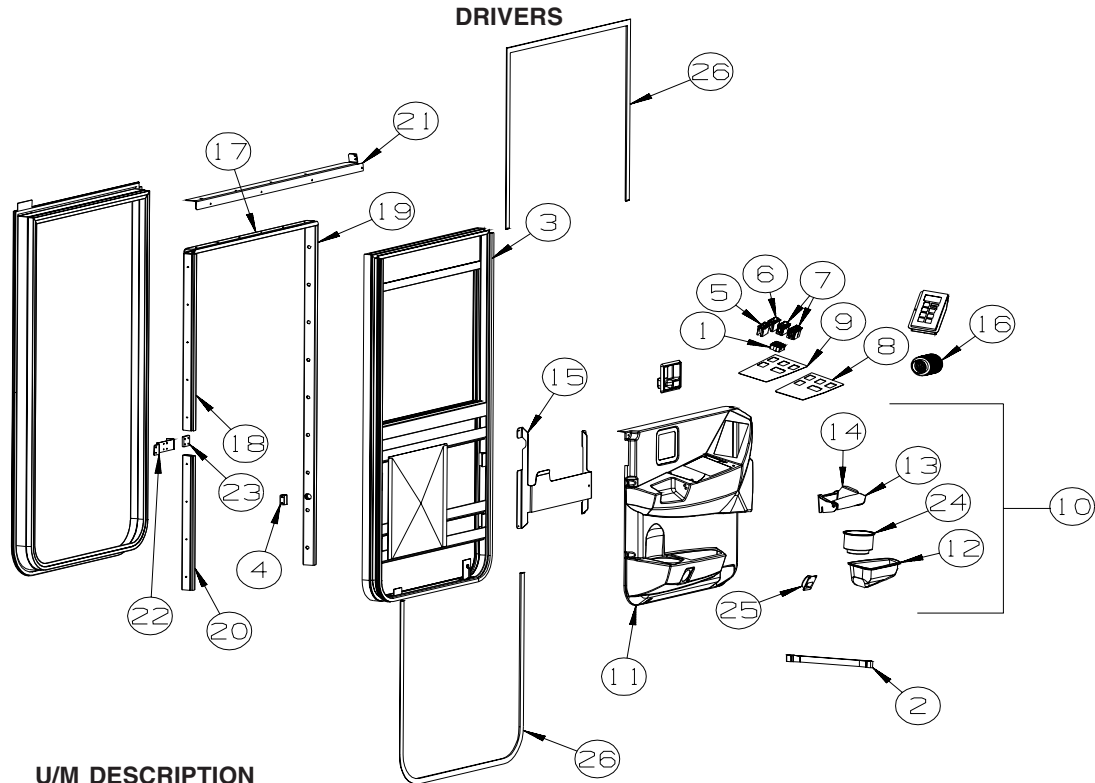


KEY	PART NUMBER	U/M	DESCRIPTION
1	121947-01-01A	EA	BOLT - SLIDE W/PLASTIC PLUNGER
2	132873-01-000	EA	ROD - LATCH (BLANK) - RIGHT HAND
3	132873-02-000	EA	ROD - LATCH (BLANK) - LEFT HAND
4	135276-01-01A	EA	REINFORCEMENT - CORNER - RIGHT HAND
5	135276-02-01A	EA	REINFORCEMENT - CORNER - LEFT HAND
6	137359-01-01A	EA	COVER - LATCH - WHITE
7	138277-01-02A	EA	LATCH/PADDLE - COMPARTMENT DOOR - WHITE - KEY ONE
7	138277-01-01A	EA	LATCH/PADDLE - COMPARTMENT DOOR - BLACK - KEY ONE - FULL BODY PAINT
7	112949-02-04A	EA	LATCH - PADDLE NON-LOCKING - BRIGHT WHITE
7	112949-02-05A	EA	LATCH - PADDLE NON-LOCKING - BLACK - FULL BODY PAINT
8	139793-01-01A	EA	HINGE - RIGHT HAND/VALANCE DOOR - W/BALL STUD
9	139793-03-01A	EA	HINGE - CENTER/VALANCE DOOR - W/O BALL STUD
10	139793-05-01A	EA	HINGE - LEFT HAND/VALANCE DOOR - W/O BALL STUD
11	139793-04-01A	EA	HINGE - RIGHT HAND/VALANCE DOOR - W/O BALL STUD
12	141601-02-01A	EA	END CAP/VALANCE DOOR - LEFT HAND
13	141601-01-01A	EA	END CAP/VALANCE DOOR - RIGHT HAND
14	113333-10-S76	EA	GRILL/DOOR - A/C - BRIGHT WHITE
14	113333-10-M42	EA	GRILL/DOOR - A/C - FULL BODY PAINT

**EXTERIOR DOORS & COMPARTMENTS GROUP (CONTINUED)**  
**COMPARTMENT DOOR PIECE PARTS (CONTINUED)**

<b>KEY</b>	<b>PART NUMBER</b>	<b>U/M</b>	<b>DESCRIPTION</b>	
15	133049-02-L76	EA	TRIM - COVER/WATER HEATER	FROM: 00-00-00 THRU: 02-16-05
15	133049-09-R32	EA	TRIM - COVER/WATER HEATER	FROM: 02-17-05 THRU: 99-99-99
15	133049-02-L76	EA	TRIM - COVER/WATER HEATER	FROM: 00-00-00 THRU: 02-28-05
15	133049-10-S64	EA	TRIM - COVER/WATER HEATER	FROM: 03-01-05 THRU: 99-99-99

# EXTERIOR DOORS & COMPARTMENTS GROUP (CONTINUED)



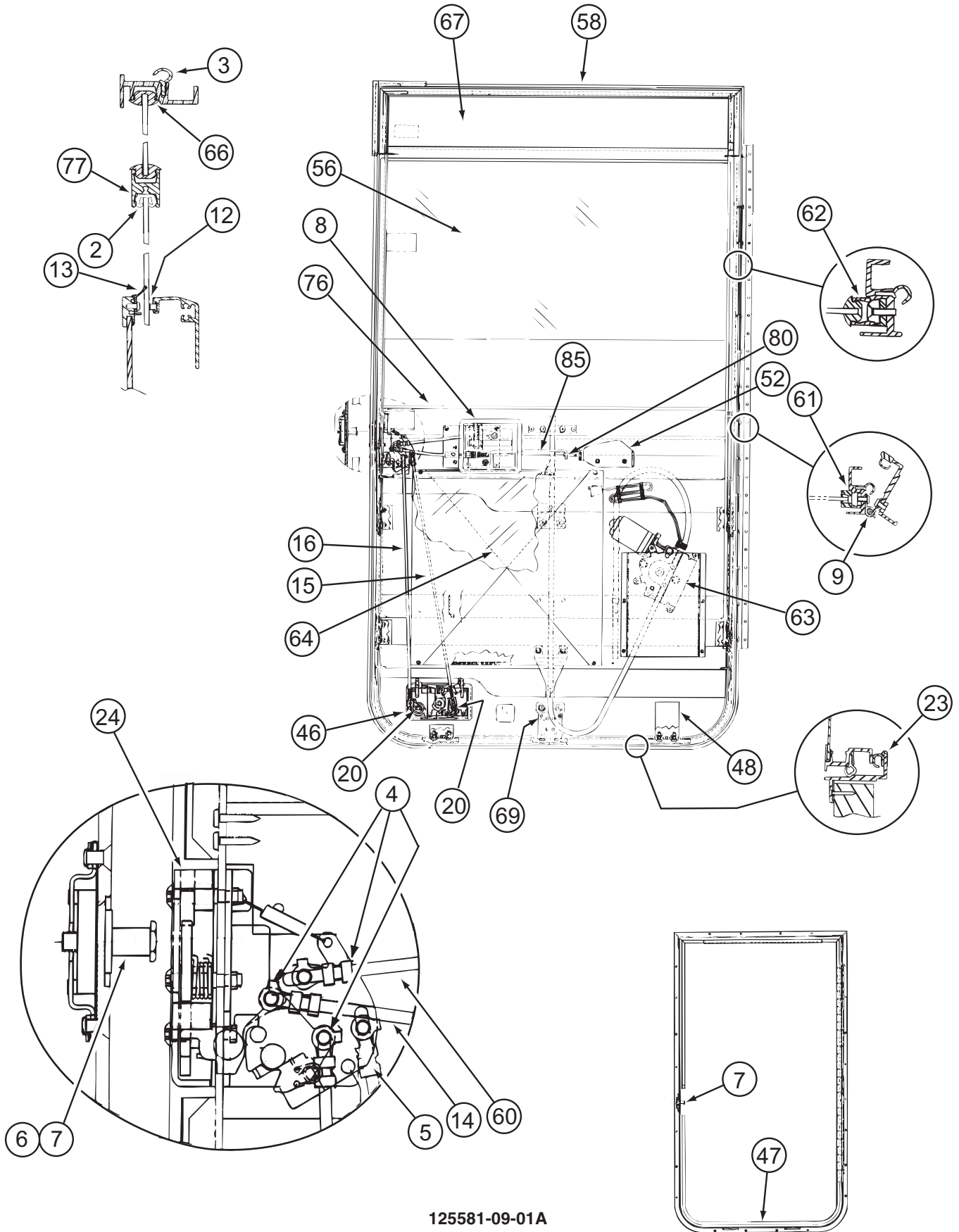
KEY	PART NUMBER	U/M	DESCRIPTION
1	088246-01-000	EA	SWITCH/REMOTE MIRROR - W/2PIN & 6 PIN CONNECTORS/PIGTAIL
2	109378-01-000	EA	STRAP - CHECK - DRIVER DOOR - 12.8"
3*	125581-09-01A	EA	DOOR - DRIVER - POWER WINDOW/LOCK
	138292-01-000	EA	SEAL - LOCK CYLINDER
	138288-01-000	EA	KEY - REVERSIBLE - #1151 - T/M 16169-02-3091
	138288-02-000	EA	KEY - REVERSIBLE - #1152 - T/M 16169-02-3092
	138288-03-000	EA	KEY - REVERSIBLE - #1153 - T/M 16169-02-3093
	138288-04-000	EA	KEY - REVERSIBLE - #1154 - T/M 16169-02-3094
	138288-05-000	EA	KEY - REVERSIBLE - #1155 - T/M 16169-02-3095
	138288-06-000	EA	KEY - REVERSIBLE - #1156 - T/M 16169-02-3096
	138288-07-000	EA	KEY - REVERSIBLE - #1157 - T/M 16169-02-3097
	138288-08-000	EA	KEY - REVERSIBLE - #1158 - T/M 16169-02-3098
	138288-09-000	EA	KEY - REVERSIBLE - #1159 - T/M 16169-02-3099
	138288-10-000	EA	KEY - REVERSIBLE - #1150 - T/M 16169-02-3100
	138289-01-000	EA	CYLINDER - LOCKING
	138289-02-000	EA	CYLINDER - LOCKING
	138289-03-000	EA	CYLINDER - LOCKING
	138289-04-000	EA	CYLINDER - LOCKING
	138289-05-000	EA	CYLINDER - LOCKING
	138289-06-000	EA	CYLINDER - LOCKING
	138289-07-000	EA	CYLINDER - LOCKING
	138289-08-000	EA	CYLINDER - LOCKING
	138289-09-000	EA	CYLINDER - LOCKING
	138289-10-000	EA	CYLINDER - LOCKING
4	128131-01-01A	EA	SPACER/SWITCH - DOME - BLACK
5	145638-02-01A	EA	SWITCH/ROCKER - SPST (ON/OFF) - LIGHTED - BLACK - HEATED MIRROR
6	145638-09-01A	EA	SWITCH/ROCKER - DPDT (ON/OFF/ON) - BLACK - POWER WINDOW
7	145638-09-01A	EA	SWITCH/ROCKER - DPDT (ON/OFF/ON) - BLACK - POWER SUNVISOR
7	145754-01-01A	EA	SWITCH - BLANK - BLACK - MANUAL SUNVISOR
8	145926-10-02B	EA	INSERT - SWITCH PLATE - 4 HOLE/RELAY SLOT - E-COATED
9	148653-08-01A	EA	APPLIQUE - DRIVERS DOOR - DARK RIVERSTONE
10	148822-02-S64	EA	PANEL - DRIVER DOOR/INNER - CASHMERE
10	148822-02-S72	EA	PANEL - DRIVER DOOR/INNER - RIVERSTONE
11	148823-02-20A	EA	PANEL - INNER/DRIVER DOOR - CASHMERE
11	148823-02-19A	EA	PANEL - INNER/DRIVER DOOR - RIVERSTONE
12	148827-01-20A	EA	POCKET/STORAGE - DRIVER DOOR - CASHMERE
12	148827-01-19A	EA	POCKET/STORAGE - DRIVER DOOR - RIVERSTONE
13	148833-01-02A	EA	HANDLE - DRIVER DOOR - CASHMERE
13	148833-01-01A	EA	HANDLE - DRIVER DOOR - RIVERSTONE

**EXTERIOR DOORS & COMPARTMENTS GROUP (CONTINUED)**  
**DRIVERS (CONTINUED)**

<b>KEY</b>	<b>PART NUMBER</b>	<b>U/M</b>	<b>DESCRIPTION</b>
14	149512-01-02B	EA	BRACKET - DOOR HANDLE - E-COATED
15	149513-01-02B	EA	BRACKET - SUPPORT/DOOR HANDLE - E-COATED
16	117802-01-000	EA	GROMMET - CONVOLUTED - 2"
17	125725-01-01A	EA	FRAME - DRIVER DOOR - 33.5" - BLACK
18	125725-03-01A	EA	FRAME - DRIVER DOOR - 27.8" - BLACK
19	125725-07-01A	EA	FRAME - DRIVER DOOR - 53.3" - BLACK
20	125725-08-01A	EA	FRAME - DRIVER DOOR - 21.4" - BLACK
21	125804-02-02B	EA	ANGLE - DOOR SUPPORT - E-COATED
22	126506-01-02B	EA	BRACKET - STRIKE - DRIVER DOOR - E-COATED
23	126534-01-02B	EA	SPACER - STRIKE - DRIVER DOOR - E-COATED
24	134566-01-01A	EA	HOLDER - CUP - TWO STEP - BLACK
25	108354-01-01A	EA	LIGHT - COURTESY
26	109235-01-01A	FT	COVER - SCREW - MAT BLACK
26	109235-01-05A	FT	COVER - SCREW - BRIGHT WHITE

**\*COMPONENT PARTS LISTED LATER IN THIS GROUP**

**EXTERIOR DOORS & COMPARTMENTS GROUP (CONTINUED)**  
**COMPONENT PARTS FOR DRIVERS**



125581-09-01A

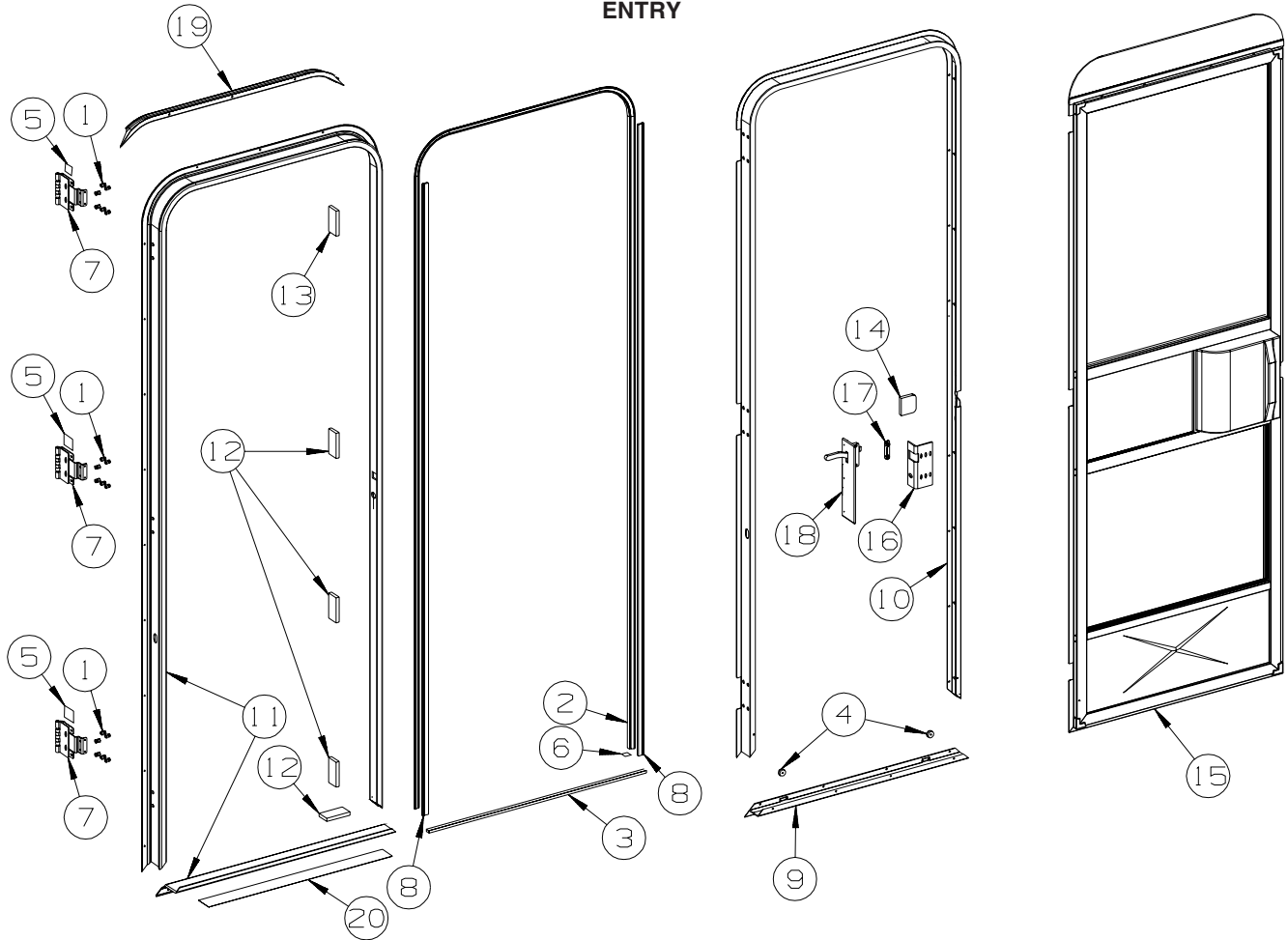
**EXTERIOR DOORS & COMPARTMENTS GROUP (CONTINUED)**  
**COMPONENT PARTS FOR DRIVERS (CONTINUED)**

**125581-09-01A (CONTINUED)**

<b>KEY</b>	<b>PART NUMBER</b>	<b>U/M</b>	<b>DESCRIPTION</b>	<b>VENDOR NO.</b>
2	106469-01-705	FT	CHANNEL-RUN, SLIDING	122-010850
3	106469-01-702	EA	SEAL-DOOR FRAME (DOOR)EA=1	122-040984
4	106469-04-714	EA	ROD-CLIP, RH	80801
5	106469-04-713	EA	ROD-CLIP, LH	80802
6	106469-04-704	EA	NUT ASSEMBLY-CAGED W/STRIKER	11920-16
7	106469-04-703	EA	BOLT-STRIKER, W/WASHER	10335-16
8	106469-04-712	EA	HANDLE/DOOR-INNER W/HARDWARE	11297-01
9	106469-05-702	EA	HINGE - 42"	211-041194
12	106469-01-709	FT	WEATHERSTRIP FUZZY	171-040630
13	125581-03-703	EA	WEATHERSTRIP - BELTING	132-041069
14	106469-04-711	EA	ROD-LOCK, HORIZONTAL	15508-01
15	125581-04-700	EA	ROD - LATCH/VERTICAL ADJUST.	203-041767
16	125581-04-701	EA	ROD - LOCK/VERTICAL ADJUST.	203-041768
20	128913-01-707	EA	NUT - HEX/NYLOCK - 1/4 - 20	233-062447
23	106469-01-723	EA	SEAL-BULB ASM. (DOOR JAMB)	171-040985
24	106469-05-706	EA	LATCH-ROTARY, W/LINKAGE	16512-01
46	125581-09-700	EA	PADDLE-W/O LOCK RH (REV KEY)	17191-02
46	125581-09-701	EA	LATCH/LOCK-DRVR DR (REV KEY)	PARTS DEPT
46	125581-09-702	EA	LATCH/LOCK-DRVR DR (REV KEY)	PARTS DEPT
46	125581-09-703	EA	LATCH/LOCK-DRVR DR (REV KEY)	PARTS DEPT
46	125581-09-704	EA	LATCH/LOCK-DRVR DR (REV KEY)	PARTS DEPT
46	125581-09-705	EA	LATCH/LOCK-DRVR DR (REV KEY)	PARTS DEPT
46	125581-09-706	EA	LATCH/LOCK-DRVR DR (REV KEY)	PARTS DEPT
46	125581-09-707	EA	LATCH/LOCK-DRVR DR (REV KEY)	PARTS DEPT
46	125581-09-708	EA	LATCH/LOCK-DRVR DR (REV KEY)	PARTS DEPT
46	125581-09-709	EA	LATCH/LOCK-DRVR DR (REV KEY)	PARTS DEPT
46	125581-09-710	EA	LATCH/LOCK-DRVR DR (REV KEY)	PARTS DEPT
46	125581-09-721	EA	LATCH/LOCK-DRVR DR (3041)	PARTS DEPT (3041)
46	125581-09-722	EA	LATCH/LOCK-DRVR DR (3042)	PARTS DEPT (3042)
46	125581-09-723	EA	LATCH/LOCK-DRVR DR (3043)	PARTS DEPT (3043)
46	125581-09-724	EA	LATCH/LOCK-DRVR DR (3044)	PARTS DEPT (3044)
46	125581-09-725	EA	LATCH/LOCK-DRVR DR (3045)	PARTS DEPT (3045)
46	125581-09-726	EA	LATCH/LOCK-DRVR DR (3046)	PARTS DEPT (3046)
46	125581-09-727	EA	LATCH/LOCK-DRVR DR (3047)	PARTS DEPT (3047)
46	125581-09-728	EA	LATCH/LOCK-DRVR DR (3048)	PARTS DEPT (3048)
46	125581-09-729	EA	LATCH/LOCK-DRVR DR (3049)	PARTS DEPT (3049)
46	125581-09-730	EA	LATCH/LOCK-DRVR DR (3050)	PARTS DEPT (3050)
47	125581-04-703	EA	FRAME - MOUNTING - BLACK	V180-35L
48	125581-07-703	EA	BRACKET-ALUMINUM "L"(INSIDE)	N135-55
56	125581-08-703	EA	GLASS-ROLL-UP 29.46"X29.37"	106-042081
56	125581-09-711	EA	GLASS-ROLL UP 24"H X 29.37"W	490207
58	125581-08-702	EA	FRAME/DOOR - SUB ASSY-BLACK	V220-98L
60	106469-04-705	EA	ROD-LATCH, HORIZONTAL	203-041139
61	125581-08-701	EA	CHANNEL/VERT ROLL UP-BLACK	V220-60
62	125581-08-700	EA	CHANNEL/VERT STA GLASS-BLACK	V220-61
63	125581-03-702	EA	REGULATOR-ELECTRIC-SPEC RH	410-040966
64	125581-06-700	EA	PANEL/INTERIOR	V164-97
66	125581-04-710	FT	VINYL - GLAZING	132-041484
67	125581-07-701	EA	GLASS-STATIONERY/4.95"X29.5"	106-042082
69	125581-04-711	EA	CHANNEL-GLASS - LIFT BRKT	N135-66
76	125581-03-701	EA	SILL - INNER - BLACK	V123-68L
77	125581-03-700	EA	MULLION RAIL- BLACK	V123-84
	106469-04-716	EA	LEVER-LOCKING-BLACK	80978-00
	125581-07-705	EA	BRACKET (L) F/SEAL PROTECT	490201
	125581-07-704	EA	BRACKET - STRAP/JAMB & DOOR	248-080394
	125581-10-701	EA	CLIP - CABLE	130-042047
			CONTACT WINNEBAGO PART SALES FOR UNLISTED COMPONENT(S)	

# EXTERIOR DOORS & COMPARTMENTS GROUP (CONTINUED)

## ENTRY



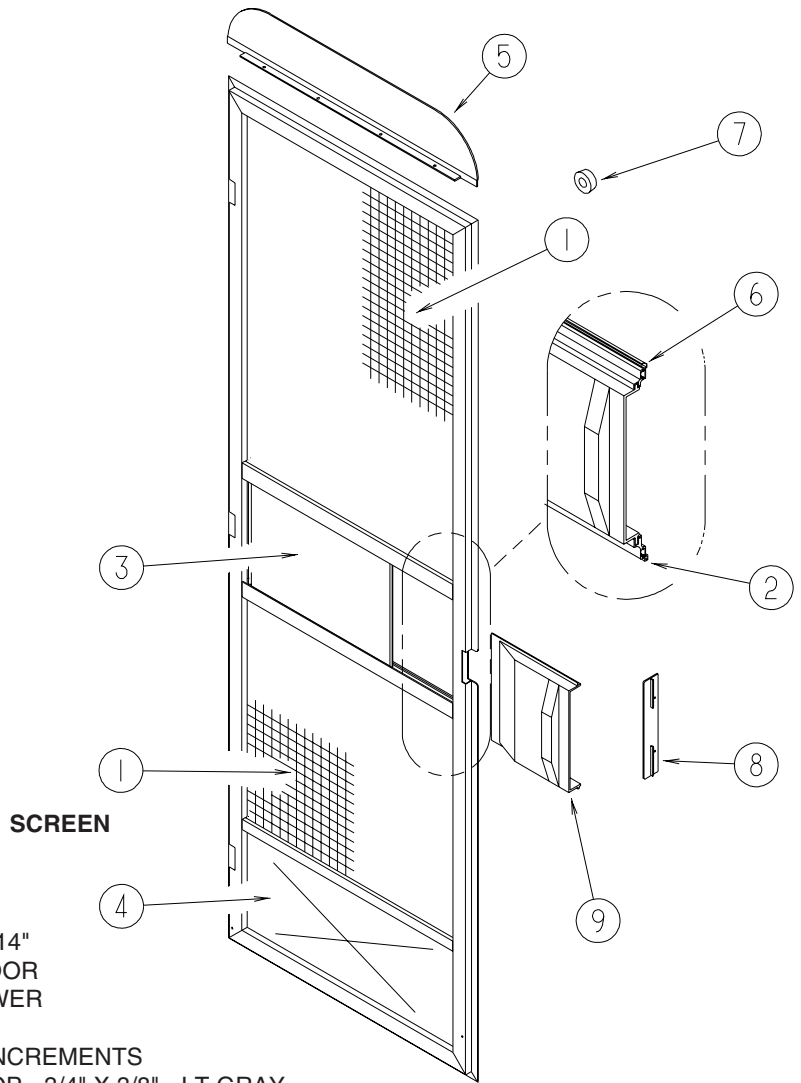
KEY	PART NUMBER	U/M	DESCRIPTION
1	039715-01-000	EA	NUT-SERT - 1/4" DIAMETER - 20 THREADS
2	075671-04-000	FT	SEAL - SPONGE - LAZY T - W/ADHESIVE STRIP - .5" WIDE
3	075673-05-000	FT	SEAL/PILE - .5" HIGH W/ADHESIVE BACK - BLACK
4	081914-02-000	EA	BUMPER - RUBBER - ROUND - 5/16" DIA. X 13/64" THICK
5	100128-02-000	FT	SEAL - FOAM/ADHESIVE BACK - .37" WIDE X .37" THICK
6	104692-01-000	FT	SEAL - ADHESIVE BACKED FOAM - 3/4" THICK X 3/4" WIDE X 25'
7	106719-01-05A	EA	HINGE - ENTRY DOOR - BRIGHT WHITE
7	106719-01-08A	EA	HINGE - ENTRY DOOR - BLACK - <b>FULL BODY PAINT</b>
8	118929-01-01A	FT	SEAL - PILE - PUSH ON
9	121893-03-02A	EA	FRAME - ENTRY DOOR/LOWER - BRIGHT WHITE
9	121893-03-03A	EA	FRAME - ENTRY DOOR/LOWER - BLACK - <b>FULL BODY PAINT</b>
10	121894-27-01A	EA	FRAME - ENTRY DOOR - BRIGHT WHITE
10	121894-27-02A	EA	FRAME - ENTRY DOOR - BLACK - <b>FULL BODY PAINT</b>
11	121898-14-01A	EA	JAMB - DOOR/ENTRANCE - BRIGHT WHITE
11	121898-14-02A	EA	JAMB - DOOR/ENTRANCE - BLACK - <b>FULL BODY PAINT</b>
12	125724-01-000	EA	SHIM - DOOR, ENTRANCE
13	125724-02-000	EA	SHIM - DOOR, ENTRANCE
14	130096-05-000	EA	FOAM - SCREEN DOOR, RETAINER
15	132208-02-L32	EA	DOOR - SCREEN - W/O HARDWARE
15	132208-02-S64	EA	DOOR - SCREEN - W/O HARDWARE - <b>FULL BODY PAINT</b>
16	137401-01-03B	EA	BRACKET - DOOR ANGLE - OFF WHITE
16	137401-01-02B	EA	BRACKET - DOOR ANGLE - E-COATED - <b>FULL BODY PAINT</b>
17	148364-01-12B	EA	STRIKE - SCREEN DOOR - BRIGHT WHITE
17	148364-01-04B	EA	STRIKE - SCREEN DOOR - BLACK - <b>FULL BODY PAINT</b>
	138287-01-000	EA	CYLINDER/LOCK - ENTRY DOOR (MASTER)
	138287-02-000	EA	CYLINDER/LOCK - ENTRY DOOR (MASTER)
	138287-03-000	EA	CYLINDER/LOCK - ENTRY DOOR (MASTER)
	138287-04-000	EA	CYLINDER/LOCK - ENTRY DOOR (MASTER)
	138287-05-000	EA	CYLINDER/LOCK - ENTRY DOOR (MASTER)
	138287-06-000	EA	CYLINDER/LOCK - ENTRY DOOR (MASTER)
	138287-07-000	EA	CYLINDER/LOCK - ENTRY DOOR (MASTER)



## EXTERIOR DOORS & COMPARTMENTS GROUP (CONTINUED)

### ENTRY (CONTINUED)

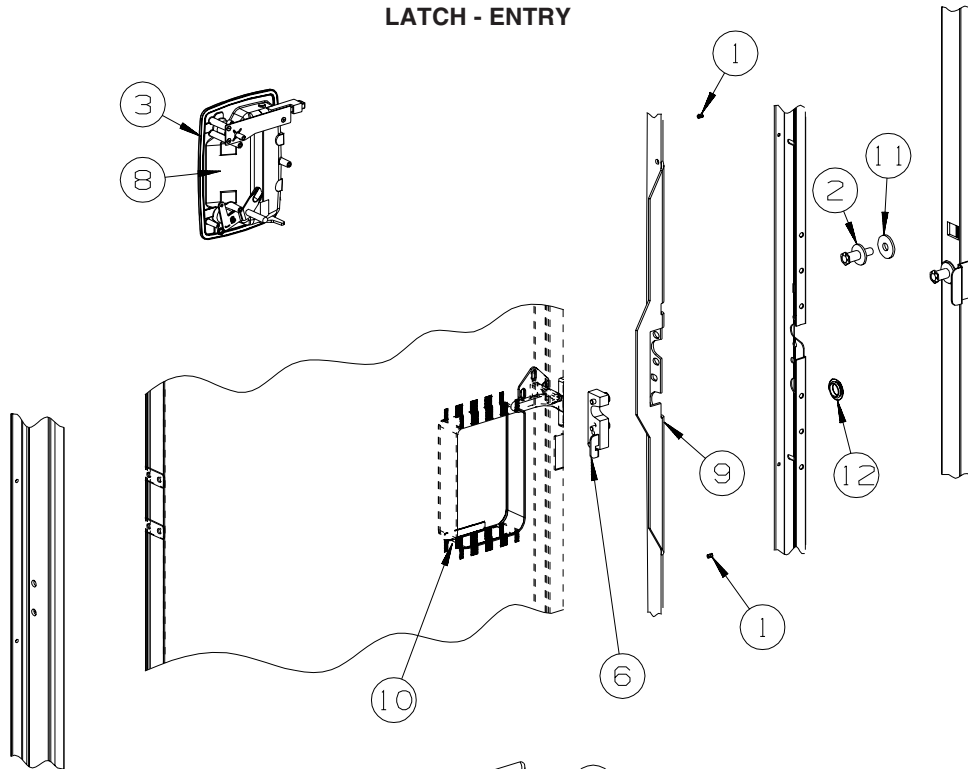
KEY	PART NUMBER	U/M	DESCRIPTION
	138287-08-000	EA	CYLINDER/LOCK - ENTRY DOOR (MASTER)
	138287-09-000	EA	CYLINDER/LOCK - ENTRY DOOR (MASTER)
	138287-10-000	EA	CYLINDER/LOCK - ENTRY DOOR (MASTER)
	138288-01-000	EA	KEY - REVERSIBLE - #1151 - T/M 16169-02-1151
	138288-02-000	EA	KEY - REVERSIBLE - #1152 - T/M 16169-02-1152
	138288-03-000	EA	KEY - REVERSIBLE - #1153 - T/M 16169-02-1153
	138288-04-000	EA	KEY - REVERSIBLE - #1154 - T/M 16169-02-1154
	138288-05-000	EA	KEY - REVERSIBLE - #1155 - T/M 16169-02-1155
	138288-06-000	EA	KEY - REVERSIBLE - #1156 - T/M 16169-02-1156
	138288-07-000	EA	KEY - REVERSIBLE - #1157 - T/M 16169-02-1157
	138288-08-000	EA	KEY - REVERSIBLE - #1158 - T/M 16169-02-1158
	138288-09-000	EA	KEY - REVERSIBLE - #1159 - T/M 16169-02-1159
	138288-10-000	EA	KEY - REVERSIBLE - #1150 - T/M 16169-02-1150
18	132915-01-01A	EA	LATCH - SCREEN DOOR - BLACK
	138292-01-000	EA	SEAL - LOCK CYLINDER
19	139054-19-01A	EA	CAP - DRIP - JAMB MOUNTED - BRIGHT WHITE
19	139054-19-02A	EA	CAP - DRIP - JAMB MOUNTED - BLACK - FULL BODY PAINT
20	038327-01-000	EA	TAPE - ANTI-SLIP - 2" X 60'



KEY	PART NUMBER	U/M	DESCRIPTION
1	002293-02-000	SF	SCREEN - 26" - CHARCOAL
2	002294-01-000	FT	SPLINE - SCREENING - .13" X .14"
3	016454-18-000	EA	INSERT/CENTER - SCREEN DOOR
4	078552-09-000	EA	INSERT - SCREEN DOOR - LOWER
5	078595-03-000	EA	PLATE - SCREEN DOOR
6	078777-08-000	FT	CHANNEL - SLIDER - 4 FOOT INCREMENTS
7	120863-06-000	EA	BUMPER - RUBBER/RADIUS TOP - 3/4" X 3/8" - LT GRAY
7	120863-09-000	EA	BUMPER - RUBBER/RADIUS TOP - 3/4" X 3/8" - LT GRAY FROM: 00-00-00 THRU: 06-26-05 FROM: 06-27-05 THRU: 99-99-99
8	132081-01-01A	EA	STRIKE - SLIDER - SCREEN DOOR - BRIGHT WHITE
8	132081-01-03A	EA	STRIKE - SLIDER - SCREEN DOOR - BLACK - FULL BODY PAINT
9	132082-01-01A	EA	SLIDER - SCREEN DOOR - BRIGHT WHITE
9	132082-01-03A	EA	SLIDER - SCREEN DOOR - BLACK - FULL BODY PAINT

# EXTERIOR DOORS & COMPARTMENTS GROUP (CONTINUED)

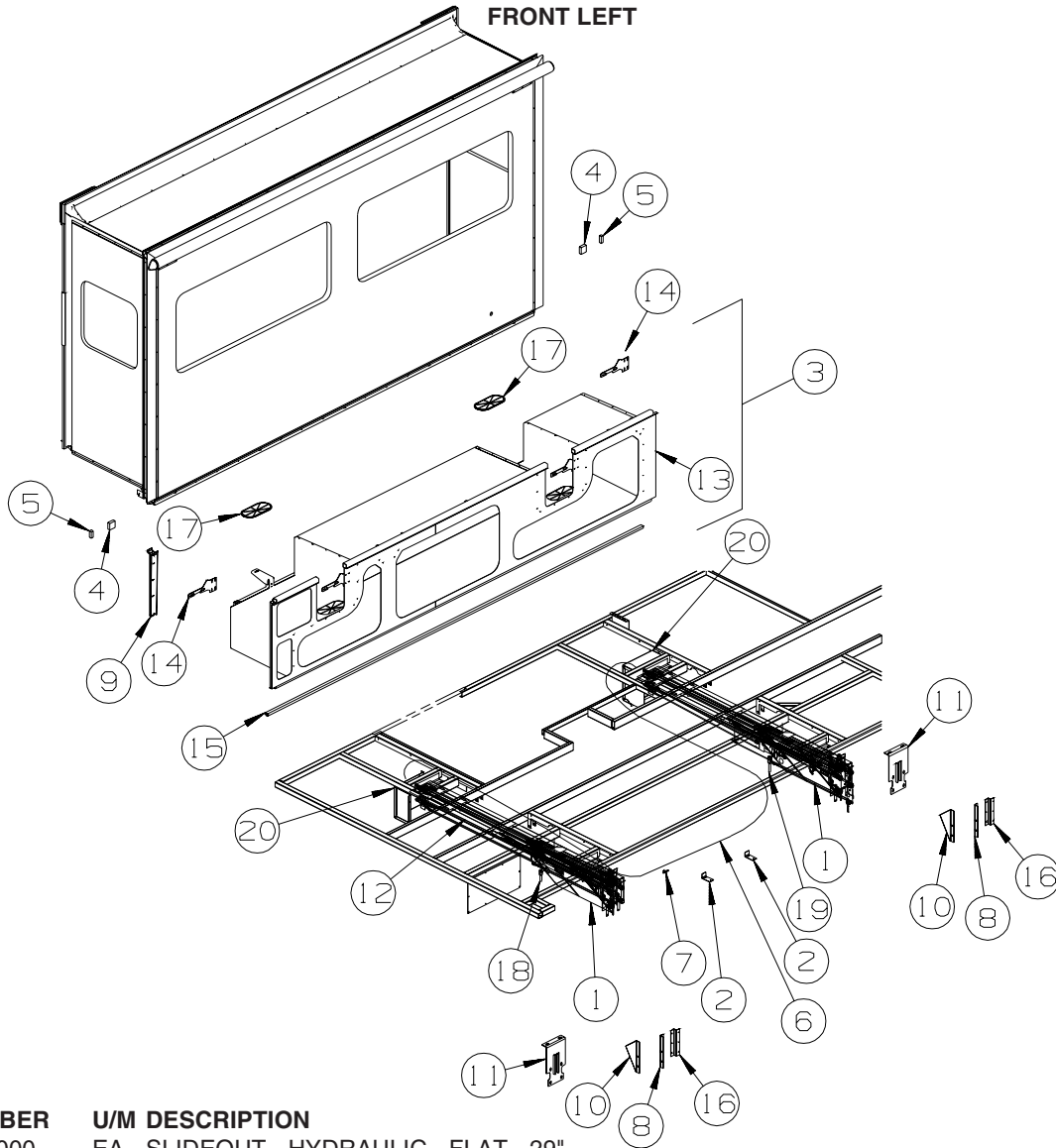
## LATCH - ENTRY



KEY	PART NUMBER	U/M	DESCRIPTION	
1	072893-04-000	EA	NUTSERT - 10-32	
2	092927-15-000	EA	STRIKER - BOLT	
3	112782-04-01A	EA	GASKET	
4	112782-05-01A	EA	CAP - VINYL - RED	
5	112782-08-01A	EA	SCREW - MOUNTING/PLATE - ZINC	
6	112782-15-01A	EA	LATCH - SINGLE ROTOR	
6	112782-22-01A	EA	LATCH - SINGLE ROTOR	FROM: 00-00-00 THRU: 05-30-04
7	112782-16-01A	EA	LATCH - INTERIOR PLATE	FROM: 05-31-04 THRU: 99-99-99
7	112782-21-01A	EA	LATCH - INTERIOR PLATE	FROM: 00-00-00 THRU: 05-30-04
8	112782-18-01A	EA	LATCH - EXTERIOR - W/O LOCK CYLINDER W/ICON-REVERSIBLE KEY	FROM: 05-31-04 THRU: 99-99-99
8	112782-20-01A	EA	LATCH - EXTERIOR - W/O LOCK CYLINDER W/ICON-REVERSIBLE KEY	FROM: 00-00-00 THRU: 05-30-04
9	132207-01-02B	EA	STIFFENER/DOOR - FORMED - E-COATED	FROM: 05-31-04 THRU: 99-99-99
10	137230-01-01A	EA	SPACER - NOTCHED, MILL	
11	147900-01-01A	EA	SPACER - STRIKE BOLT, MILL	
12	061420-14-000	EA	PLUG/PLASTIC - 7/8" DIAMETER - BLACK	

# EXTERIOR SLIDEOUT GROUP

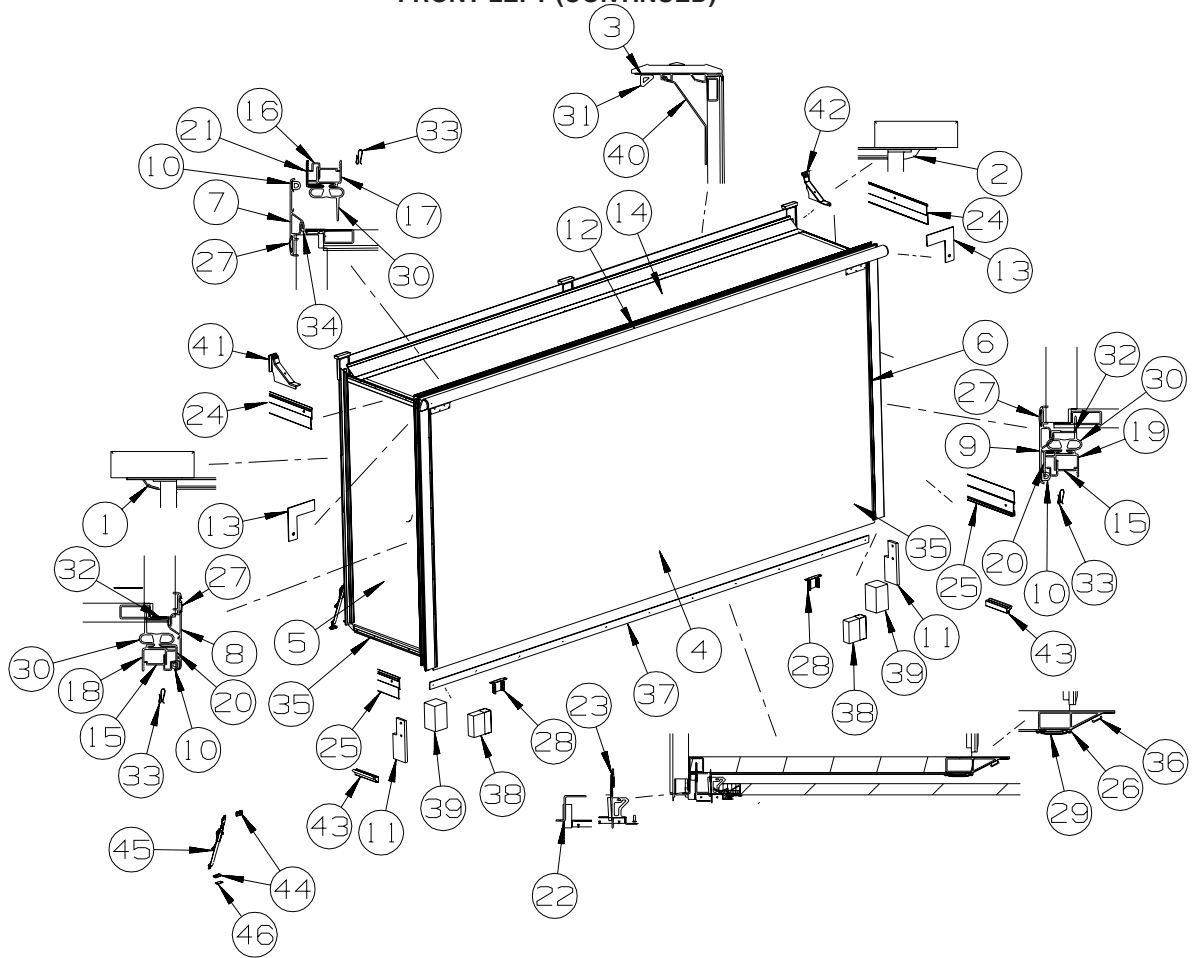
FRONT LEFT



KEY	PART NUMBER	U/M	DESCRIPTION
1*	143625-01-000	EA	SLIDEOUT - HYDRAULIC - FLAT - 29"
	143738-01-000	EA	WRENCH - SLIDE ROOM RETRACT - RATCHET - 13/16" X 7/8"
2	122922-02-02B	EA	BRACKET/CYLINDER SUPPORT - E-COATED
3	144137-22-S64	EA	COMPARTMENT - F/SLIDEOUT
4	134588-06-000	EA	GASKET-TIMING BAR
5	134588-07-000	EA	GASKET-TIMING BAR
6*	100536-58-000	EA	HOSE KIT - F/SLIDEOUT
7	123264-01-000	EA	TEE - UNION - 1/4" X 1/4" X 1/4"
8	131531-04-02B	EA	GUSSET - SLIDEOUT - E-COATED
9	126591-02-02B	EA	CARRIER - WIRE LOOM - F/SLIDEOUT ROOM - E-COATED
10	131531-10-02B	EA	GUSSET - SLIDEOUT - E-COATED
11	131529-01-02B	EA	BRACKET - MOUNTING - F/SLIDEOUT COMPARTMENT - E-COATED
12*	143625-03-000	EA	SYCRONIZING CYLINDER KIT
13	144138-21-02B	EA	SEAL PLANE - F/SLIDEOUT - E-COATED
14	143183-02-02B	EA	BRACKET - SLIDEOUT COMPARTMENT - E-COATED
15	126516-01-01A	FT	TRIM - VINYL/EXTRUDED - 8'
16	116104-06-02B	EA	BRACKET - ZEE W/HOLES - 7.9" - E-COATED
17	148331-01-01A	EA	PLUG - OVAL/LARGE - BLACK
18	151323-01-000	EA	BOLT - HANGER/STOREMORE - SHORT - 1/2" THREADS
19	151323-02-000	EA	BOLT - HANGER/STOREMORE - LONG - 1/2" THREADS
20	090340-02-000	FT	SEAL - FOAM - CLOSED CELL - 3/8" X 1/2" X 50'

\*COMPONENT PARTS LISTED LATER IN THIS GROUP

**EXTERIOR SLIDEOUT GROUP (CONTINUED)**  
**FRONT LEFT (CONTINUED)**

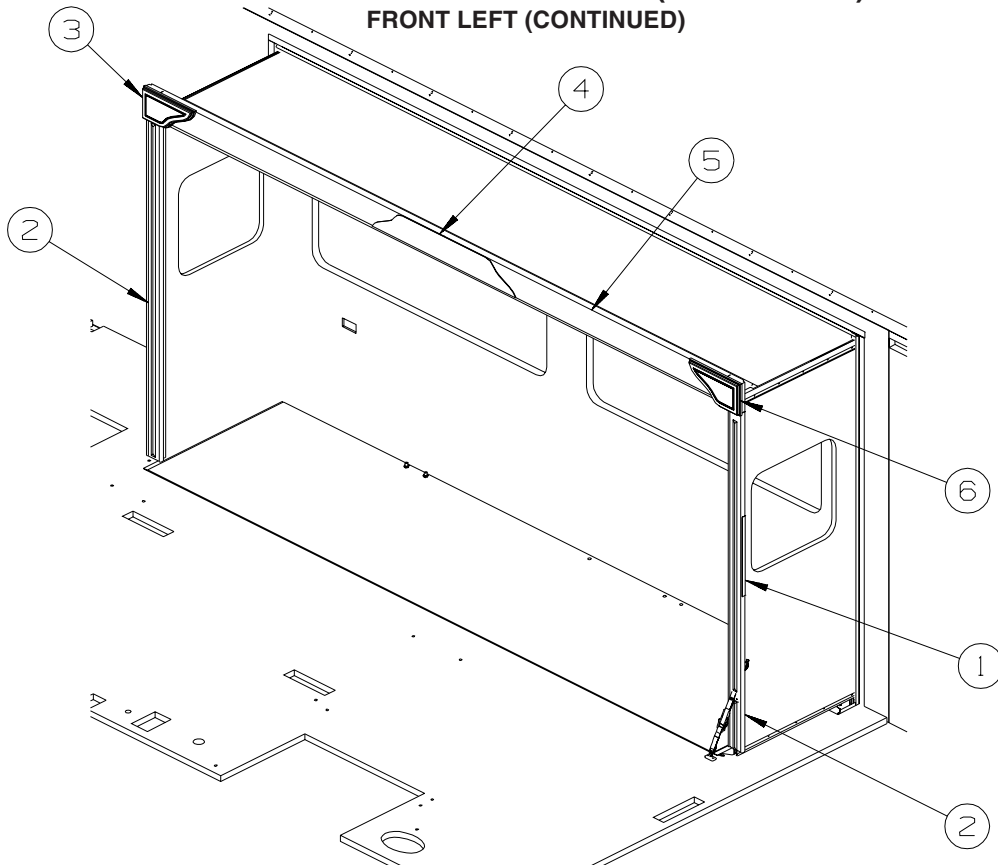


KEY	PART NUMBER	U/M	DESCRIPTION
1	139624-18-01A	EA	TRIM/SEAL - INNER/RIGHT HAND - 71.3" - BRIGHT WHITE
2	139624-19-01A	EA	TRIM/SEAL - INNER/LEFT HAND - 71.3" - BRIGHT WHITE
3	148916-02-01A	EA	TRIM/SEAL - W/MITERED CORNERS - F/SLIDEOUT - 145.6" - B/W
4	149863-11-S64	EA	SLUG - F/SLIDEOUT (S64, S65, S66, S67, SK0, SK1, SK2, SK3)
4	149863-11-S68	EA	SLUG - F/SLIDEOUT (S68, S69, S70, S71, SK4, SK5, SK6, SK7)
4	149863-11-S72	EA	SLUG - F/SLIDEOUT (S72, S73, S74, S75, SL0, SL1, SL2, SL3)
5	148896-01-S64	EA	PANEL END - F/SLIDEOUT (S64, S65, S66, S67, SK0, SK1, SK2, SK3)
5	148896-01-S68	EA	PANEL END - F/SLIDEOUT (S68, S69, S70, S71, SK4, SK5, SK6, SK7)
5	148896-01-S72	EA	PANEL END - F/SLIDEOUT (S72, S73, S74, S75, SL0, SL1, SL2, SL3)
6	141973-01-SB0	EA	PANEL END - F/SLIDEOUT (S64, S65, S66, S67, SK0, SK1, SK2, SK3)
6	141973-01-SA0	EA	PANEL END - F/SLIDEOUT (S68, S69, S70, S71, SK4, SK5, SK6, SK7)
6	141973-01-S72	EA	PANEL END - F/SLIDEOUT (S72, S73, S74, S75, SL0, SL1, SL2, SL3)
7	139625-06-01A	EA	TRIM/SEAL - W/MITERED ENDS - 147.2" - BRIGHT WHITE
7	139625-06-02A	EA	TRIM/SEAL - W/MITERED ENDS - 147.2" - BLACK - FULL BODY PAINT
8	139625-44-01A	EA	TRIM/SEAL - W/RH MITERED END - 75.9" - BRIGHT WHITE
8	139625-44-02A	EA	TRIM/SEAL - W/RH MITERED END - 75.9" - BLACK - FULL BODY PAINT
9	139625-45-01A	EA	TRIM/SEAL - W/LH MITERED END - 75.9" - BRIGHT WHITE
9	139625-45-02A	EA	TRIM/SEAL - W/LH MITERED END - 75.9" - BLACK - FULL BODY PAINT
10	099418-01-000	FT	SEAL - D-SECTION/ADHESIVE BACK - .44" X .44" - BLK RUBBER
11	126546-01-02A	EA	COVER - END/SIDEWALL SLIDEOUT - BRIGHT WHITE
12	122977-07-03A	EA	AWNING/SLIDEOUT W/COVER - 147" - WHITE - VINYL/VINYL WRAP
12	122977-07-06A	EA	AWNING/SLIDEOUT W/COVER - 147" - VINYL WRAP/CHAMPAGNE - FULL BODY PAINT
13	116444-04-12B	EA	TRIM/KEY CORNER - SLIDEOUT - 3.1" X 3.1" - BRT WHITE
13	116444-04-02B	EA	TRIM/KEY CORNER - SLIDEOUT - 3.1" X 3.1" - E-COATED - FULL BODY PAINT
14	144926-01-R38	EA	ROOF - F/SLIDEOUT
15	142718-01-01A	EA	RETAINER - SIDEWALL/SLIDEOUT - 72.8"
16	142718-02-01A	EA	RETAINER - SIDEWALL/SLIDEOUT - 144.9" - MILL
17	142719-01-01A	EA	TRIM/SIDEWALL - TOP/SLIDEOUT - 146.7" - BRIGHT WHITE
18	142720-02-01A	EA	TRIM - SIDEWALL/SLIDEOUT - 74.8" - BRIGHT WHITE
19	142720-01-01A	EA	TRIM - SIDEWALL/SLIDEOUT - 74.8" - BRIGHT WHITE

**EXTERIOR SLIDEOUT GROUP (CONTINUED)**  
**FRONT LEFT (CONTINUED)**

KEY	PART NUMBER	U/M	DESCRIPTION
20	136824-38-01A	EA	TRIM - SIDEWALL/SLIDEOUT - 74.6" - BRIGHT WHITE
20	136824-38-02A	EA	TRIM - SIDEWALL/SLIDEOUT - 74.6" - BLACK - FULL BODY PAINT
21	136824-05-01A	EA	TRIM - SIDEWALL/SLIDEOUT - 146.4" - BRIGHT WHITE
21	136824-05-02A	EA	TRIM - SIDEWALL/SLIDEOUT - 146.4" - BLACK - FULL BODY PAINT
22	131520-27-01A	EA	EXTRUSION/ZEE - F/SLIDEOUT - 140.8" - MILL
23	123012-01-000	FT	SEAL - SLIDEOUT - .09"/.13" THICK X 1.25" - W/ADHESIVE
24	138659-01-01A	EA	TRIM/FEATURE STRIP - 181.7" - BRIGHT WHITE
24	138659-01-02A	EA	TRIM/FEATURE STRIP - 181.7" - BLACK - FULL BODY PAINT
25	125051-03-01A	EA	TRIM - FEATURE STRIP/LOWER - 29.3" - BRIGHT WHITE
25	125051-03-02A	EA	TRIM - FEATURE STRIP/LOWER - 29.3" - BLACK - FULL BODY PAINT
26	115325-04-02A	EA	RAIL - FLOOR/SLIDEOUT ROOM - 134.2" LONG - BLACK
27	105312-01-07A	FT	INSERT - FEATURE STRIP - VINYL - BRIGHT WHITE
27	105312-01-13A	FT	INSERT - FEATURE STRIP - VINYL - BLACK - FULL BODY PAINT
28	133233-01-02B	EA	BRACKET - SLIDEOUT - E-COATED
29	115661-01-000	FT	SHOE/GLIDE - SLIDEOUT ROOM - 1/16" X 3" - POLYETHYLENE
30	136978-01-01A	FT	SEAL - SLIDEOUT - BLACK
31	146056-01-000	FT	SEAL - TRIANGLE - W/PSA
32	133954-16-01A	EA	TRIM/SEAL - 71.2" - BRIGHT WHITE
32	133954-16-02A	EA	TRIM/SEAL - 71.2" - BLACK - FULL BODY PAINT
33	142549-01-000	EA	CLIP - "S" TYPE
34	133954-07-01A	EA	TRIM/SEAL - 141.8" - BRIGHT WHITE
34	133954-07-02A	EA	TRIM/SEAL - 141.7" - BLACK - FULL BODY PAINT
35	075673-05-000	FT	SEAL - PILE - ADHESIVE BACK - BLACK
36	131358-02-01A	EA	RETAINER - U-CHANNEL - 140.4" - BLACK
37	137343-02-02B	EA	PLATE - W/HOLES - E-COATED
38	134588-06-000	EA	GASKET - TIMING BAR - 2" X 2" X 3/4"
38	134588-07-000	EA	GASKET - TIMING BAR - 2" X 3/4" X 3/4"
39	137408-02-000	EA	SEAL - BLOCK - F/SLIDEOUT - 1.4"
40	148915-02-01A	EA	RETAINER/TRIM - 141.4" - BRIGHT WHITE
40	148915-02-02A	EA	RETAINER/TRIM - 141.4" - BLACK - FULL BODY PAINT
41	150647-01-02A	EA	COVER/TRIM - RH - F/SLIDEOUT - BRIGHT WHITE
41	150647-01-01A	EA	COVER/TRIM - RH - F/SLIDEOUT - BLACK - FULL BODY PAINT
42	150647-02-02A	EA	COVER/TRIM - LH - F/SLIDEOUT - BRIGHT WHITE
42	150647-02-01A	EA	COVER/TRIM - LH - F/SLIDEOUT - BLACK - FULL BODY PAINT
43	151258-01-000	FT	SEAL - FOAM/WIPE - CLOSED CELL
44	135619-02-01A	EA	PLATE - TIEDOWN - SLIDEOUT ROOM
45	135619-01-01A	EA	STRAP - TIEDOWN - SLIDEOUT ROOM
46	135622-01-02B	EA	PLATE - TIEDOWN - SLIDEOUT ROOM

**EXTERIOR SLIDEOUT GROUP (CONTINUED)**  
**FRONT LEFT (CONTINUED)**



KEY	PART NUMBER	U/M	DESCRIPTION
1	130262-04-000	EA	PROTECTOR - CORNER SAVER - .4" X .7" X 48"
2	Y00281-72-438	EA	MOLDING - SLIDEOUT/VINYL WRAP - 3.5" X 96" - PORTSMOUTH OAK
2	Y00281-62-438	EA	MOLDING - SLIDEOUT/VINYL WRAP - 3.5" X 96" - CONCERT CHERRY
2	Y00281-A2-438	EA	MOLDING - SLIDEOUT/VINYL WRAP - 3.5" X 96" - WASHED MAPLE
2	Y00281-92-438	EA	MOLDING - SLIDEOUT/VINYL WRAP - 3.5" X 96" - SIERRA MAPLE
2	149496-04-S64	EA	TRIM - DECORATIVE - 2.7" X 68.6" - FABRIC COVERED (S64, S65, S66, S67, SK0, SK1, SK2, SK3)
2	149496-04-S68	EA	TRIM - DECORATIVE - 2.7" X 68.6" - FABRIC COVERED (S68, S69, S70, S71, SK4, SK5, SK6, SK7)
2	149496-04-S72	EA	TRIM - DECORATIVE - 2.7" X 68.6" - FABRIC COVERED (S72, S73, S74, S75, SL0, SL1, SL2, SL3)
3	P51752-01-S64	EA	MOLDING/OVERLAY - FRONT/LARGE/LH - 6.4" X 12.5" - PORTSMOUTH OAK
3	P51752-01-S65	EA	MOLDING/OVERLAY - FRONT/LARGE/LH - 6.4" X 12.5" - CONCERT CHERRY
3	P51752-01-S66	EA	MOLDING/OVERLAY - FRONT/LARGE/LH - 6.4" X 12.5" - WASHED MAPLE
3	P51752-01-S67	EA	MOLDING/OVERLAY - FRONT/LARGE/LH - 6.4" X 12.5" - SIERRA MAPLE
3	P50532-01-S64	EA	MOLDING - CORNER/LH - 5.9" X 12" - PORTSMOUTH OAK/OAK - PORTSMOUTH OAK
3	P50532-01-S65	EA	MOLDING - CORNER/LH - 5.9" X 12" - CHERRY IV/CHERRY - CONCERT CHERRY
3	P50532-01-S66	EA	MOLDING - CORNER/LH - 5.9" X 12" - WASHED MAPLE/MAPLE - WASHED MAPLE
3	P50532-01-S67	EA	MOLDING - CORNER/LH - 5.9" X 12" - HONEY/MAPLE - SIERRA MAPLE
4	149475-01-S64	EA	TRIM - DECORATIVE/OVERLAY - CENTER (S64, S65, S66, S67, SK0, SK1, SK2, SK3)
4	149475-01-S68	EA	TRIM - DECORATIVE/OVERLAY - CENTER (S68, S69, S70, S71, SK4, SK5, SK6, SK7)
4	149475-01-S72	EA	TRIM - DECORATIVE/OVERLAY - CENTER (S72, S73, S74, S75, SL0, SL1, SL2, SL3)
5	Y00280-74-174	EA	MOLDING/TRIM - VINYL - F/SLIDEOUT - 164.1" - PORTSMOUTH OAK
5	Y00280-64-174	EA	MOLDING/TRIM - VINYL - F/SLIDEOUT - 164.1" - CONCERT CHERRY
5	Y00280-A4-174	EA	MOLDING/TRIM - VINYL - F/SLIDEOUT - 164.1" - WASHED MAPLE
5	Y00280-94-174	EA	MOLDING/TRIM - VINYL - F/SLIDEOUT - 164.1" - SIERRA MAPLE
5	149496-09-S64	EA	TRIM - DECORATIVE - 5.1" X 139.3" - FABRIC COVERED (S64, S65, S66, S67, SK0, SK1, SK2, SK3)
5	149496-09-S68	EA	TRIM - DECORATIVE - 5.1" X 139.3" - FABRIC COVERED (S68, S69, S70, S71, SK4, SK5, SK6, SK7)
5	149496-09-S72	EA	TRIM - DECORATIVE - 5.1" X 139.3" - FABRIC COVERED (S72, S73, S74, S75, SL0, SL1, SL2, SL3)
6	P51752-02-S64	EA	MOLDING/OVERLAY - FRONT/LARGE/RH - 6.4" X 12.5" - PORTSMOUTH OAK
6	P51752-02-S65	EA	MOLDING/OVERLAY - FRONT/LARGE/RH - 6.4" X 12.5" - CONCERT CHERRY
6	P51752-02-S66	EA	MOLDING/OVERLAY - FRONT/LARGE/RH - 6.4" X 12.5" - WASHED MAPLE
6	P51752-02-S67	EA	MOLDING/OVERLAY - FRONT/LARGE/RH - 6.4" X 12.5" - SIERRA MAPLE
6	P50532-02-S64	EA	MOLDING - CORNER/RH - 5.9" X 12" - PORTSMOUTH OAK/OAK - PORTSMOUTH OAK
6	P50532-02-S65	EA	MOLDING - CORNER/RH - 5.9" X 12" - CHERRY IV/CHERRY - CONCERT CHERRY
6	P50532-02-S66	EA	MOLDING - CORNER/RH - 5.9" X 12" - WASHED MAPLE/MAPLE - WASHED MAPLE
6	P50532-02-S67	EA	MOLDING - CORNER/RH - 5.9" X 12" - HONEY/MAPLE - SIERRA MAPLE

**EXTERIOR SLIDEOUT GROUP (CONTINUED)**  
**COMPONENT PARTS FOR FRONT LEFT**

**100536-58-000**

<b>KEY</b>	<b>PART NUMBER</b>	<b>U/M</b>	<b>DESCRIPTION</b>	<b>VENDOR NO.</b>
	100536-58-700	EA	HOSE - HYD. 1/4" X 86"	RAP91470/AP4665
	100536-58-701	EA	HOSE - HYDRAULIC 1/4" X 74"	RAP91467/AP5616

**143625-01-000**

<b>KEY</b>	<b>PART NUMBER</b>	<b>U/M</b>	<b>DESCRIPTION</b>	<b>VENDOR NO.</b>
	128599-06-703	EA	BEARING KIT - SLIDE-OUT TUBE	RAP90698
	131360-01-700	EA	CYLINDER - HYDRAULIC (RAM)	RAP90696/AP19256
	131360-01-703	EA	HOSE-HYDRAULIC-3/16" X 42"	AP20533
	131360-01-709	EA	PIN/UPPER MOUNT - FLAT FLOOR	P19685
	143625-01-700	EA	BRACKET/ROOM SUPPORT - OUTER	AP18668
	143625-01-701	EA	JAMB NUT	H115002

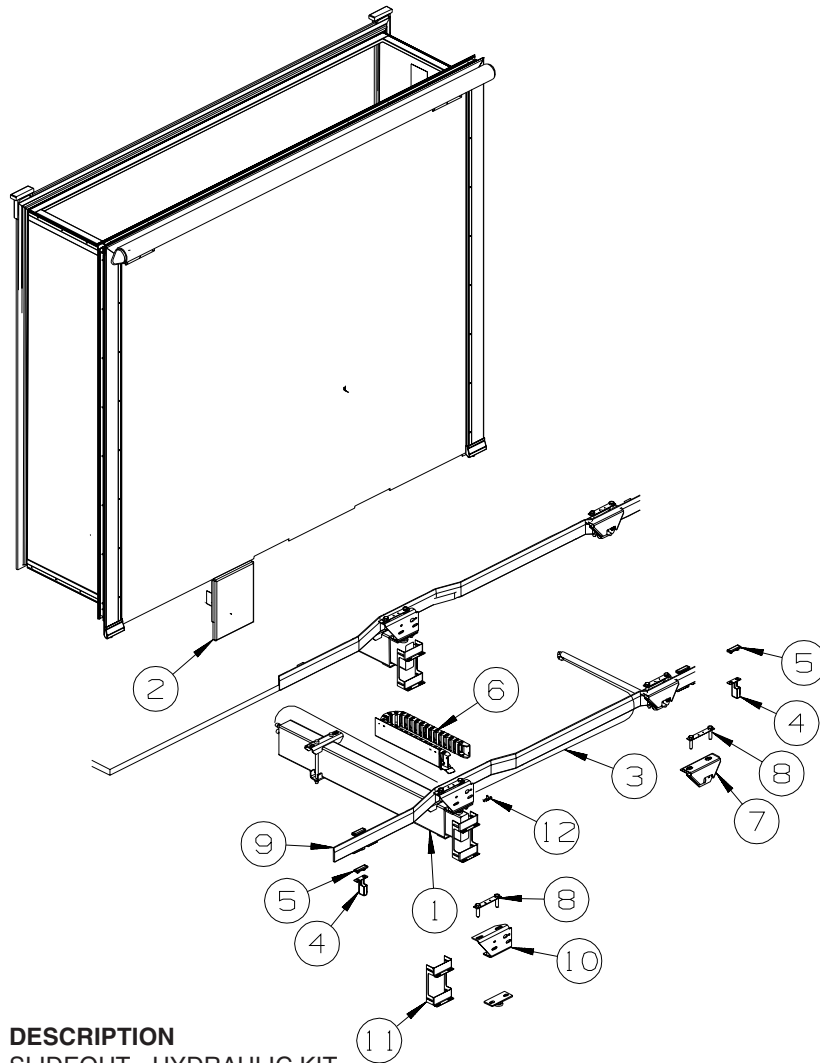
**143625-03-000**

<b>KEY</b>	<b>PART NUMBER</b>	<b>U/M</b>	<b>DESCRIPTION</b>	<b>VENDOR NO.</b>
	100536-44-700	EA	HOSE-HYDRAULIC - 1/8" X 172"	AP24649
	131360-01-701	EA	HOSE-HYDRAULIC-1/4" X 125"	AP4906
	132540-01-701	EA	CYLINDER - SYNCRONIZING	RAP90690/AP17966



## EXTERIOR SLIDEOUT GROUP (CONTINUED)

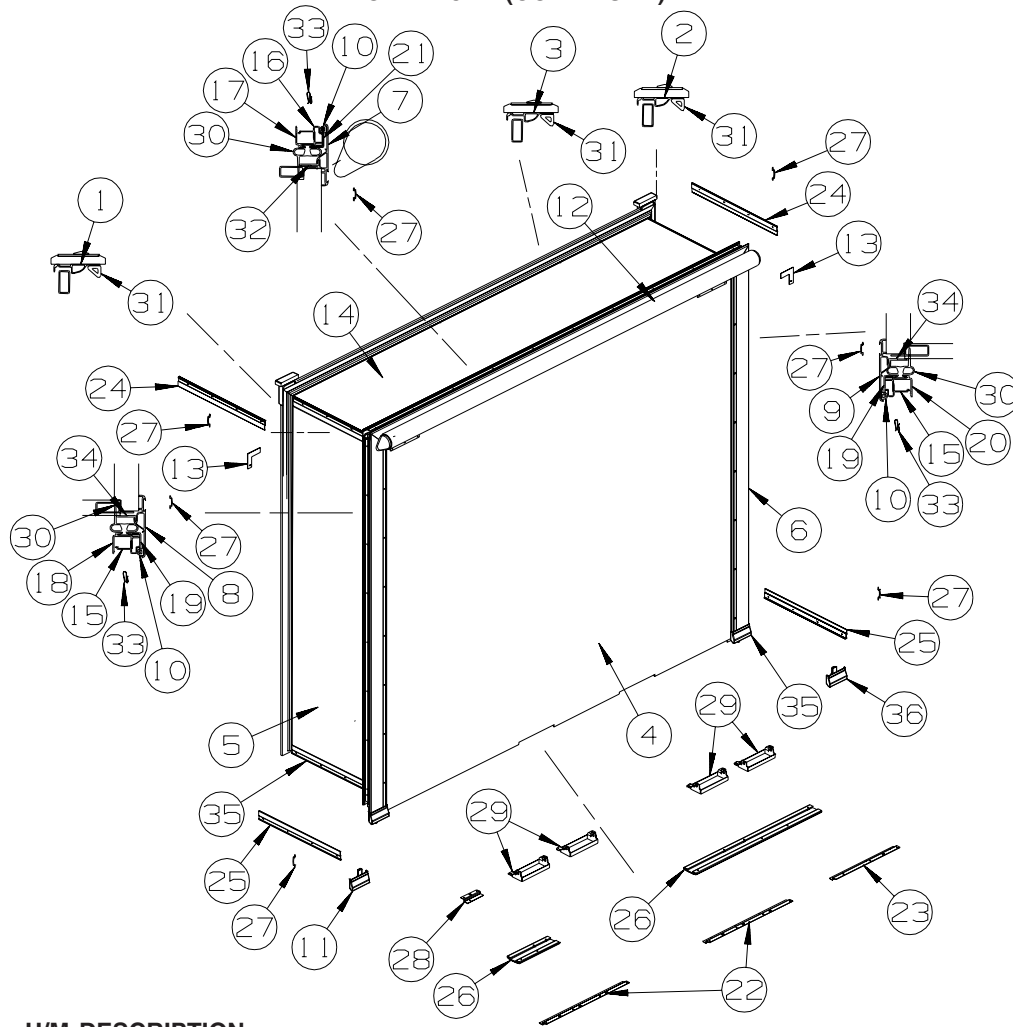
### FRONT RIGHT



KEY	PART NUMBER	U/M	DESCRIPTION
1*	143394-01-000	EA	SLIDEOUT - HYDRAULIC KIT
2	138077-06-R38	EA	COVER/RAM - 9.4" X 12.2" - W/TUBE - BRIGHT WHITE FROM: 00-00-00 THRU: 10-24-04
2	138077-12-S64	EA	COVER/RAM - 9.4" X 12.2" - W/TUBE - BRIGHT WHITE FROM: 10-25-04 THRU: 99-99-99
	138077-05-01A	EA	COVER/RAM - 9.4" X 12.2" - BRIGHT WHITE
3*	100536-42-000	EA	HOSE KIT - F/SLIDEOUT
4	126313-09-02B	EA	SUPPORT - ROLLER - SLIDE-OUT ROOM - E-COATED
5	134855-01-000	EA	BEARING PAD - NARROW
6	143541-04-01A	EA	CARRIER/WIRING - F/SLIDE-OUT ROOM
7	139407-03-02B	EA	BRACKET/MOUNT - F/SLIDEOUT - E-COATED
8	136995-05-02B	EA	PLATE W/BOLTS - 5.9" X 1" W/7/16" X 3" BOLTS FROM: 00-00-00 THRU: 06-15-04
8	136995-07-02B	EA	PLATE W/BOLTS - 5.9" X 1" W/1/2" X 2" BOLTS FROM: 09-16-04 THRU: 99-99-99
9	115075-03-000	FT	SEAL - WIPE - .25" X 2.9"
10	127030-02-02B	EA	BRACKET - INNER REAR/MOUNT - SLIDEOUT - E-COATED
11	145262-02-02B	EA	BRACKET - RAM COVER - E-COATED FROM: 00-00-00 THRU: 10-28-04
11	145262-06-02B	EA	BRACKET - RAM COVER - E-COATED FROM: 10-29-04 THRU: 99-99-99
12	123264-01-000	EA	TEE - UNION - 1/4" X 1/4" X 1/4"

\*COMPONENT PARTS LISTED LATER IN THIS GROUP

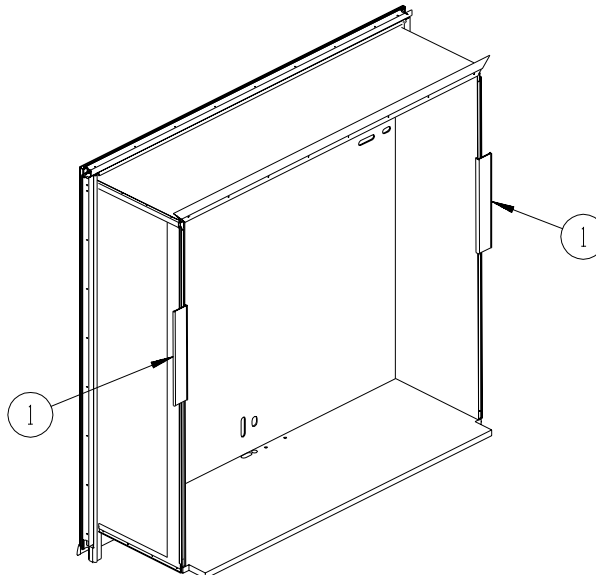
**EXTERIOR SLIDEOUT GROUP (CONTINUED)**  
**FRONT RIGHT (CONTINUED)**



KEY	PART NUMBER	U/M	DESCRIPTION
1	139624-15-01A	EA	TRIM/SEAL - INNER/RIGHT HAND - 72.9" - BRIGHT WHITE
2	139624-16-01A	EA	TRIM/SEAL - INNER/LEFT HAND - 72.9" - BRIGHT WHITE
3	139624-35-01A	EA	TRIM/SEAL - INNER/TOP - 91.3" - BRIGHT WHITE
4	149864-12-S64	EA	SLUG - F/SLIDEOUT (S64, S65, S66, S67, SK0, SK1, SK2, SK3)
4	149864-12-S68	EA	SLUG - F/SLIDEOUT (S68, S69, S70, S71, SK4, SK5, SK6, SK7)
4	149864-12-S72	EA	SLUG - F/SLIDEOUT (S72, S73, S74, S75, SL0, SL1, SL2, SL3)
5	150646-01-S64	EA	PANEL END - F/SLIDEOUT (S64, S65, S66, S67, SK0, SK1, SK2, SK3)
5	150646-01-S68	EA	PANEL END - F/SLIDEOUT (S68, S69, S70, S71, SK4, SK5, SK6, SK7)
5	150646-01-S72	EA	PANEL END - F/SLIDEOUT (S72, S73, S74, S75, SL0, SL1, SL2, SL3)
6	150645-01-S64	EA	PANEL END - F/SLIDEOUT (S64, S65, S66, S67, SK0, SK1, SK2, SK3)
6	150645-01-S68	EA	PANEL END - F/SLIDEOUT (S68, S69, S70, S71, SK4, SK5, SK6, SK7)
6	150645-01-S72	EA	PANEL END - F/SLIDEOUT (S72, S73, S74, S75, SL0, SL1, SL2, SL3)
7	139625-13-01A	EA	TRIM/SEAL - W/MITERED ENDS - 79.5" - BRIGHT WHITE
7	139625-13-02A	EA	TRIM/SEAL - W/MITERED ENDS - 79.5" - BLACK - <b>FULL BODY PAINT</b>
8	139625-42-01A	EA	TRIM/SEAL - W/RH MITERED END - 76.2" - BRIGHT WHITE
8	139625-42-02A	EA	TRIM/SEAL - W/RH MITERED END - 76.2" - BLACK - <b>FULL BODY PAINT</b>
9	139625-43-01A	EA	TRIM/SEAL - W/LH MITERED END - 76.2" - BRIGHT WHITE
9	139625-43-02A	EA	TRIM/SEAL - W/LH MITERED END - 76.2" - BLACK - <b>FULL BODY PAINT</b>
10	099418-01-000	FT	SEAL - D-SECTION/ADHESIVE BACK - .44" X .44" - BLK RUBBER
11	139182-01-01A	EA	CAP - TRIM - F/SLIDEOUT - BRIGHT WHITE
11	148593-01-01A	EA	CAP - TRIM - F/SLIDEOUT - BRIGHT WHITE
12	122977-14-03A	EA	AWNING/SLIDEOUT W/COVER - 77" - WHITE -VINYL/VINYL WRAP
12	122977-25-03A	EA	AWNING/SLIDEOUT W/COVER - 79" - WHITE -VINYL/VINYL WRAP
13	116444-04-12B	EA	TRIM/KEY CORNER - SLIDEOUT - 3.1" X 3.1" - BRT WHITE
13	116444-04-02B	EA	TRIM/KEY CORNER - SLIDEOUT - 3.1" X 3.1" - E-COATED - <b>FULL BODY PAINT</b>

**EXTERIOR SLIDEOUT GROUP (CONTINUED)**  
**FRONT RIGHT (CONTINUED)**

<b>KEY</b>	<b>PART NUMBER</b>	<b>U/M</b>	<b>DESCRIPTION</b>
14	150644-01-S64	EA	ROOF - W/O LIGHTS/VENTS - W/WIRING - F/SLIDEOUT
15	142718-01-01A	EA	RETAINER - SIDEWALL/SLIDEOUT - 72.8"
16	142718-35-01A	EA	RETAINER - SIDEWALL/SLIDEOUT - 77"
17	142719-26-01A	EA	TRIM/SIDEWALL - TOP/SLIDEOUT - 79" - BRIGHT WHITE
18	142720-01-01A	EA	TRIM - SIDEWALL/SLIDEOUT - 74.8" - BRIGHT WHITE
19	136824-01-01A	EA	TRIM - SIDEWALL/SLIDEOUT - 75.12" - BRIGHT WHITE
19	136824-01-02A	EA	TRIM - SIDEWALL/SLIDEOUT - 74.9" - BLACK - FULL BODY PAINT
20	142720-02-01A	EA	TRIM - SIDEWALL/SLIDEOUT - 74.8" - BRIGHT WHITE
21	136824-48-01A	EA	TRIM - SIDEWALL/SLIDEOUT - 79.8" - BRIGHT WHITE
21	136824-48-02A	EA	TRIM - SIDEWALL/SLIDEOUT - 79.8" - BLACK - FULL BODY PAINT
22	136968-07-02B	EA	ZEE - F/SLIDEOUT - 20.5" - E-COATED
23	136968-08-02B	EA	ZEE - F/SLIDEOUT - 15.7" - E-COATED
24	138659-01-01A	EA	TRIM/FEATURE STRIP - 181.7" - BRIGHT WHITE
24	138659-01-02A	EA	TRIM/FEATURE STRIP - 181.7" - BLACK - FULL BODY PAINT
25	141435-05-01A	EA	TRIM - FEATURE - LOWER - 20" - BRIGHT WHITE
25	141435-05-02A	EA	TRIM - FEATURE - LOWER - 20" - BLACK - FULL BODY PAINT
26	115661-01-000	FT	SHOE/GLIDE - SLIDEOUT ROOM - 1/16" X 3" - POLYETHYLENE
27	105312-01-07A	FT	INSERT - FEATURE STRIP - VINYL - BRIGHT WHITE
27	105312-01-13A	FT	INSERT - FEATURE STRIP - VINYL - BLACK - FULL BODY PAINT
28	136968-09-02B	EA	ZEE - F/SLIDEOUT - 3.9" - E-COATED
29	140928-04-02B	EA	BRACKET - ROLLER - E-COATED
30	136978-01-01A	FT	SEAL - SLIDEOUT - BLACK
31	146056-01-000	FT	SEAL - TRIANGLE - W/PSA
32	133954-03-01A	EA	TRIM/SEAL - 73.3" - BRIGHT WHITE
32	133954-03-02A	EA	TRIM/SEAL - 73.3" - BLACK - FULL BODY PAINT
33	142549-01-000	EA	CLIP - "S" TYPE
34	133954-48-01A	EA	TRIM/SEAL - 71.7" - BRIGHT WHITE
34	133954-48-02A	EA	TRIM/SEAL - 71.7" - BLACK - FULL BODY PAINT
35	075673-05-000	FT	SEAL - PILE - ADHESIVE BACK - BLACK
36	139182-02-01A	EA	CAP - TRIM - F/SLIDEOUT - BRIGHT WHITE
			FROM: 00-00-00 THRU: 10-24-04
36	148593-02-01A	EA	CAP - TRIM - F/SLIDEOUT - BRIGHT WHITE
			FROM: 10-25-04 THRU: 99-99-99



<b>KEY</b>	<b>PART NUMBER</b>	<b>U/M</b>	<b>DESCRIPTION</b>
1	150437-01-01A	EA	EXTRUDED - VINYL COVER - OFF WHITE

**COMPONENT PARTS FOR FRONT RIGHT**

**100536-42-000**

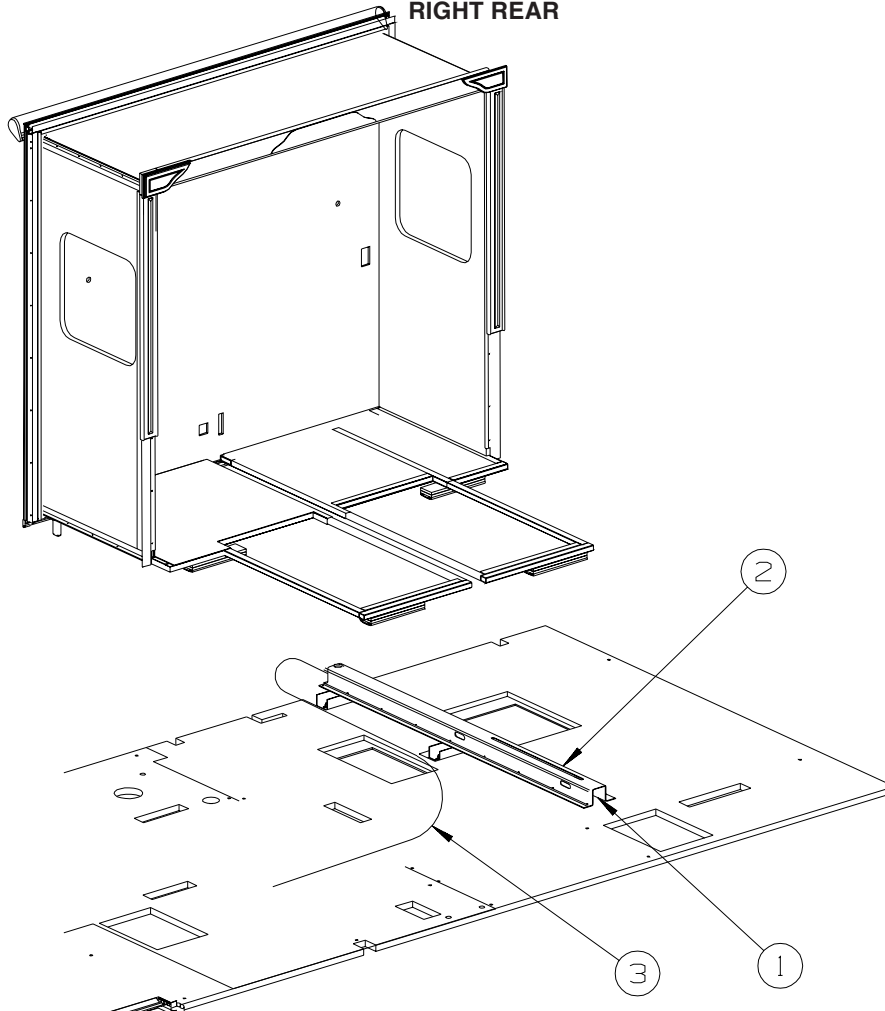
<b>KEY</b>	<b>PART NUMBER</b>	<b>U/M</b>	<b>DESCRIPTION</b>	<b>VENDOR NO.</b>
	100536-42-700	EA	HOSE/HYDRAULIC - 180" - PRESS	RAP90120/AP5965
	100536-42-701	EA	HOSE/HYDRAULIC - 175" - RETURN	RAP90350/AP7358

**143394-01-000**

<b>KEY</b>	<b>PART NUMBER</b>	<b>U/M</b>	<b>DESCRIPTION</b>	<b>VENDOR NO.</b>
	132540-01-706	EA	BOLT - SLIDE ROOM ADJUSTER	RAP90865/P19611

## EXTERIOR SLIDEOUT GROUP (CONTINUED)

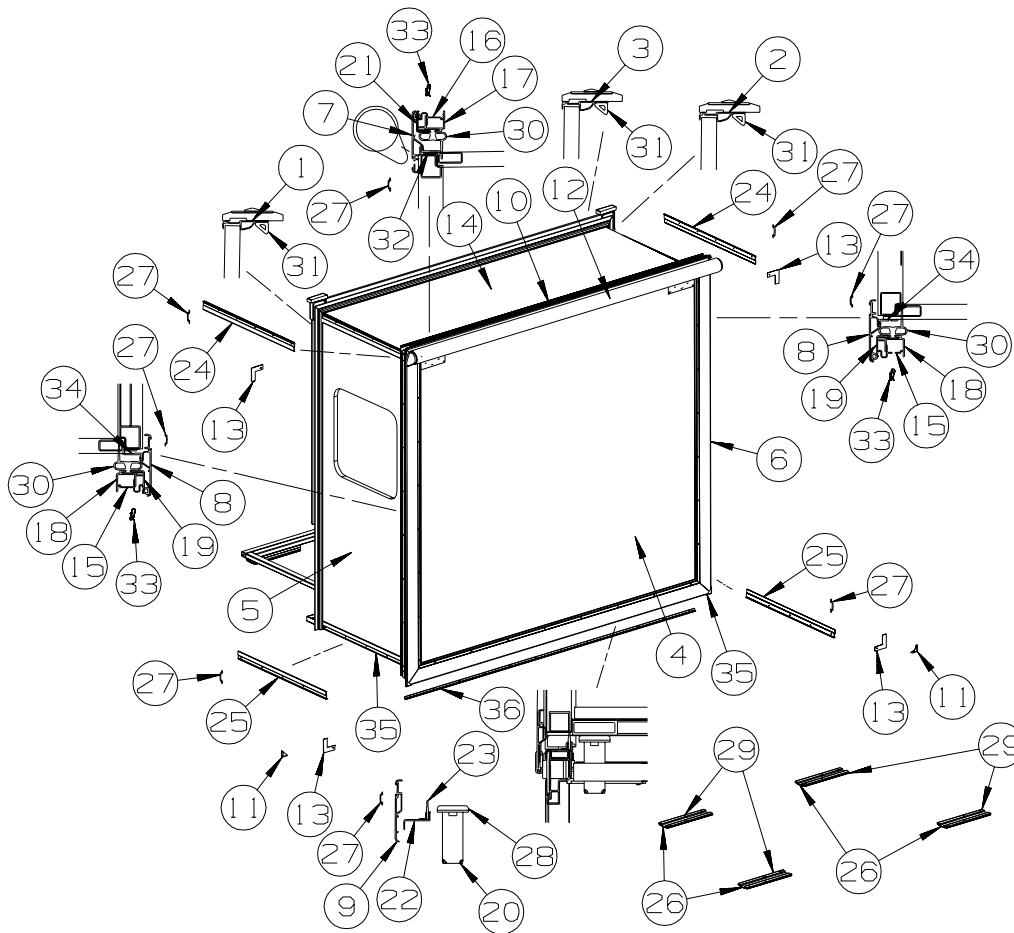
RIGHT REAR



KEY	PART NUMBER	U/M	DESCRIPTION
1*	137390-01-000	EA	HYDRAULIC/BED - F/SLIDEOUT
2	137390-02-000	EA	CHANNEL - HYDRAULIC - F/SLIDEOUT
3*	100536-59-000	EA	HOSE KIT - F/SLIDEOUT

\*COMPONENT PARTS LISTED LATER IN THIS GROUP

**EXTERIOR SLIDEOUT GROUP (CONTINUED)**  
**RIGHT REAR (CONTINUED)**

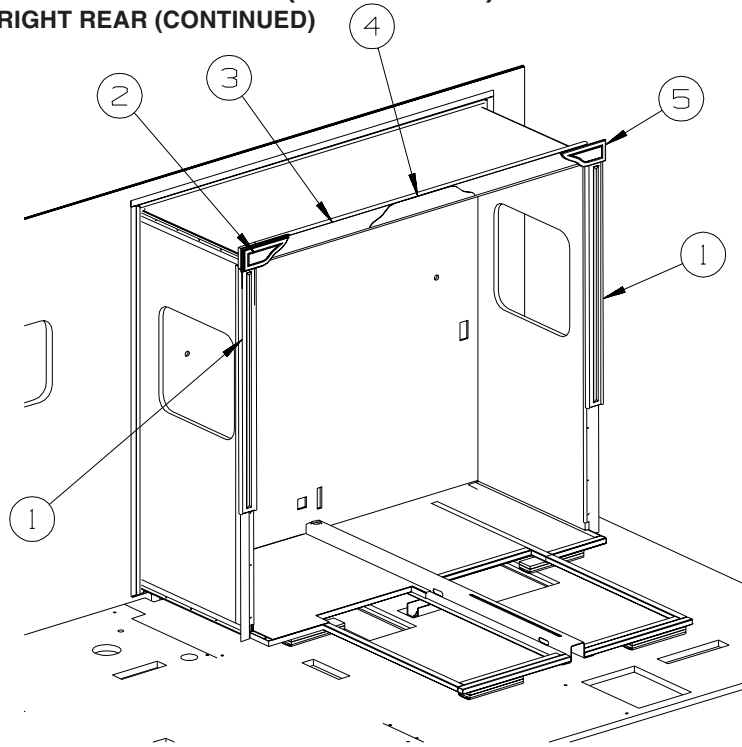


KEY	PART NUMBER	U/M	DESCRIPTION
1	139624-15-01A	EA	TRIM/SEAL - INNER/RIGHT HAND - 72.9" - BRIGHT WHITE
2	139624-16-01A	EA	TRIM/SEAL - INNER/LEFT HAND - 72.9" - BRIGHT WHITE
3	139624-04-01A	EA	TRIM/SEAL - INNER/TOP - 80.2" - BRIGHT WHITE
4	149864-11-S64	EA	SLUG - F/SLIDEOUT (S64, S65, S66, S67, SK0, SK1, SK2, SK3)
4	149864-11-S68	EA	SLUG - F/SLIDEOUT (S68, S69, S70, S71, SK4, SK5, SK6, SK7)
4	149864-11-S72	EA	SLUG - F/SLIDEOUT (S72, S73, S74, S75, SL0, SL1, SL2, SL3)
5	142891-01-S46	EA	PANEL END - F/SLIDEOUT (S64, S65, S66, S67, SK0, SK1, SK2, SK3)
5	142891-01-S49	EA	PANEL END - F/SLIDEOUT (S68, S69, S70, S71, SK4, SK5, SK6, SK7)
5	142891-01-S52	EA	PANEL END - F/SLIDEOUT (S72, S73, S74, S75, SL0, SL1, SL2, SL3)
6	142890-01-S46	EA	PANEL END - F/SLIDEOUT (S64, S65, S66, S67, SK0, SK1, SK2, SK3)
6	142890-01-S49	EA	PANEL END - F/SLIDEOUT (S68, S69, S70, S71, SK4, SK5, SK6, SK7)
6	142890-01-R42	EA	PANEL END - F/SLIDEOUT (S72, S73, S74, S75, SL0, SL1, SL2, SL3)
7	139625-03-01A	EA	TRIM/SEAL - W/MITERED ENDS - 82" - BRIGHT WHITE
7	139625-03-02A	EA	TRIM/SEAL - W/MITERED ENDS - 82" - BLACK - FULL BODY PAINT
8	139625-11-01A	EA	TRIM/SEAL - W/MITERED ENDS - 75.9" - BRIGHT WHITE
8	139625-11-02A	EA	TRIM/SEAL - W/MITERED ENDS - 75.9" - BLACK - FULL BODY PAINT
9	142233-04-01A	EA	TRIM/SEAL - W/MITERED ENDS - 82" - BRIGHT WHITE
9	142233-04-02A	EA	TRIM/SEAL - W/MITERED ENDS - 82" - BLACK - FULL BODY PAINT
10	099418-01-000	FT	SEAL - D-SECTION/ADHESIVE BACK - .44" X .44" - BLK RUBBER
11	135275-01-01A	EA	PROTECTOR - CORNER - SLIDEOUT - WHITE
12	122977-12-03A	EA	AWNING/SLIDEOUT W/COVER - 81.8" - WHITE - VINYL/VINYL WRAP
12	122977-12-06A	EA	AWNING/SLIDEOUT W/COVER - 81.8" - CHAMPAGNE - VINYL WRAP - FULL BODY PAINT
13	116444-04-12B	EA	TRIM/KEY CORNER - SLIDEOUT - 3.1" X 3.1" - BRT WHITE
13	116444-04-02B	EA	TRIM/KEY CORNER - SLIDEOUT - 3.1" X 3.1" - E-COATED - FULL BODY PAINT
14	137400-01-N42	EA	ROOF - F/SLIDEOUT
15	142718-01-01A	EA	RETAINER - SIDEWALL/SLIDEOUT - 72.8"
16	142718-23-01A	EA	RETAINER - SIDEWALL/SLIDEOUT - 79.9"
17	142719-05-01A	EA	TRIM/SIDEWALL - TOP/SLIDEOUT - 81.3" - BRIGHT WHITE
18	142720-11-01A	EA	TRIM - SIDEWALL/SLIDEOUT - 72.9" - BRIGHT WHITE
19	136824-16-01A	EA	TRIM - SIDEWALL/SLIDEOUT - 72.7" - BRIGHT WHITE
19	136824-16-02A	EA	TRIM - SIDEWALL/SLIDEOUT - 72.7" - BLACK - FULL BODY PAINT
20	126313-10-02B	EA	SUPPORT - ROLLER - SLIDE-OUT ROOM - E-COATED

**EXTERIOR SLIDEOUT GROUP (CONTINUED)**  
**RIGHT REAR (CONTINUED)**

KEY	PART NUMBER	U/M	DESCRIPTION
21	136824-02-01A	EA	TRIM - SIDEWALL/SLIDEOUT - 81.2" - BRIGHT WHITE
21	136824-02-02A	EA	TRIM - SIDEWALL/SLIDEOUT - 81.2" - BLACK - FULL BODY PAINT
22	141174-01-02A	EA	TRIM/ZEE - SIDEWALL - 81.4" - BRIGHT WHITE
22	141174-01-03A	EA	TRIM/ZEE - SIDEWALL - 81.4" - BLACK - FULL BODY PAINT
23	123012-01-000	FT	SEAL - SLIDEOUT - .09"/.13" THICK X 1.25" - W/ADHESIVE
24	138659-01-01A	EA	TRIM/FEATURE STRIP - 181.7" - BRIGHT WHITE
24	138659-01-02A	EA	TRIM/FEATURE STRIP - 181.7" - BLACK - FULL BODY PAINT
25	141435-03-01A	EA	TRIM - FEATURE - LOWER - 29.1" - BRIGHT WHITE
25	141435-03-02A	EA	TRIM - FEATURE - LOWER - 29.1" - BLACK - FULL BODY PAINT
26	115661-01-000	FT	SHOE/GLIDE - SLIDEOUT ROOM - 1/16" X 3" - POLYETHYLENE
27	105312-01-07A	FT	INSERT - FEATURE STRIP - VINYL - BRIGHT WHITE
27	105312-01-13A	FT	INSERT - FEATURE STRIP - VINYL - BLACK - FULL BODY PAINT
28	128599-03-000	EA	PAD - F/SLIDEOUT - 2" X 2.6"
29	115325-08-01A	EA	RAIL - FLOOR/SLIDEOUT ROOM - 12" LONG - BLACK
30	136978-01-01A	FT	SEAL - SLIDEOUT - BLACK
31	146056-01-000	FT	SEAL - TRIANGLE - W/PSA
32	133954-18-01A	EA	TRIM/SEAL - 76.5" - BRIGHT WHITE
32	133954-18-02A	EA	TRIM/SEAL - 76.5" - BLACK - FULL BODY PAINT
33	142549-01-000	EA	CLIP - "S" TYPE
34	133954-46-01A	EA	TRIM/SEAL - 68.8" - BRIGHT WHITE
34	133954-46-02A	EA	TRIM/SEAL - 68.8" - BLACK - FULL BODY PAINT
35	075673-05-000	FT	SEAL - PILE - ADHESIVE BACK - BLACK
36	149821-01-01A	EA	TRIM/ANGLE - SIDEWALL - BLACK - 1/2" X 1/2" X 77.9"

**EXTERIOR SLIDEOUT GROUP (CONTINUED)**  
**RIGHT REAR (CONTINUED)**



KEY	PART NUMBER	U/M	DESCRIPTION
1	Y00281-72-438	EA	MOLDING - SLIDEOUT/VINYL WRAP - 3.5" X 96" - PORTSMOUTH OAK
1	Y00281-62-438	EA	MOLDING - SLIDEOUT/VINYL WRAP - 3.5" X 96" - CONCERT CHERRY
1	Y00281-A2-438	EA	MOLDING - SLIDEOUT/VINYL WRAP - 3.5" X 96" - WASHED MAPLE
1	Y00281-92-438	EA	MOLDING - SLIDEOUT/VINYL WRAP - 3.5" X 96" - SIERRA MAPLE
1	149496-06-S64	EA	TRIM - DECORATIVE - 2.7" X 45.8" - FABRIC COVERED (S64, S65, S66, S67, SK0, SK1, SK2, SK3)
1	149496-06-S68	EA	TRIM - DECORATIVE - 2.7" X 45.8" - FABRIC COVERED (S68, S69, S70, S71, SK4, SK5, SK6, SK7)
1	149496-06-S72	EA	TRIM - DECORATIVE - 2.7" X 45.8" - FABRIC COVERED (S72, S73, S74, S75, SL0, SL1, SL2, SL3)
2	P51754-01-S64	EA	MOLDING/OVERLAY - REAR/SMALL/LH - 4.4" X 10.6" - PORTSMOUTH OAK
2	P51754-01-S65	EA	MOLDING/OVERLAY - REAR/SMALL/LH - 4.4" X 10.6" - CONCERT CHERRY
2	P51754-01-S66	EA	MOLDING/OVERLAY - REAR/SMALL/LH - 4.4" X 10.6" - WASHED MAPLE
2	P51754-01-S67	EA	MOLDING/OVERLAY - REAR/SMALL/LH - 4.4" X 10.6" - SIERRA MAPLE
2	P50552-01-S64	EA	MOLDING - CORNER/LH - 3.9" X 10" - PORTSMOUTH OAK/OAK- PORTSMOUTH OAK
2	P50552-01-S65	EA	MOLDING - CORNER/LH - 3.9" X 10" - CHERRY IV/CHERRY - CONCERT CHERRY
2	P50552-01-S66	EA	MOLDING - CORNER/LH - 3.9" X 10" - WASHED MAPLE/MAPLE - WASHED MAPLE
2	P50552-01-S67	EA	MOLDING - CORNER/LH - 3.9" X 10" - HONEY/MAPLE - SIERRA MAPLE
3	Y00291-72-438	EA	MOLDING - VINYL WRAP - 4" X 96" - PORTSMOUTH OAK
3	Y00291-62-438	EA	MOLDING - VINYL WRAP - 4" X 96" - CONCERT CHERRY
3	Y00291-A2-438	EA	MOLDING - VINYL WRAP - 4" X 96" - WASHED MAPLE
3	Y00291-92-438	EA	MOLDING - VINYL WRAP - 4" X 96" - SIERRA MAPLE
3	149496-07-S64	EA	TRIM - DECORATIVE - 3.1" X 74.1" - FABRIC COVERED (S64, S65, S66, S67, SK0, SK1, SK2, SK3)
3	149496-07-S68	EA	TRIM - DECORATIVE - 3.1" X 74.1" - FABRIC COVERED (S68, S69, S70, S71, SK4, SK5, SK6, SK7)
3	149496-07-S72	EA	TRIM - DECORATIVE - 3.1" X 74.1" - FABRIC COVERED (S72, S73, S74, S75, SL0, SL1, SL2, SL3)
4	149475-02-S64	EA	TRIM - DECORATIVE/OVERLAY - CENTER (S64, S65, S66, S67, SK0, SK1, SK2, SK3)
4	149475-02-S68	EA	TRIM - DECORATIVE/OVERLAY - CENTER (S68, S69, S70, S71, SK4, SK5, SK6, SK7)
4	149475-02-S72	EA	TRIM - DECORATIVE/OVERLAY - CENTER (S72, S73, S74, S75, SL0, SL1, SL2, SL3)
5	P51754-02-S64	EA	MOLDING/OVERLAY - REAR/SMALL/RH - 4.4" X 10.6" - PORTSMOUTH OAK
5	P51754-02-S65	EA	MOLDING/OVERLAY - REAR/SMALL/RH - 4.4" X 10.6" - CONCERT CHERRY
5	P51754-02-S66	EA	MOLDING/OVERLAY - REAR/SMALL/RH - 4.4" X 10.6" - WASHED MAPLE
5	P51754-02-S67	EA	MOLDING/OVERLAY - REAR/SMALL/RH - 4.4" X 10.6" - SIERRA MAPLE
5	P50552-02-S64	EA	MOLDING - CORNER/LH - 3.9" X 10" - PORTSMOUTH OAK/OAK- PORTSMOUTH OAK
5	P50552-02-S65	EA	MOLDING - CORNER/LH - 3.9" X 10" - CHERRY IV/CHERRY - CONCERT CHERRY
5	P50552-02-S66	EA	MOLDING - CORNER/LH - 3.9" X 10" - WASHED MAPLE/MAPLE - WASHED MAPLE
5	P50552-02-S67	EA	MOLDING - CORNER/LH - 3.9" X 10" - HONEY/MAPLE - SIERRA MAPLE



**EXTERIOR SLIDEOUT GROUP (CONTINUED)**  
**COMPONENT PARTS FOR RIGHT REAR**

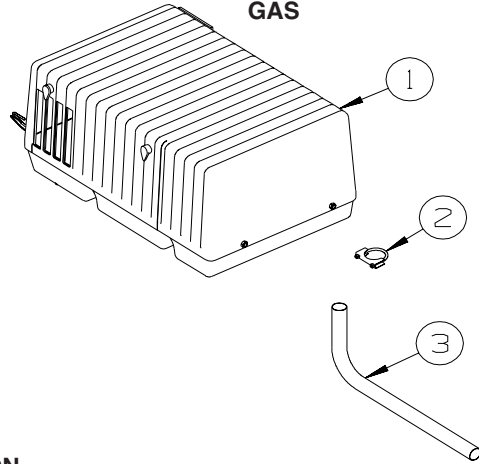
**100536-59-000**

<b>KEY</b>	<b>PART NUMBER</b>	<b>U/M</b>	<b>DESCRIPTION</b>	<b>VENDOR NO.</b>
	100536-27-700	EA	HOSE/HYDRAULIC - 1/4" X 332"	RAP91491/AP8985
	100536-37-701	EA	HOSE/HYDRAULIC - 1/4" X 336"	RAP5561

**137390-01-000**

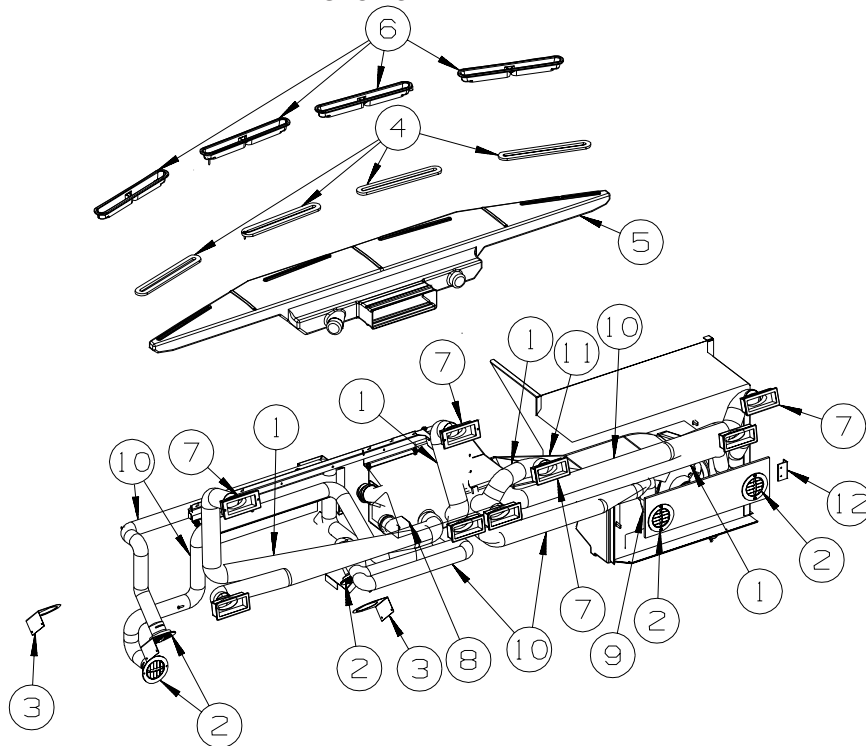
<b>KEY</b>	<b>PART NUMBER</b>	<b>U/M</b>	<b>DESCRIPTION</b>	<b>VENDOR NO.</b>
	128599-06-700	EA	HOSE/HYDRAULIC - 1/8" X 72"	AP24635
	128599-06-701	EA	HOSE/HYDRAULIC - 1/8" X 84"	AP24636
	128599-06-703	EA	BEARING KIT - SLIDE-OUT TUBE	RAP90698
	128599-06-704	EA	BEARING PAD - SLIDE-OUT	P14811
	137390-01-700	EA	RAM/CYLINDER - SLIDEOUT ROOM	RAP90876/AP23425
	137390-01-701	EA	CYLINDER NUT KIT - SLIDEOUT	RAP90947
	137390-01-702	EA	SLOT COVER ASM. - RUBBER	AP26959
	137390-01-703	EA	RAM/CYLINDER - SLIDEOUT RM	RAP91209/AP28686

# GENERATOR GROUP GAS



KEY	PART NUMBER	U/M	DESCRIPTION
1	135707-02-000	EA	GENERATOR - 7.0 - 30/20 - GAS - MARQUIS GOLD - 30 AMP
1	135707-01-000	EA	GENERATOR - 7.0 - 30/30 - GAS - MARQUIS GOLD - 50 AMP
1	135707-07-000	EA	GENERATOR - 5.5 - 30/20 - GAS - MARQUIS GOLD - 30 AMP
1	135707-06-000	EA	GENERATOR - 5.5 - 30/30 - GAS - MARQUIS GOLD - 50 AMP
2	007125-03-000	EA	CLAMP - MUFFLER - 1.5" DIAMETER
3	105958-27-000	EA	PIPE - EXHAUST - GENERATOR

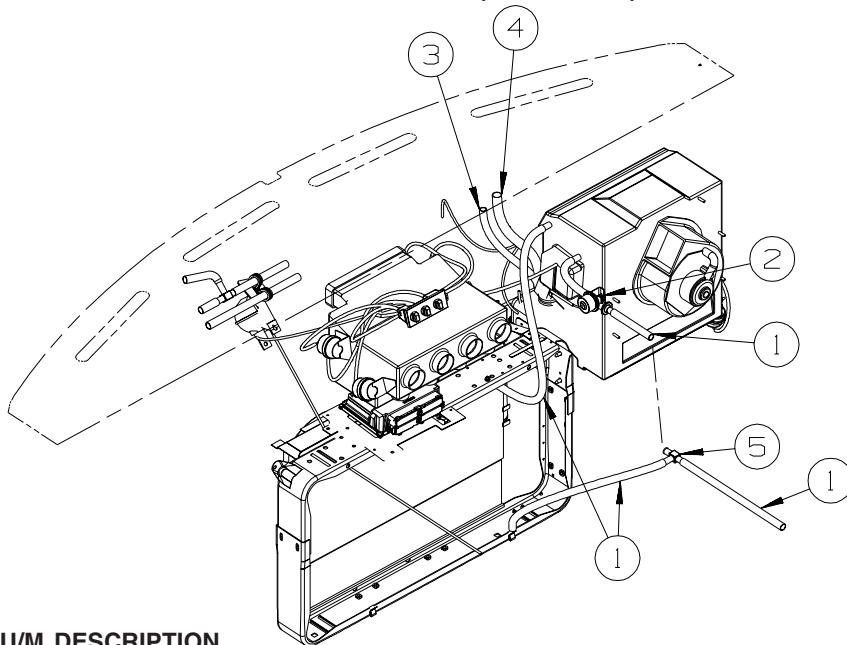
## HEATING & A/C GROUP AUTOMOTIVE



KEY	PART NUMBER	U/M	DESCRIPTION
1	007281-01-000	EA	HOSE - FLEXIBLE PVC - 2 1/2" ID X 50'
2	024990-05-000	EA	OUTLET - DEFROSTER - W/SWIVEL - 2" SLEEVE/4" OD - BLACK
3	136157-03-02B	EA	BRACKET - HEATER - E-COATED
4	077075-01-000	EA	GASKET - INSTRUMENT PANEL/DEFROSTER PLENUM - .6" X 10.2"
5	103017-03-000	EA	PLENUM - DEFROSTER
6	135265-01-04A	EA	VENT - DEFROSTER - PLASTIC - GLACIER
7	135803-04-01A	EA	LOUVER/A/C-CURVED/ADJ W/MOUNT HOLE- 2.5"X 5.8" F/2.5" HOSE
8*	103930-49-000	EA	CONTROL/PLENUM - LARGE ROTARY
9*	103930-55-000	EA	EVAPORATOR/HEATER - NONCHARGED - SINGLE OUTPUT
10	007076-01-000	EA	HOSE - FLEXIBLE PVC - 2" ID - INCREMENTS OF 50'
11	103016-03-000	EA	PLENUM - TRANSITION
12	083125-02-000	EA	BRACE
	113452-02-000	FT	SEAL/TRIM - FRONT - VINYL W/WIRE CARRIER - .027" - WHERE HOSES CROSS METAL
	103930-54-000	EA	MANUAL - OWNERS - HEATER/AC

**\*COMPONENT PARTS LISTED LATER IN THIS GROUP**

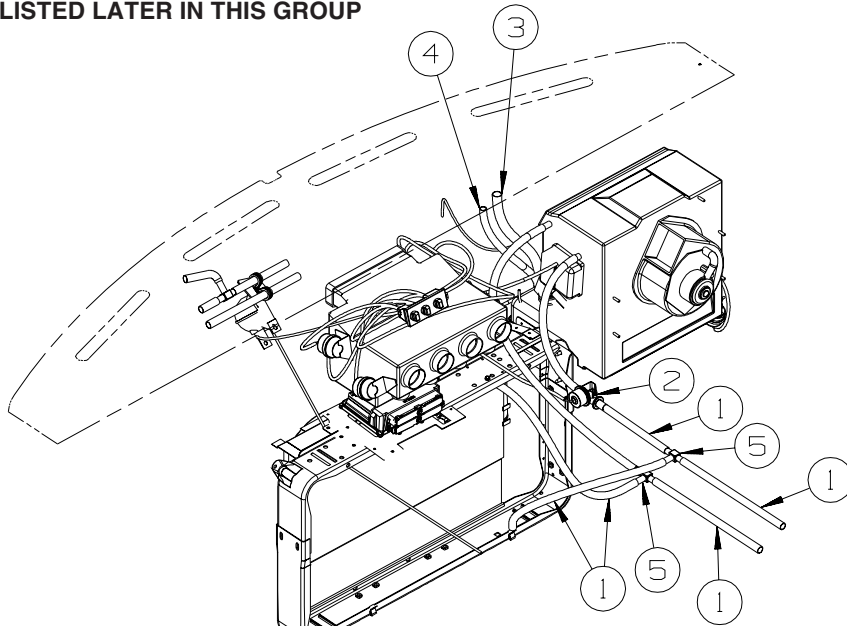
## HEATING & A/C GROUP (CONTINUED) AUTOMOTIVE (CONTINUED)



**WORKHORSE**

KEY	PART NUMBER	U/M	DESCRIPTION
1	007108-01-000	FT	HOSE - HEATER - 5/8" ID - HI-TEMP
2	103930-23-000	EA	VALVE/WATER - 2 PORT/VACUUM CONTROLLED - "NEW DESIGN"
3*	103930-46-000	EA	HOSE - EXPANSION BLOCK (EVAPORATOR) TO COMPRESSOR
4*	103930-47-000	EA	HOSE - EXPANSION VALVE (EVAPORATOR) TO DRIER
5	076776-01-000	EA	TEE - BEADED - 5/8" X 5/8" X 5/8"

**\*COMPONENT PARTS LISTED LATER IN THIS GROUP**



**FORD**

KEY	PART NUMBER	U/M	DESCRIPTION
1	007108-01-000	FT	HOSE - HEATER - 5/8" ID - HI-TEMP
2	103930-23-000	EA	VALVE/WATER - 2 PORT/VACUUM CONTROLLED - "NEW DESIGN"
3*	103930-44-000	EA	HOSE - EVAPORATOR/DRYER - #6
4*	103930-45-000	EA	HOSE - EVAPORATOR/COMPRESSOR - FORD
5	076776-01-000	EA	TEE - BEADED - 5/8" X 5/8" X 5/8"

**\*COMPONENT PARTS LISTED LATER IN THIS GROUP**

## HEATING & A/C GROUP (CONTINUED)

### COMPONENT PARTS FOR AUTOMOTIVE

#### 103930-44-000

KEY	PART NUMBER	U/M	DESCRIPTION	VENDOR NO
	103930-29-701	EA	O'RING F/LOW PRESSURE SWITCH	045-0483
	103930-44-700	EA	HOSE ASSEMBLY #6	085-0462
	113245-01-711	EA	O'RING #6	045-0129

#### 103930-45-000

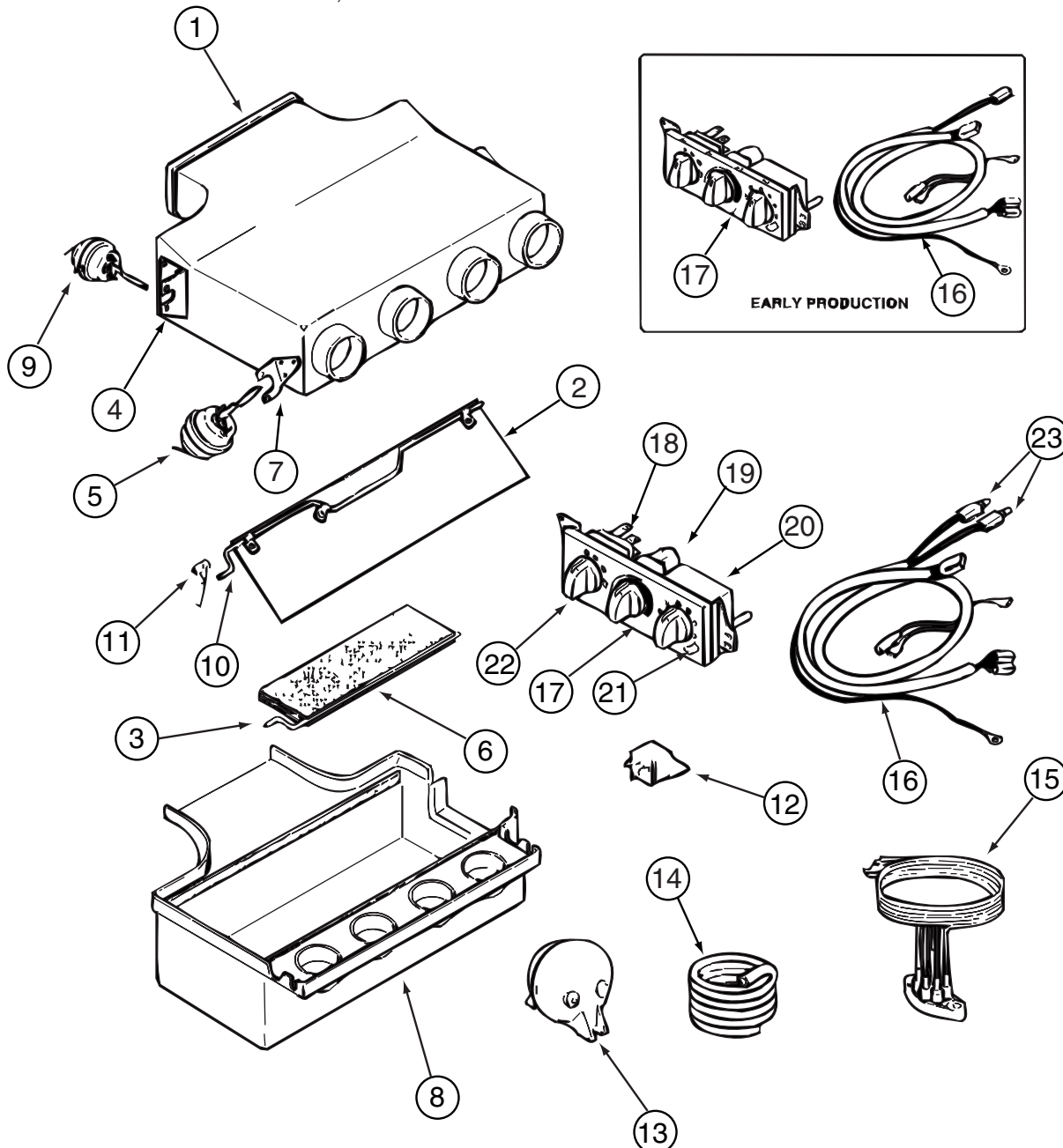
KEY	PART NUMBER	U/M	DESCRIPTION	VENDOR NO.
	103930-17-702	EA	O'RING #10	045-0127
	103930-45-700	EA	HOSE - #10 EVAP/COMP - 3'	085-0463

#### 103930-46-000

KEY	PART NUMBER	U/M	DESCRIPTION	VENDOR NO
	103930-17-702	EA	O'RING #10	045-0127
	103930-29-701	EA	O'RING F/LOW PRESSURE SWITCH	045-0483
	103930-46-700	EA	HOSE - #10 EVAP/COMP - 4.3'	085-0486

#### 103930-47-000

KEY	PART NUMBER	U/M	DESCRIPTION	VENDOR NO
	103930-47-700	EA	HOSE - #6-EVAP/DRIER - 2.2'	085-0485
	113245-01-710	EA	O'RING, #12	045-0128



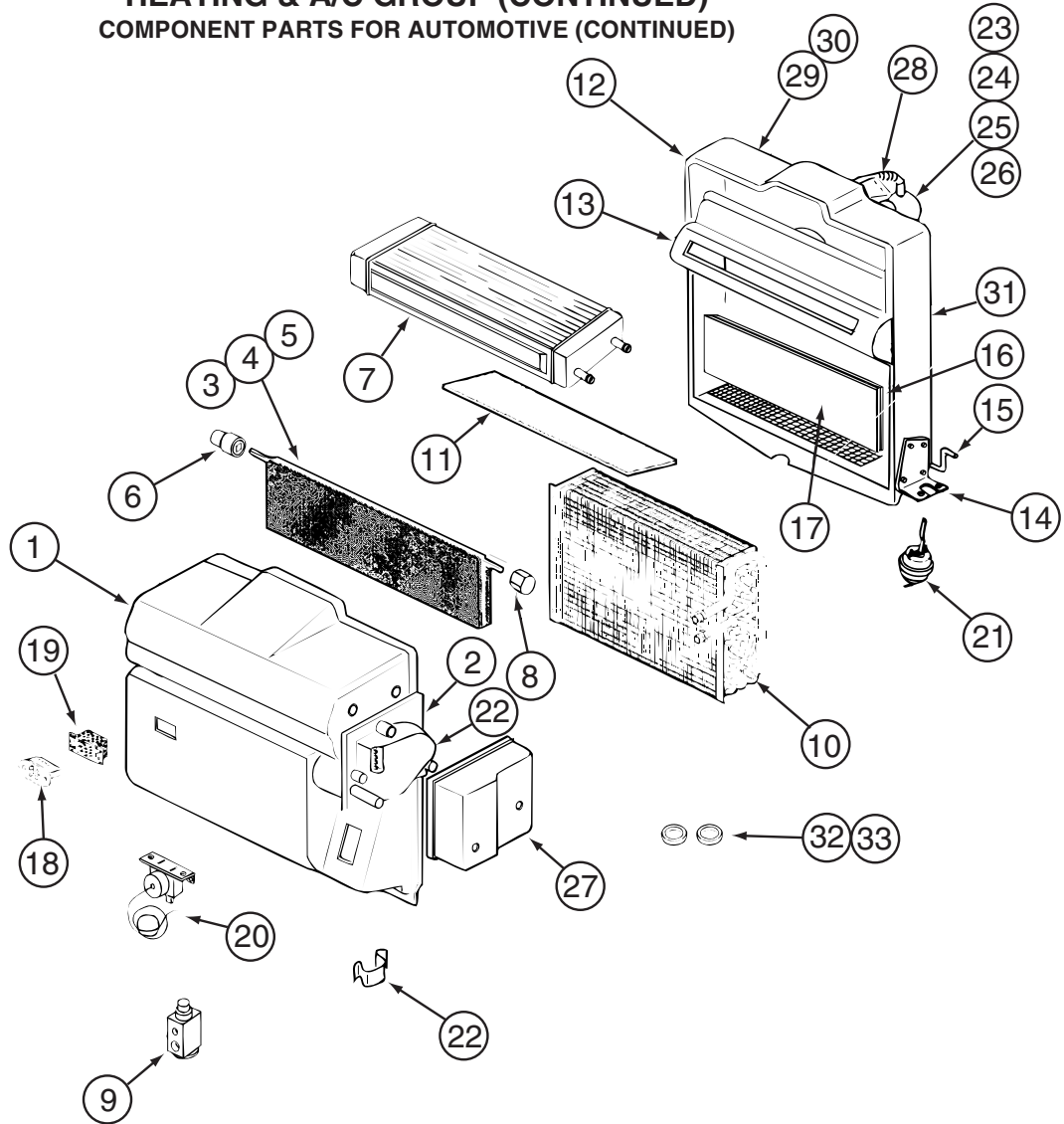
#### 103930-49-000

**HEATING & A/C GROUP (CONTINUED)**  
**COMPONENT PARTS FOR AUTOMOTIVE (CONTINUED)**

**103930-49-000 (CONTINUED)**

<b>KEY</b>	<b>PART NUMBER</b>	<b>U/M</b>	<b>DESCRIPTION</b>	<b>VENDOR NO.</b>
1	103930-39-705	EA	PLENUM - TOP	060-0482
2	103930-04-700	EA	DOOR - DEFROSTER-A/C	071-0149
3	103930-39-700	EA	ROD - DOOR - AC/HEAT	073-067
5	103930-02-708	EA	MOTOR-VACUUM SERVO, A/C	030-0025
6	103930-39-706	EA	PLATE - DOOR - A/C	071-0623
8	103930-39-707	EA	PLENUM - BOTTOM	060-0483
9	103930-33-701	EA	MOTOR - VACUUM, 3 STAGE	030-0105
10	103930-39-701	EA	ROD - DOOR - AC/DEFROST	073-0069
11	103930-39-704	EA	SPRING	022-0119
12	103930-02-707	EA	RELAY-BOSCH W/RESISTER	031-0001
13	103930-02-710	EA	CANISTER-VACUUM	054-0002
15	103930-33-703	EA	VACUUM HARNESS	036-0466
16	103930-49-700	EA	HARNESS - WIRE	036-556
16	103930-49-701	EA	HARNESS - WIRE W/BULBS	036-0557
17	103930-49-702	EA	CONTROL PANEL-RECESSED FACE	032-0054
17	103930-49-703	EA	CONTROL PANEL - NON RECESSED	083-0223
18	103930-49-704	EA	SWITCH - BLOWER	032-0332
19	103930-49-705	EA	POTENTIOMETER	032-0182
20	103930-49-706	EA	SWITCH - VACUUM	032-0185
21	103930-49-707	EA	DECAL CONTROL PANEL-N/RECESS	058-0144
22	103930-49-708	EA	KNOB - BLOWER - NONRECESSED	062-0620
23	103930-33-705	EA	LIGHT BULBS	035-0030
			CONTACT WINNEBAGO PART SALES FOR UNLISTED COMPONENT(S)	

**HEATING & A/C GROUP (CONTINUED)**  
**COMPONENT PARTS FOR AUTOMOTIVE (CONTINUED)**



103930-55-000

KEY	PART NUMBER	U/M	DESCRIPTION	VENDOR NO.
1	103930-55-701	EA	CASE - FRONT	062-0658
2	103930-30-701	EA	PLATE - MOTOR MOUNT	062-0544
3	103930-55-705	EA	DOOR - BLEND AIR	071-0892
6	103930-30-702	EA	BUSHING/DRIVE (BLEND DOOR)	062-0168
7	103930-55-706	EA	CORE - HEATER - W/GASKET	084-0271
8	103930-30-709	EA	COUPLING - BLEND DOOR SHAFT	062-0634
9	103930-20-700	EA	VALVE-EXPANSION-BLOCK, 2 TON	034-0032
10	103930-55-700	EA	CORE-EVAPORATOR	041-00168
12	103930-55-702	EA	CASE-REAR	062-0657
14	103930-01-708	EA	BRACKET-VACUUM MOTOR	070-0113
15	103930-20-704	EA	ROD-DOOR-RECIRCULATING	073-0018
16	103930-55-707	EA	DOOR - RECIRCULATION	071-0891
18	103930-01-710	EA	RESISTOR-FUSED, A/C 4 TERM	035-0006
20	103930-01-711	EA	THERMOSTAT	033-0003
21	103930-02-708	EA	MOTOR-VACUUM SERVO, A/C	030-0025
22	103930-30-703	EA	MOTOR - SERVO	030-0104
23	103930-20-707	EA	HOUSING-BLOWER	062-0145
24	103930-55-703	EA	MOTOR-BLOWER W/O PIGTAIL	030-0137
25	103930-01-717	EA	WHEEL-BLOWER, CLOCKWISE	062-0010
26	103930-20-708	EA	CLIP-MOTOR SHAFT	022-0001
27	103930-30-704	EA	COVER - SERVO	062-0545
32	113245-01-707	EA	O'RING #8	045-0126
33	103930-17-702	EA	O'RING #10	045-0127
	103930-55-704	EA	CORE-HEATER	042-0059
	110279-01-703	EA	HOSE-VENT F/BLOWER MOTOR	051-0034

CONTACT WINNEBAGO PART SALES FOR UNLISTED COMPONENT(S)



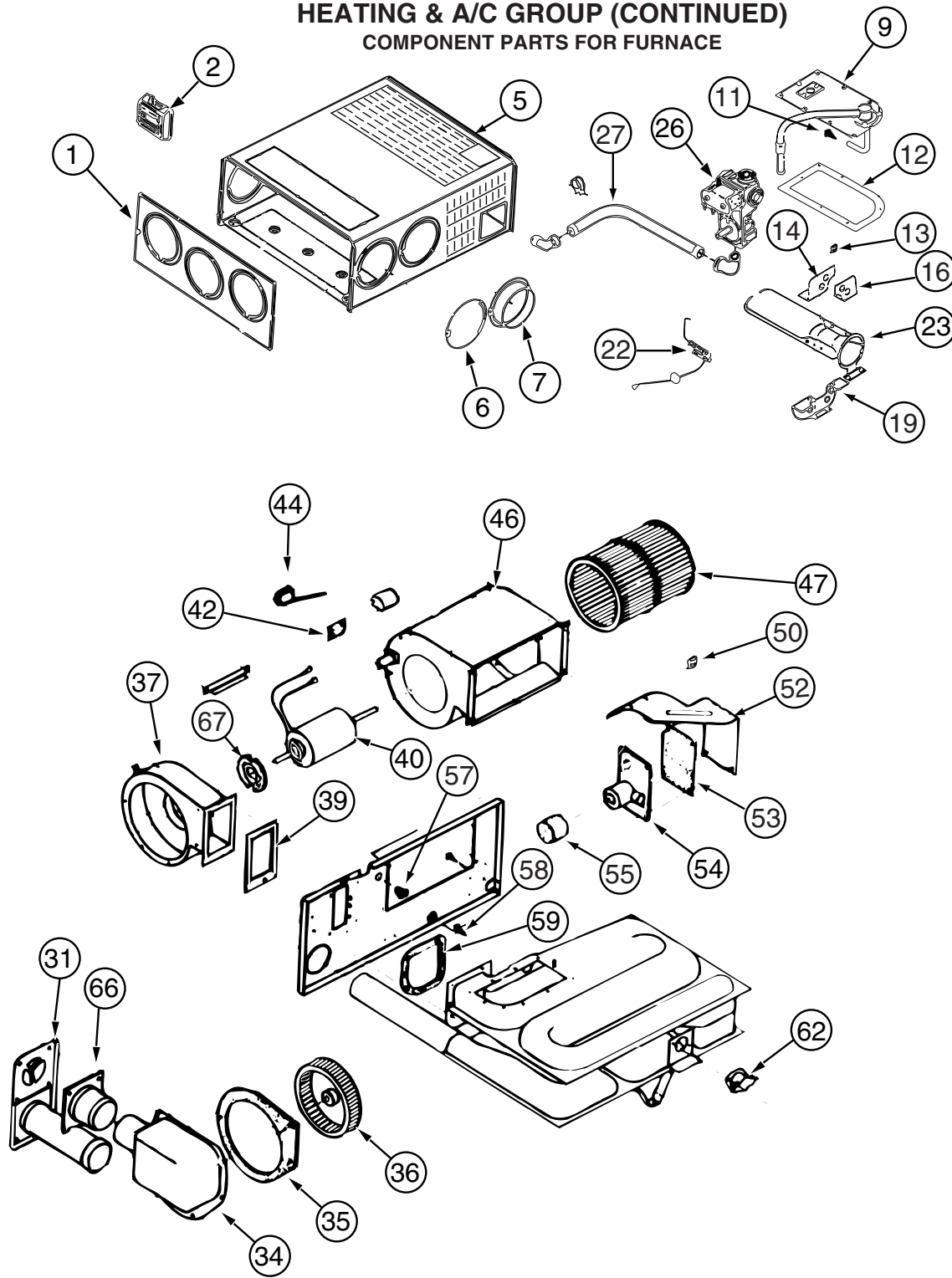
## HEATING & A/C GROUP (CONTINUED)

### FURNACE

KEY	PART NUMBER	U/M	DESCRIPTION
*	143563-01-000	EA	FURNACE - 35000 BTU/HIGH QUIET - SUBURBAN SH-35 2322 - <b>35,000 BTU FURNACE</b>
*	143563-02-000	EA	FURNACE - 40000 BTU HIGH QUIET - SUBURBAN SH-40 2322 - <b>40,000 BTU FURNACE</b>
	093614-13-02A	EA	GRILLE - AIR RETURN - 15.9" X 11.9" - BEIGE
	093614-15-02A	EA	GRILL - RETURN AIR - DURA BEIGE
	126693-05-02B	EA	PANEL - EXHAUST/FURNACE - E-COATED
	137965-01-01A	EA	REGISTER - 11.2" X 3.6"(9.7 X 2.1"R/O) W/O DAMPER- ANT BRS
	137965-01-02A	EA	REGISTER - 11.2" X 3.6"(9.7 X 2.1"R/O) W/O DAMPER-ANT PWTR - <b>STAINLESS STEEL PKG.</b>
	137965-02-01A	EA	REGISTER - 11.2" X 3.6"(9.7 X 2.1"R/O) W/DAMPER - ANT BRS
	137965-02-02A	EA	REGISTER - 11.2" X 3.6"(9.7 X 2.1"R/O) W/DAMPER - ANT PWTR - <b>STAINLESS STEEL PKG.</b>
	137965-03-01A	EA	REGISTER -11.2" X 3.6"(9.7 X 2.1"R/O) W/O DAMPER - W/O SCREW HOLES/VINYL FLOOR
	137965-03-02A	EA	REGISTER - 11.2"X3.6" W/O DMPPR-W/O SCREW HOLES/VINYL FLOOR - <b>STAINLESS STEEL PKG.</b>
	137965-04-01A	EA	REGISTER - 11.2" X 3.6"(9.7 X 2.1"R/O) W/DAMPER - ANT BRS
	137965-04-02A	EA	REGISTER - 11.2" X 3.6"(9.7 X 2.1"R/O) W/DAMPER - ANT PWTR - <b>STAINLESS STEEL PKG.</b>
	139980-06-000	EA	VENT CAP
	141337-01-01A	EA	GASKET - FURNACE
	143563-03-01A	EA	DOOR/ACCESS - FURNACE - W/FRAME - WHITE
	143563-03-02A	EA	DOOR/ACCESS - FURNACE - W/FRAME - BLACK - <b>FULL BODY PAINT</b>
	143563-04-000	EA	PLATE END - COLLAR
	143563-05-000	EA	GASKET - FIBERGLASS - SUBURBAN #071018
	024990-08-000	EA	OUTLET - DEFROSTER - W/O SWIVEL - 2" SLEEVE/4" OD - WHITE
	105290-01-000	SF	INSULATION - AIR POCKET W/FOIL
	092776-01-000	EA	ADAPTER - DUCT - 2"
	009198-02-000	EA	DUCT - HEAT - FLEXIBLE - 2" ID X 25'
	134651-01-000	FT	SEAL - 1/2" X 3/4" PSA 1 SIDE
	141194-03-02B	EA	PANEL - CLOSEOUT - FURNACE - E-COATED

**\*COMPONENT PARTS LISTED LATER IN THIS GROUP**

**HEATING & A/C GROUP (CONTINUED)**  
**COMPONENT PARTS FOR FURNACE**



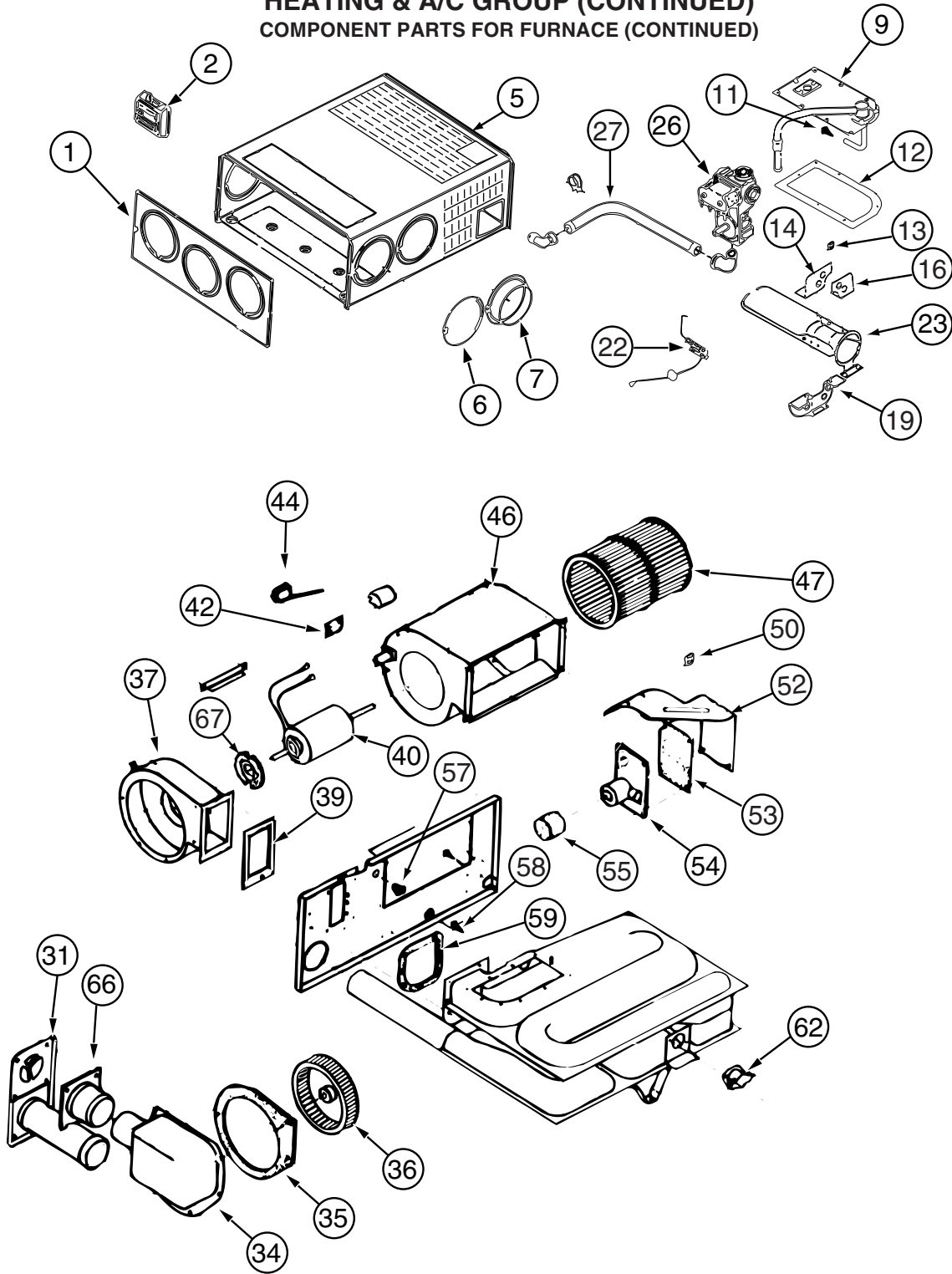
143563-01-000

**HEATING & A/C GROUP (CONTINUED)  
COMPONENT PARTS FOR FURNACE (CONTINUED)**

**143563-01-000 (CONTINUED)**

<b>KEY</b>	<b>PART NUMBER</b>	<b>U/M</b>	<b>DESCRIPTION</b>	<b>VENDOR NO.</b>
1	143563-01-700	EA	CABINET - FRONT	101907
2			12 VOLT WIRING AREAS FOR CORRECT THERMOSTAT	
5	143563-01-701	EA	CABINET	101921
7	075696-02-703	EA	COLLAR - DUCT	050715
9	143563-01-702	EA	MANIFOLD ASSEMBLY	171599
11	143563-01-703	EA	ORFICE - MAIN BURNER	180308
12	098668-22-703	EA	GASKET - BURNER ACCESS COVER	070811
14	143563-01-704	EA	PLATE - SECONDARY AIR/TOP BACK	063199
16	143563-01-705	EA	PLATE - SECONDARY AIR/TOP FRT	062936
19	143563-01-706	EA	PLATE - SECONDARY AIR/BOTTOM	062938
22	139980-01-701	EA	ELECTRODE	232286
23	098668-02-700	EA	BURNER ASSEMBLY,SF-30 & SF35	010745
26	098668-01-718	EA	VALVE-GAS SF S.N.974903079	161122
27	143563-01-707	EA	PIPE ASSEMBLY (GAS INLET)	171603
31	098668-01-707	EA	TUBE ASSEMBLY, EXHAUST W/CAP	260231
34	143563-01-708	EA	BOX ASM (COMB. AIR INTAKE)	051430BK
35	143563-01-709	EA	GASKET (COMB. AIR HOUSING)	071108
36	143563-01-710	EA	WHEEL (COMBUSTION AIR)	350199
37	143563-01-711	EA	HOUSING (COMBUSTION AIR)	390862BK
39	143563-01-715	EA	GASKET-FIREWALL/COMB. AIR	071107
40	143563-01-712	EA	MOTOR ASSEMBLY	232727
42	101990-01-714	EA	GASKET-MICROSWITCH	230877
44	098668-21-700	EA	SWITCH-MICRO-W/O FLAG 3 1/4"	232261
46	143563-01-713	EA	BLOWER ASSEMBLY(ROOM AIR)	390867BK
47	143563-01-714	EA	WHEEL - ROOM AIR	350198
50	139980-01-710	EA	SWITCH - ON/OFF	232351
52	139980-01-711	EA	PANEL ASSEMBLY-MODULE BD	101663
53	139980-01-712	EA	INSULATOR - MODULE BD	070807
54	098668-22-705	EA	MODULE BD W/RELAY TIME DELAY	520820
55	139980-01-713	EA	CAP/INSULATOR-MODULE BD	070973
57	139980-01-714	EA	BUSHING - UNIVERSAL	070362
58	139980-01-715	EA	BUSHING - STRAIN RELIEF	231809
59	098668-01-716	EA	GASKET-FIREWALL,CHAMBER SIDE	070808
62	098668-21-701	EA	SWITCH - LIMIT	232504
66	098668-01-713	EA	TUBE ASSEMBLY, INTAKE	051248
67	075697-07-703	EA	GASKET - MOTOR	070448
	143563-01-716	EA	CHAMBER ASM. - FINAL	
			CONTACT WINNEBAGO PART SALES FOR UNLISTED COMPONENT(S)	

**HEATING & A/C GROUP (CONTINUED)**  
**COMPONENT PARTS FOR FURNACE (CONTINUED)**



143563-02-000

**HEATING & A/C GROUP (CONTINUED)**  
**COMPONENT PARTS FOR FURNACE (CONTINUED)**

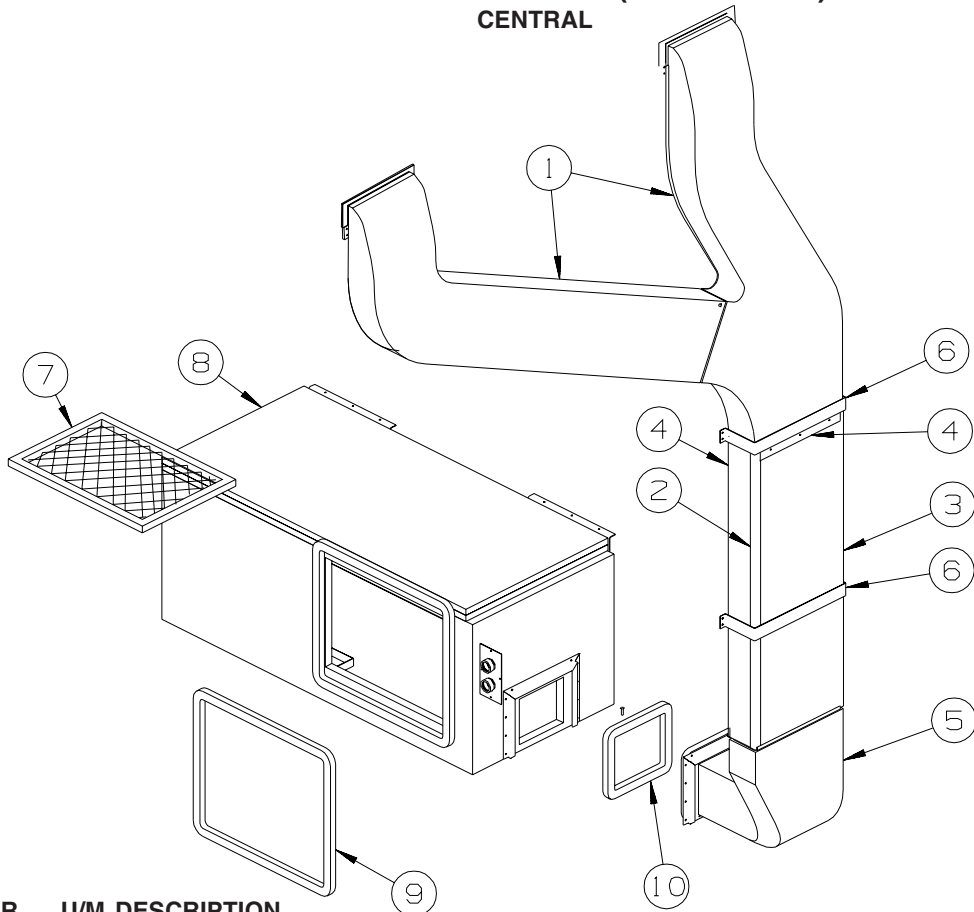
**143563-02-000 (CONTINUED)**

<b>KEY</b>	<b>PART NUMBER</b>	<b>U/M</b>	<b>DESCRIPTION</b>	<b>VENDOR NO.</b>
1	143563-01-700	EA	CABINET - FRONT	101907
2			SEE 12 VOLT WIRING AREAS FOR CORRECT THERMOSTAT	
5	143563-02-700	EA	CABINET	101915
7	075696-02-703	EA	COLLAR - DUCT	050715
9	143563-01-702	EA	MANIFOLD ASSEMBLY	171599
11	143563-02-701	EA	ORFICE - MAIN BURNER	180309
12	098668-22-703	EA	GASKET - BURNER ACCESS COVER	070811
14	143563-02-702	EA	PLATE - SECONDARY AIR/TOP BACK	063198
16	143563-02-703	EA	PLATE - SECONDARY AIR/TOP FRT	062933
19	143563-02-704	EA	PLATE - SECONDARY AIR/BOTTOM	062935
22	139980-01-701	EA	ELECTRODE	232286
23	098668-11-701	EA	BURNER ASSEMBLY, SF-42F	010799
26	098668-01-718	EA	VALVE-GAS SF S.N.974903079	161122
27	143563-01-707	EA	PIPE ASSEMBLY (GAS INLET)	171603
31	098668-01-707	EA	TUBE ASSEMBLY, EXHAUST W/CAP	260231
34	143563-01-708	EA	BOX ASM (COMB. AIR INTAKE)	051430BK
35	143563-01-709	EA	GASKET (COMB. AIR HOUSING)	071108
36	143563-01-710	EA	WHEEL (COMBUSTION AIR)	350199
37	143563-01-711	EA	HOUSING (COMBUSTION AIR)	390862BK
39	143563-01-715	EA	GASKET-FIREWALL/COMB. AIR	071107
40	143563-02-705	EA	MOTOR ASSEMBLY	232726
42	101990-01-714	EA	GASKET-MICROSWITCH	230877
44	098668-21-700	EA	SWITCH-MICRO-W/O FLAG 3 1/4"	232261
46	143563-01-713	EA	BLOWER ASSEMBLY(ROOM AIR)	390867BK
47	143563-01-714	EA	WHEEL - ROOM AIR	350198
50	139980-01-710	EA	SWITCH - ON/OFF	232351
52	139980-01-711	EA	PANEL ASSEMBLY-MODULE BD	101663
53	139980-01-712	EA	INSULATOR - MODULE BD	070807
54	098668-22-705	EA	MODULE BD W/RELAY TIME DELAY	520820
55	139980-01-713	EA	CAP/INSULATOR-MODULE BD	070973
57	139980-01-714	EA	BUSHING - UNIVERSAL	070362
58	139980-01-715	EA	BUSHING - STRAIN RELIEF	231809
59	098668-01-716	EA	GASKET-FIREWALL,CHAMBER SIDE	070808
62	143563-02-706	EA	SWITCH - LIMIT	232735
66	098668-01-713	EA	TUBE ASSEMBLY, INTAKE	051248
67	075697-07-703	EA	GASKET - MOTOR	070448
	143563-02-707	EA	CHAMBER ASM. - FINAL	021172BK
			CONTACT WINNEBAGO PART SALES FOR UNLISTED COMPONENT(S)	

**REAR HEATER**

<b>KEY</b>	<b>PART NUMBER</b>	<b>U/M</b>	<b>DESCRIPTION</b>
	147610-01-000	EA	HEATER - AUTO/AUX
	147610-02-000	EA	HEATER - AUTO/AUX - <b>G38J ONLY</b>
	007108-01-000	FT	HOSE - HEATER - 5/8" ID - HI-TEMP
	076776-01-000	EA	TEE - BEADED - 5/8" X 5/8" X 5/8"
	079059-01-000	EA	HOSE - 90 DEGREE - 5/8"ID X 4" X 36"
	079059-13-000	EA	HOSE - 90 DEGREE - .61"ID X 4" X 48"
	137965-01-01A	EA	REGISTER - 11.2" X 3.6"(9.7 X 2.1"R/O) W/O DAMPER- ANT BRS
	137965-01-02A	EA	REGISTER - 11.2" X 3.6"(9.7 X 2.1"R/O) W/O DAMPER-ANT PWTR - <b>STAINLESS STEEL PACKAGE</b>

## HEATING & A/C GROUP (CONTINUED) CENTRAL

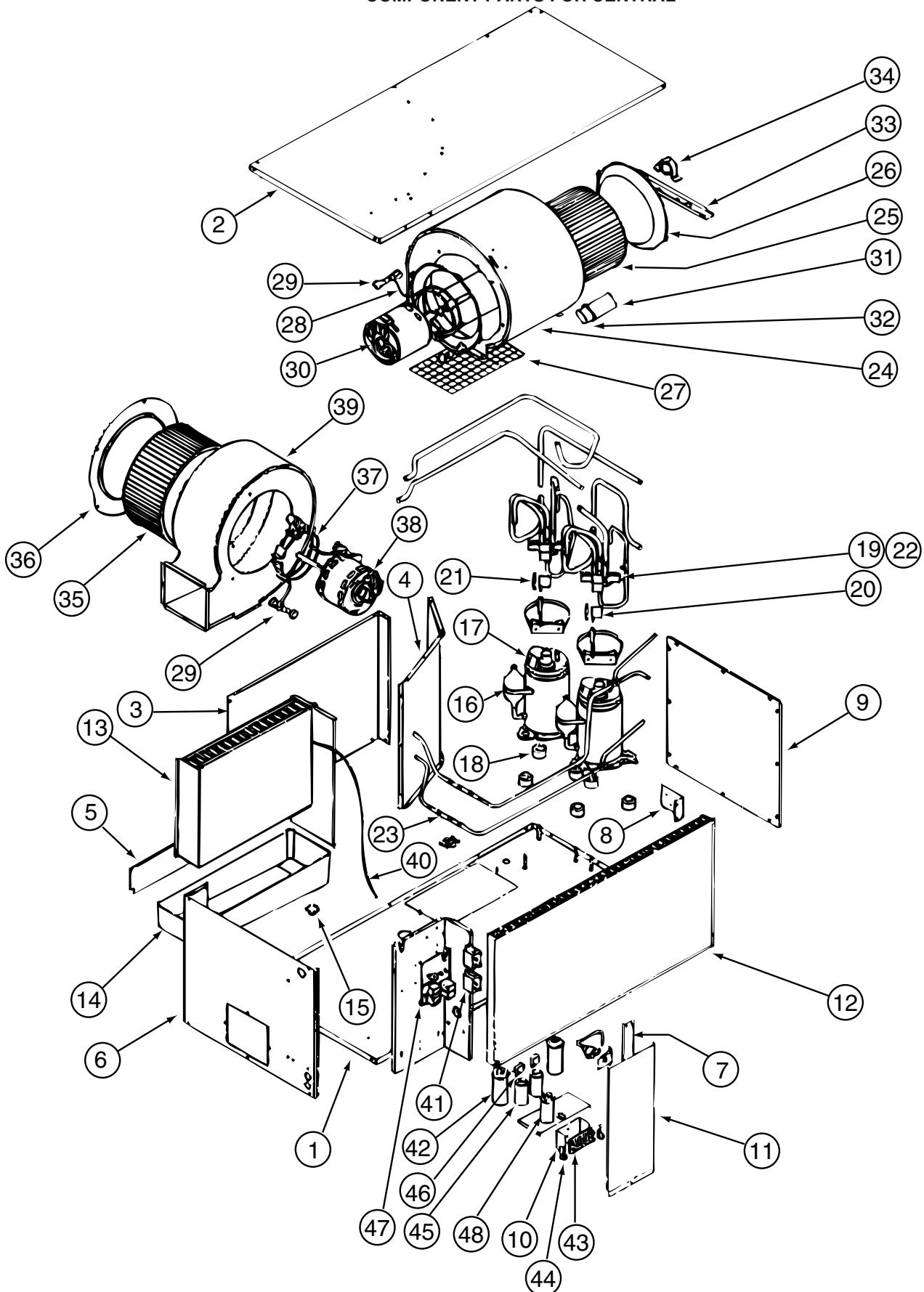


KEY	PART NUMBER	U/M	DESCRIPTION
1	M09204-01-000	EA	DUCT/AC - UPPER RIGHT HAND & LEFT HAND
	128862-01-000	EA	DUCT/AIR - UPPER LEFT HAND
	128868-01-000	EA	DUCT/AIR - UPPER RIGHT HAND
	105290-01-000	SF	INSULATION - AIR POCKET W/FOIL
2	130262-03-000	EA	PROTECTOR - CORNER SAVER - .7" X .7" X 48"
3	117870-09-01A	EA	PLENUM - A/C
4	115886-11-02A	EA	RETAINER - SIDEWALL - MILL - 11.8"
5	P38842-01-000	EA	DUCT - CENTRAL AIR/FORCED - W/INSULATION - LOWER
	105290-01-000	SF	INSULATION - AIR POCKET W/FOIL
6	129047-01-02B	EA	STRAP/MOUNTING - AIR DUCT - E-COATED
7	109050-02-000	EA	FILTER/FURNACE-AC - FIBERGLASS - 1" X 14" X 20" - G38G USES 2, ALL OTHER G-SERIES USE 1
7	109050-03-000	EA	FILTER/FURNACE-AC - FIBERGLASS - 1" X 10" X 20" - G33V ONLY
8*	105620-12-000	EA	A/C - CENTRAL - RIGHT HAND/HEAT PUMP - 12,000 BTU COMP
9	134588-01-000	EA	GASKET - DUCT - 15.5" X 18.2" IS - 17.4" X 20.2" OS
10	134588-02-000	EA	GASKET - DUCT - 6.4" X 7.4" IS - 8.3" X 9.4" OS

\*COMPONENT PARTS LISTED LATER IN THIS GROUP

# HEATING & A/C GROUP (CONTINUED)

## COMPONENT PARTS FOR CENTRAL



105620-12-000

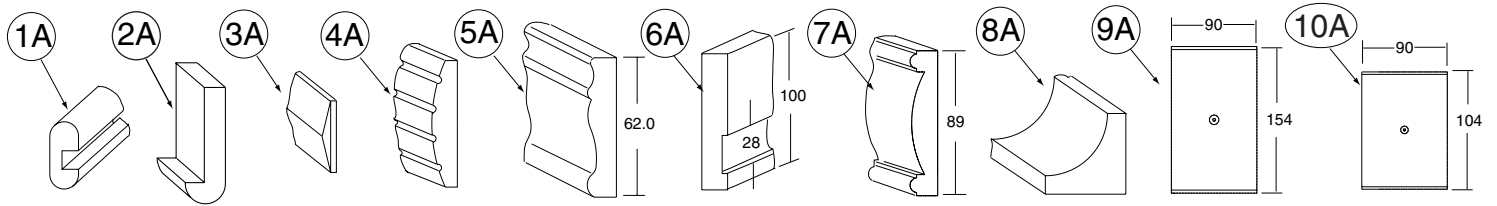


**HEATING & A/C GROUP (CONTINUED)**  
**COMPONENT PARTS FOR CENTRAL (CONTINUED)**

**105620-12-000 (CONTINUED)**

KEY	PART NUMBER	U/M	DESCRIPTION	VENDOR NO.
10	105620-01-733	EA	ISOLATOR-HIGH VOLTAGE	6795-117
11	105620-10-716	EA	DOOR - ELECTRIC BOX	6535B346
12	105620-12-701	EA	COIL - CONDENSER	1452A1621
13	105620-12-702	EA	COIL - EVAPORATOR	1452A1611
15	105620-12-703	EA	VALVE - DRAIN	6795-200
16	105620-12-704	EA	COMPRESSOR	1450-2149
				FROM: 00-00-00 THRU: 07-27-03
16	105620-12-723	EA	COMPRESSOR (PANASONIC)	1450-2229
				FROM: 07-28-03 THRU: 99-99-99
17	105620-12-705	EA	OVERLOAD	1450-0081
18	105620-01-706	EA	MOUNTING PKG.,COMP., 3 PER	6759-3081
19	105620-12-706	EA	REVERSING VALVE ASSEMBLY #1	6535A533
				FROM: 00-00-00 THRU: 07-27-03
	105620-12-707	EA	REVERSING VALVE ASSEMBLY #2	6535-5321
				FROM: 00-00-00 THRU: 07-27-03
19	105620-12-724	EA	REVERSING VALVE ASSEMBLY	6535-535
				FROM: 07-28-03 THRU: 99-99-99
20	105620-12-708	EA	COIL - SOLENOID	1460-1081
21	105620-12-709	EA	WIRE HARNESS-REVERSING VALVE	6536-111
22	105620-12-710	EA	VALVE - REVERSE ONLY	1454A350
23	105620-12-711	EA	RESTRICTOR - BY FLOW	1454-2521
24	105620-10-718	EA	BLOWER HOUSING/OUTSIDE AIR	6536-515
25	105620-01-713	EA	WHEEL-BLOWER/OUTSIDE AIR	1472-1011
26	105620-01-714	EA	VENTURI-BLOWER/OUTSIDE AIR	6795A150
28	105620-01-715	EA	MOUNT-BLOWER/OUTSIDE AIR	6795A3011
29	105620-01-716	EA	SLEEVE & GROMMET, 4 PER PKKG.	6795A3031
30	105620-10-721	EA	MOTOR/BLOWER-8 3/4" SHAFT	1468A3029
31	105620-01-718	EA	CAPACITOR-FAN (OUTDOOR MOTOR))	1499-5631
32	105620-10-715	EA	RUBBER CAPACITOR BOOT	1499-951
33	105620-10-700	EA	BEARING BRACKET/OUTSIDE AIR	6536-514
34	105620-10-701	EA	BEARING/PILLOW BLOCK-O/S AIR	6536-3011
35	105620-11-701	EA	BLOWER WHEEL/INSIDE AIR	1472-1151
36	105620-12-715	EA	BLOWER VENTURI/INSIDE AIR	6535A287
37	105620-01-723	EA	MOUNT-BLOWER MOTOR - I/S AIR	6795-302
38	105620-12-716	EA	BLOWER MTR/IN AIR/REVERSIBLE	1468-3219
39	105620-11-706	EA	MOTOR/BLOWER KIT	6535B5901
				FROM: 07-28-03 THRU: 99-99-99
40	105620-12-719	EA	COIL SENSOR	7330A3231
41	105620-01-729	EA	RELAY-COMPRESSOR -4 TERMINAL	1460-1131
42	126859-01-703	EA	CAPACITOR - RUN	1499-5671
				FROM: 00-00-00 THRU: 07-27-03
42	105620-12-725	EA	COMPRESSOR RUN CAPACITOR	1499-5731
				FROM: 07-28-03 THRU: 99-99-99
43	105620-01-738	EA	BOARD-TERMINAL, HIGH VOLTAGE	6795-315
46	105620-10-705	EA	PTCR (START DEVICE) - W/CAP.	8333A9021
47	105620-12-720	EA	KIT-CIRCUIT BD (6535-SERIES)	6535-3209
				FROM: 00-00-00 THRU: 07-27-03
47	105620-12-721	EA	CIRCUIT BD (6535 A SERIES)	6535A3201
48	093763-01-704	EA	CAPACITOR-FAN (INDOOR MOTOR)	1499-5461
	105620-10-720	EA	FUSE/BUSS(8AMP/250V) 2 PKG	6535-3081
			CONTACT WINNEBAGO PART SALES FOR UNLISTED COMPONENT(S)	

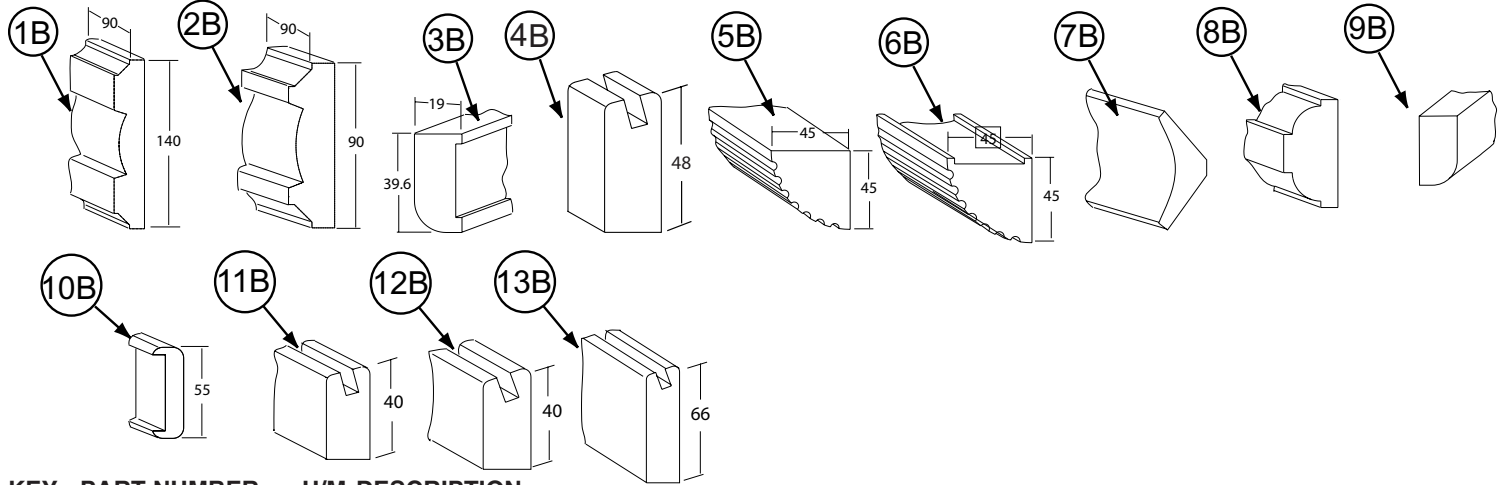
**INTERIOR FINISH GROUP**  
**MOLDINGS & TRIMS**  
**PORTSMOUTH OAK, CONCERT CHERRY, WASHED MAPLE & SIERRA MAPLE**



KEY	PART NUMBER	U/M	DESCRIPTION
1A	M09412-62-N42	EA	MOLDING/SHELF EDGE - .6" X 1.3" X 96" - PORTSMOUTH OAK
1A	M09412-62-M52	EA	MOLDING/SHELF EDGE - .6" X 1.3" X 96" - CHERRY - CONCERT CHERRY
1A	M09412-62-M62	EA	MOLDING/SHELF EDGE - .6" X 1.3" X 96" - WASHED MAPLE - WASHED MAPLE
1A	M09412-62-RC3	EA	MOLDING/SHELF EDGE - .6" X 1.3" X 96" - HONEY CHERRY - HONEY CHERRY
1A	M09412-62-SA3	EA	MOLDING/SHELF EDGE - .6" X 1.3" X 96" - MAPLE - SIERRA MAPLE
2A	M09438-25-N95	EA	MOLDING - HARDWOOD-W/NOTCH - 1.4"X 80.2" - OAK/PORTS OAK - PORTSMOUTH OAK
2A	M09438-25-N94	EA	MOLDING - HARDWOOD-W/NOTCH - 1.4"X 80.2" - CHERRY/CHERRY IV - CONCERT CHERRY
2A	M09438-25-NQ0	EA	MOLDING - HARDWOOD-W/NOTCH - 1.4"X 80.2" - MAPLE/WASHED MP - WASHED MAPLE
2A	M09438-25-RA3	EA	MOLDING - HARDWOOD-W/NOTCH - 1.4"X 80.2" - CHERRY/HONEY - HONEY CHERRY
2A	M09454-33-PC0	EA	MOLDING - HARDWOOD-W/NOTCH - 1"X 77.6" - OAK/PORTS OAK - PORTSMOUTH OAK
2A	M09454-33-PC1	EA	MOLDING - HARDWOOD-W/NOTCH - 1"X 77.6" - CHERRY/CHERRY IV - CONCERT CHERRY
2A	M09454-33-PC2	EA	MOLDING - HARDWOOD-W/NOTCH - 1"X 77.6" - MAPLE/WASHED MP - WASHED MAPLE
2A	M09454-33-RA3	EA	MOLDING - HARDWOOD-W/NOTCH - 1"X 77.6" - CHERRY/HONEY - HONEY CHERRY
3A	M09454-62-P54	EA	MOLDING - TRIM/VEE - .2" X 1" X 3.5" - OAK - PORTSMOUTH OAK
3A	M09454-62-P55	EA	MOLDING - TRIM/VEE - .2" X 1" X 3.5" - CHERRY - CONCERT CHERRY
3A	M09454-62-P56	EA	MOLDING - TRIM/VEE - .2" X 1" X 3.5" - MAPLE - WASHED MAPLE
3A	M09454-62-RE0	EA	MOLDING - TRIM/VEE - .2" X 1" X 3.5" - CHERRY - HONEY CHERRY
3A	M09462-50-R74	EA	MOLDING - TRIM/VEE - .2" X 1" X 93.5" - PORTSMOUTH OAK
3A	M09462-50-R75	EA	MOLDING - TRIM/VEE - .2" X 1" X 93.5" - CHERRY/CHERRY - CONCERT CHERRY
3A	M09462-50-R76	EA	MOLDING - TRIM/VEE - .2" X 1" X 93.5" - MAPLE/MAPLE - WASHED MAPLE
3A	M09462-50-SD3	EA	MOLDING - TRIM/VEE - .2" X 1" X 93.5" - HONEY/CHERRY - HONEY CHERRY
3A	M09462-50-S67	EA	MOLDING - TRIM/VEE - .2" X 1" X 93.5" - SIERRA/MAPLE - SIERRA MAPLE
4A	M09462-54-R89	EA	MOLDING - FLUTED, CURVED - .6" X 6" X 82.7" - PORTSMOUTH OAK
4A	M09462-54-R90	EA	MOLDING - FLUTED, CURVED - .6" X 6" X 82.7" - CONCERT CHERRY
4A	M09462-54-R91	EA	MOLDING - FLUTED, CURVED - .6" X 6" X 82.7" - WASHED MAPLE
4A	M09462-54-RE3	EA	MOLDING - FLUTED, CURVED - .6" X 6" X 82.7" - HONEY CHERRY
4A	M09471-09-R89	EA	MOLDING - STAINED - 4" X 8' - PORTSMOUTH OAK
4A	M09471-09-R90	EA	MOLDING - STAINED - 4" X 8' - CONCERT CHERRY
4A	M09471-09-R91	EA	MOLDING - STAINED - 4" X 8' - WASHED MAPLE
4A	M09471-09-RE3	EA	MOLDING - STAINED - 4" X 8' - HONEY CHERRY
4A	Y00202-42-438	EA	MOLDING - FLUTED - .75" X 3.5" X 96" - UNSTAINED - OAK
4A	Y00202-32-438	EA	MOLDING - FLUTED - .75" X 3.5" X 96" - UNSTAINED - CHERRY
4A	Y00202-22-438	EA	MOLDING - FLUTED - .75" X 3.5" X 96" - UNSTAINED - MAPLE
5A	M09462-66-R74	EA	TRIM - RAIL - .5" X 2.4" X 96" - PORTSMOUTH OAK
5A	M09462-66-R75	EA	TRIM - RAIL - .5" X 2.4" X 96" - CONCERT CHERRY
5A	M09462-66-R76	EA	TRIM - RAIL - .5" X 2.4" X 96" - WASHED MAPLE
5A	M09462-66-RE0	EA	TRIM - RAIL - .5" X 2.4" X 96" - HONEY CHERRY
5A	M09462-66-SA3	EA	TRIM - RAIL - .5" X 2.4" X 96" - SIERRA MAPLE
6A	M09471-20-R83	EA	MOLDING - STAINED - .75" X 4" X 74.6" - PORTSMOUTH OAK
6A	M09471-20-R84	EA	MOLDING - STAINED - .75" X 4" X 74.6" - CONCERT CHERRY
6A	M09471-20-R91	EA	MOLDING - STAINED - .75" X 4" X 74.6" - WASHED MAPLE
6A	M09471-20-RE0	EA	MOLDING - STAINED - .75" X 4" X 74.6" - HONEY CHERRY
7A	M09471-40-R83	EA	MOLDING - STAINED - .7" X 3.5" X 70.4" - PORTSMOUTH OAK
7A	M09471-40-R84	EA	MOLDING - STAINED - .7" X 3.5" X 70.4" - CONCERT CHERRY
7A	M09471-40-SD2	EA	MOLDING - STAINED - .7" X 3.5" X 70.4" - WASHED MAPLE
7A	M09471-40-RE0	EA	MOLDING - STAINED - .7" X 3.5" X 70.4" - HONEY CHERRY
8A	M09471-79-R38	EA	MOLDING - TRIM/COVE - .8" X .8" X 95.8" - OAK/PORTS OAK - PORTSMOUTH OAK
8A	M09471-79-R39	EA	MOLDING - TRIM/COVE - .8" X .8" X 95.8" - CHERRY/CHERRY - CONCERT CHERRY
8A	M09471-79-R46	EA	MOLDING - TRIM/COVE - .8" X .8" X 95.8" - MAPLE/MAPLE - WASHED MAPLE
8A	M09471-79-RE0	EA	MOLDING - TRIM/COVE - .8" X .8" X 95.8" - HONEY/CHERRY - HONEY CHERRY
8A	M09471-79-SA3	EA	MOLDING - TRIM/COVE - .8" X .8" X 95.8" - HONEY/MAPLE - SIERRA MAPLE
9A	P49186-01-SA0	EA	MOLDING/BLOCK - PORTSMOUTH OAK
9A	P49186-01-SA1	EA	MOLDING/BLOCK - CONCERT CHERRY
9A	P49186-01-SA2	EA	MOLDING/BLOCK - WASHED MAPLE
9A	P49186-01-SA3	EA	MOLDING/BLOCK - SIERRA MAPLE

**INTERIOR FINISH GROUP (CONTINUED)**  
**MOLDINGS & TRIMS (CONTINUED)**

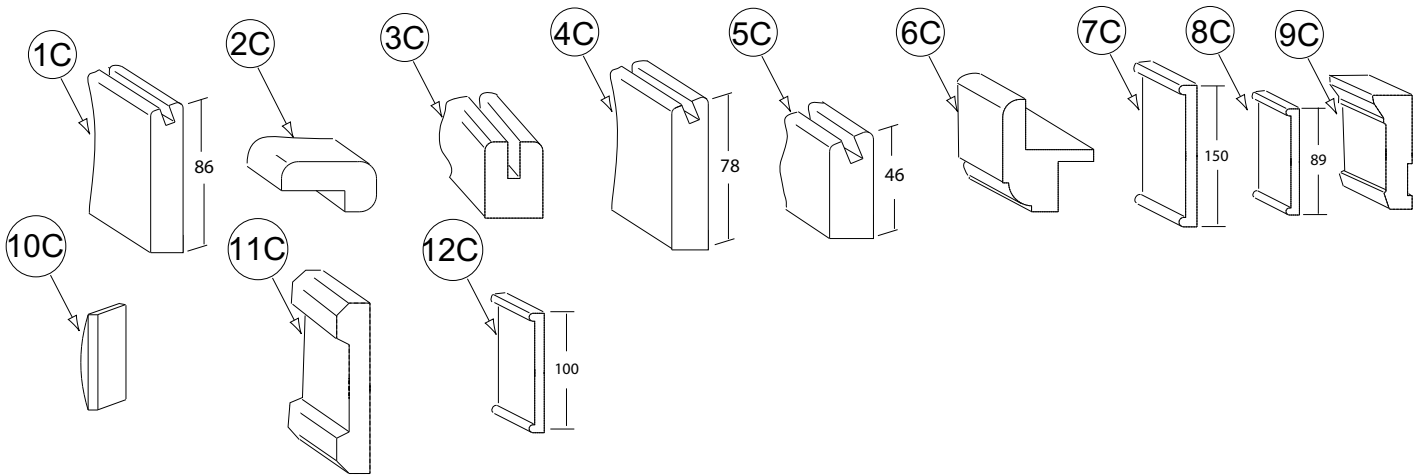
KEY	PART NUMBER	U/M	DESCRIPTION
10A	P49186-02-SA0	EA	MOLDING/BLOCK - PORTSMOUTH OAK
10A	P49186-02-SA1	EA	MOLDING/BLOCK - CONCERT CHERRY
10A	P49186-02-SA2	EA	MOLDING/BLOCK - WASHED MAPLE
10A	P49186-02-SA3	EA	MOLDING/BLOCK - SIERRA MAPLE



KEY	PART NUMBER	U/M	DESCRIPTION
1B	P49188-01-SA0	EA	MOLDING/BLOCK - PORTSMOUTH OAK
1B	P49188-01-SA1	EA	MOLDING/BLOCK - CONCERT CHERRY
1B	P49188-01-SA2	EA	MOLDING/BLOCK - WASHED MAPLE
1B	P49188-01-SA3	EA	MOLDING/BLOCK - SIERRA MAPLE
2B	P49188-02-SA0	EA	MOLDING/BLOCK - PORTSMOUTH OAK
2B	P49188-02-SA1	EA	MOLDING/BLOCK - CONCERT CHERRY
2B	P49188-02-SA2	EA	MOLDING/BLOCK - WASHED MAPLE
2B	P49188-02-SA3	EA	MOLDING/BLOCK - SIERRA MAPLE
3B	Y00007-42-438	EA	MOLDING - 12.7 RADIUS OAK - UNSTAINED
3B	Y00007-32-438	EA	MOLDING - 12.7 RADIUS CHERRY - UNSTAINED
3B	Y00007-22-438	EA	MOLDING - 12.7 RADIUS MAPLE - UNSTAINED
3B	Y00287-42-438	EA	MOLDING - 6.0 RADIUS OAK - UNSTAINED
3B	Y00287-32-438	EA	MOLDING - 6.0 RADIUS CHERRY - UNSTAINED
3B	Y00287-22-438	EA	MOLDING - 6.0 RADIUS MAPLE - UNSTAINED
4B	Y00054-72-438	EA	MOLDING - VINYL - W/SLOT - .7" X 1.9" X 96" - PORTSMOUTH OAK
4B	Y00054-62-438	EA	MOLDING - VINYL - W/SLOT - .7" X 1.9" X 96" - CONCERT CHERRY
4B	Y00054-A2-438	EA	MOLDING - VINYL - W/SLOT - .7" X 1.9" X 96" - WASHED MAPLE
4B	Y00054-92-438	EA	MOLDING - VINYL - W/SLOT - .7" X 1.9" X 96" - SIERRA MAPLE
5B	Y00070-42-438	EA	MOLDING/FLUTED - OAK - 96"
5B	Y00070-32-438	EA	MOLDING/FLUTED - CHERRY - 96"
5B	Y00070-22-438	EA	MOLDING/FLUTED - MAPLE - 96"
6B	Y00071-42-438	EA	MOLDING/FLUTED - W/NOTCH - OAK/UNSTAINED - 96"
6B	Y00071-32-438	EA	MOLDING/FLUTED - W/NOTCH - CHERRY/UNSTAINED - 96"
6B	Y00071-22-438	EA	MOLDING/FLUTED - W/NOTCH - MAPLE/UNSTAINED - 96"
7B	Y00074-72-438	EA	MOLDING/CROWN - VINYL WRAPPED - PORTSMOUTH OAK - 96" - PORTSMOUTH OAK
7B	Y00074-62-438	EA	MOLDING/CROWN - VINYL WRAPPED - CONCERT CHERRY - 96" - CONCERT CHERRY
7B	Y00074-A2-438	EA	MOLDING/CROWN - VINYL WRAPPED - MAPLE - 96" - WASHED MAPLE
7B	Y00074-92-438	EA	MOLDING/CROWN - VINYL WRAPPED - SIERRA MAPLE - 96" - SIERRA MAPLE
8B	Y00076-42-438	EA	MOLDING/TRIM - .5" X 1" X 96" - OAK (UNSTAINED)
8B	Y00076-32-438	EA	MOLDING/TRIM - .5" X 1" X 96" - CHERRY (UNSTAINED)
8B	Y00076-22-438	EA	MOLDING/TRIM - .5" X 1" X 96" - MAPLE (UNSTAINED)
9B	Y00086-72-438	EA	MOLDING - VINYL WRAP - .7" X 1.6" X 96" - PORTSMOUTH OAK - PORTSMOUTH OAK
9B	Y00086-62-438	EA	MOLDING - VINYL WRAP - .7" X 1.6" X 96" - CHERRY - CONCERT CHERRY
9B	Y00086-A2-438	EA	MOLDING - VINYL WRAP - .7" X 1.6" X 96" - WASHED MAPLE
9B	Y00086-82-438	EA	MOLDING - VINYL WRAP - .7" X 1.6" X 96" - HONEY CHERRY - HONEY CHERRY
9B	Y00086-92-438	EA	MOLDING - VINYL WRAP - .7" X 1.6" X 96" - SIERRA MAPLE - SIERRA MAPLE
9B	Y00087-A2-438	EA	MOLDING - VINYL WRAP - .7" X 2.9" X 96" - WASHED MAPLE
9B	Y00087-62-438	EA	MOLDING - VINYL WRAP - .7" X 2.9" X 96" - CONCERT CHERRY
9B	Y00087-72-438	EA	MOLDING - VINYL WRAP - .7" X 2.9" X 96" - PORTSMOUTH OAK
9B	Y00087-82-438	EA	MOLDING - VINYL WRAP - .7" X 2.9" X 96" - HONEY CHERRY
9B	Y00087-92-438	EA	MOLDING - VINYL WRAP - .7" X 2.9" X 96" - SIERRA MAPLE
9B	Y00267-72-438	EA	MOLDING - VINYL WRAP/MITERED - .6" X 96" - PORTSMOUTH OAK

**INTERIOR FINISH GROUP (CONTINUED)**  
**MOLDINGS & TRIMS (CONTINUED)**

KEY	PART NUMBER	U/M	DESCRIPTION
9B	Y00267-62-438	EA	MOLDING - VINYL WRAP/MITERED - .6" X 96" - CONCERT CHERRY
9B	Y00267-A2-438	EA	MOLDING - VINYL WRAP/MITERED - .6" X 96" - WASHED MAPLE
9B	Y00267-A2-438	EA	MOLDING - VINYL WRAP/MITERED - .6" X 96" - SIERRA MAPLE
10B	Y00103-42-438	EA	MOLDING - STRAIGHT - .75" X 2.16" X 96" - UNSTAINED - OAK
10B	Y00103-32-438	EA	MOLDING - STRAIGHT - .75" X 2.16" X 96" - UNSTAINED - CHERRY
10B	Y00103-22-438	EA	MOLDING - STRAIGHT - .75" X 2.16" X 96" - UNSTAINED - MAPLE
11B	Y00203-72-438	EA	MOLDING - VINYL/BEVELED - 96" - PORTSMOUT OAK
11B	Y00203-62-438	EA	MOLDING - VINYL/BEVELED - 96" - CONCERT CHERRY
11B	Y00203-A2-438	EA	MOLDING - VINYL/BEVELED - 96" - WASHED MAPLE
11B	Y00203-82-438	EA	MOLDING - VINYL/BEVELED - 96" - HONEY CHERRY
12B	Y00204-72-438	EA	MOLDING - VINYL/BEVELED - 96" - PORTSMOUT OAK
12B	Y00204-62-438	EA	MOLDING - VINYL/BEVELED - 96" - CONCERT CHERRY
12B	Y00204-A2-438	EA	MOLDING - VINYL/BEVELED - 96" - WASHED MAPLE
12B	Y00204-82-438	EA	MOLDING - VINYL/BEVELED - 96" - HONEY CHERRY
13B	Y00205-72-438	EA	MOLDING - VINYL/BEVELED - 96" - PORTSMOUT OAK
13B	Y00205-62-438	EA	MOLDING - VINYL/BEVELED - 96" - CONCERT CHERRY
13B	Y00205-A2-438	EA	MOLDING - VINYL/BEVELED - WASHED MAPLE
13B	Y00205-82-438	EA	MOLDING - VINYL/BEVELED - 96" - HONEY CHERRY

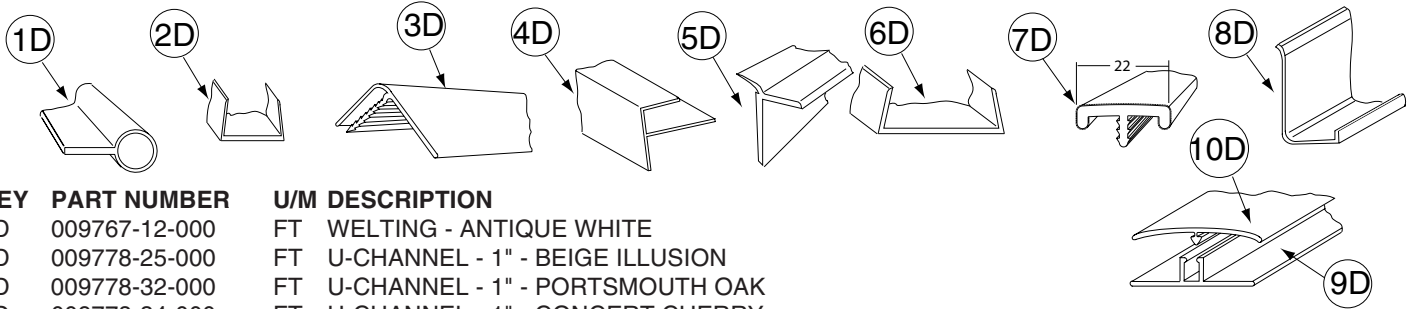


KEY	PART NUMBER	U/M	DESCRIPTION
1C	Y00206-72-438	EA	MOLDING - VINYL/BEVELED - 96" - PORTSMOUT OAK
1C	Y00206-62-438	EA	MOLDING - VINYL/BEVELED - 96" - CONCERT CHERRY
1C	Y00206-A2-438	EA	MOLDING - VINYL/BEVELED - 96" - WASHED MAPLE
1C	Y00206-82-438	EA	MOLDING - VINYL/BEVELED - 96" - HONEY CHERRY
2C	M09494-38-SD0	EA	MOLDING - TRIM - W/NOTCH - 1" X 79.6" - OAK/PORTSMOUTH OAK - PORTSMOUTH OAK
2C	M09494-38-SD1	EA	MOLDING - TRIM - W/NOTCH - 1" X 79.6" - CHERRY/CHERRY - CONCERT CHERRY
2C	M09494-38-SD2	EA	MOLDING - TRIM - W/NOTCH - 1" X 79.6" - MAPLE/WASHED MAPLE - WASHED MAPLE
2C	M09494-38-SD3	EA	MOLDING - TRIM - W/NOTCH - 1" X 79.6" - HONEY/CHERRY - HONEY CHERRY
2C	Y00207-42-438	EA	MOLDING - .75" X 1.4" X 96" - UNSTAINED OAK
2C	Y00207-32-438	EA	MOLDING - .75" X 1.4" X 96" - UNSTAINED CHERRY
2C	Y00207-22-438	EA	MOLDING - .75" X 1.4" X 96" - UNSTAINED MAPLE
3C	Y00223-42-438	EA	MOLDING - HARDWOOD/OAK - .7" X 1" X 96"
3C	Y00223-32-438	EA	MOLDING - HARDWOOD/CHERRY - .7" X 1" X 96"
3C	Y00223-22-438	EA	MOLDING - HARDWOOD/MAPLE - .7" X 1" X 96"
4C	Y00258-72-438	EA	MOLDING/VINYL WRAP-BEVELED-.73" X 3.1" X 96" - PORTSMOUTH OAK
4C	Y00258-62-438	EA	MOLDING/VINYL WRAP-BEVELED-.73" X 3.1" X 96" - CONCERT CHERRY
4C	Y00258-A2-438	EA	MOLDING/VINYL WRAP-BEVELED ENDS-.73"X3.1"X96" - WASHED MAPLE
4C	Y00258-92-438	EA	MOLDING/VINYL WRAP-BEVELED-.73" X 3.1" X 96" - SIERRA MAPLE
5C	Y00259-72-438	EA	MOLDING/VINYL WRAP-BEVELED-.73" X 1.8" X 96" - PORTSMOUTH OAK
5C	Y00259-62-438	EA	MOLDING/VINYL WRAP-BEVELED-.73" X 1.8" X 96" - CONCERT CHERRY
5C	Y00259-A2-438	EA	MOLDING/VINYL WRAP-BEVELED-.73"X1.8"X96" - WASHED MAPLE
5C	Y00259-92-438	EA	MOLDING/VINYL WRAP-BEVELED-.73"X1.8"X96" - SIERRA MAPLE
6C	Y00266-42-438	EA	MOLDING - .75" X 1.5" X 96" OAK - .7" X 1" X 96"
6C	Y00266-32-438	EA	MOLDING - .75" X 1.5" X 96" CHERRY - .7" X 1" X 96"
6C	Y00266-22-438	EA	MOLDING - .75" X 1.5" X 96" MAPLE - .7" X 1" X 96"
7C	Y00280-74-174	EA	MOLDING/TRIM - VINYL - F/SLIDEOUT - 164.1" - PORTSMOUTH OAK
7C	Y00280-64-174	EA	MOLDING/TRIM - VINYL - F/SLIDEOUT - 164.1" - CONCERT CHERRY



**INTERIOR FINISH GROUP (CONTINUED)**  
**MOLDINGS & TRIMS (CONTINUED)**

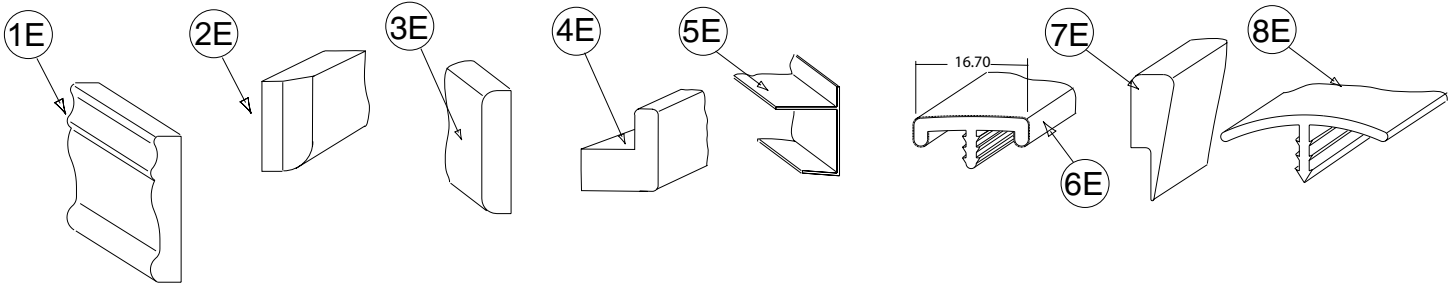
KEY	PART NUMBER	U/M	DESCRIPTION
7C	Y00280-A4-174	EA	MOLDING/TRIM - VINYL - F/SLIDEOUT - 164.1" - WASHED MAPLE
7C	Y00280-94-174	EA	MOLDING/TRIM - VINYL - F/SLIDEOUT - 164.1" - SIERRA MAPLE
8C	Y00281-72-438	EA	MOLDING/TRIM - VINYL - F/SLIDEOUT - 96" - PORTSMTH OAK
8C	Y00281-62-438	EA	MOLDING/TRIM - VINYL - F/SLIDEOUT - 96" - CONCERT CHERRY
8C	Y00281-A2-438	EA	MOLDING/TRIM - VINYL - F/SLIDEOUT - 96" - WASHED MAPLE
8C	Y00281-92-438	EA	MOLDING/TRIM - VINYL - F/SLIDEOUT - 96" - SIERRA MAPLE
9C	Y00282-72-438	EA	MOLDING - SLIDEOUT/VINYL WRAP - 3.9" X 96"- PORTSMOUTH OAK
9C	Y00282-62-438	EA	MOLDING - SLIDEOUT/VINYL WRAP - 3.9" X 96"- CONCERT CHERRY
9C	Y00282-A2-438	EA	MOLDING - SLIDEOUT/VINYL WRAP - 3.9" X 96"- WASHED MAPLE
10C	Y00284-42-438	EA	MOLDING - STRAIGHT - .2" X1.5" X 96"- UNSTAINED OAK
10C	Y00284-32-438	EA	MOLDING - STRAIGHT - .2" X1.5" X 96"- UNSTAINED CHERRY
10C	Y00284-22-438	EA	MOLDING - STRAIGHT - .2" X1.5" X 96"- UNSTAINED MAPLE
11C	Y00285-42-438	EA	MOLDING - STRAIGHT - .63" X 3.2" X 96"- UNSTAINED OAK
11C	Y00285-32-438	EA	MOLDING - STRAIGHT - .63" X 3.2" X 96"- UNSTAINED CHERRY
11C	Y00285-22-438	EA	MOLDING - STRAIGHT - .63" X 3.2" X 96"- UNSTAINED MAPLE
12C	Y00291-72-438	EA	MOLDING - VINYL WRAPPED - 4" X 96" - PORTSMTH OAK
12C	Y00291-62-438	EA	MOLDING - VINYL WRAPPED - 4" X 96" - CONCERT CHERRY
12C	Y00291-A2-438	EA	MOLDING - VINYL WRAPPED - 4" X 96" - WASHED MAPLE
12C	Y00291-92-438	EA	MOLDING - VINYL WRAPPED - 4" X 96" - SIERRA MAPLE



KEY	PART NUMBER	U/M	DESCRIPTION
1D	009767-12-000	FT	WELTING - ANTIQUE WHITE
2D	009778-25-000	FT	U-CHANNEL - 1" - BEIGE ILLUSION
2D	009778-32-000	FT	U-CHANNEL - 1" - PORTSMOUTH OAK
2D	009778-34-000	FT	U-CHANNEL - 1" - CONCERT CHERRY
2D	009778-35-000	FT	U-CHANNEL - 1" - HONEY CHERRY
2D	009778-36-000	FT	U-CHANNEL - 1" - SIERRA MAPLE
2D	009778-27-000	FT	U-CHANNEL - 1" - WASHED MAPLE
3D	009809-30-000	EA	MOLDING - CORNER - OUTSIDE - 1" X 84" - BEIGE ILLUSION
3D	009809-32-000	EA	MOLDING - CORNER - OUTSIDE - 1" X 84" - PORTSMOUTH OAK
3D	009809-33-000	EA	MOLDING - CORNER - OUTSIDE - 1" X 84" - CONCERT CHERRY
3D	009809-35-000	EA	MOLDING - CORNER - OUTSIDE - 1" X 84" - SIERRA MAPLE
3D	009809-34-000	EA	MOLDING - CORNER - OUTSIDE - 1" X 84" - HONEY CHERRY
3D	009809-31-000	EA	MOLDING - CORNER - OUTSIDE - 1" X 84" - WASHED MAPLE
4D	009812-31-000	EA	MOLDING - CORNER - 1/2" W/1/4"CHAN X 84" - BEIGE ILLUSION
4D	009812-34-000	EA	MOLDING - CORNER - 1/2" W/1/4"CHAN X 84" - VW LIGHT GRAY
4D	009812-35-000	EA	MOLDING - CORNER - 1/2" W/1/4"CHAN X 84" - PORTSMOUTH OAK
4D	009812-36-000	EA	MOLDING - CORNER - 1/2" W/1/4"CHAN X 84" - CONCERT CHERRY
4D	009812-37-000	EA	MOLDING - CORNER - 1/2" W/1/4"CHAN X 84" - HONEY CHERRY
4D	009812-38-000	EA	MOLDING - CORNER - 1/2" W/1/4"CHAN X 84" - SIERRA MAPLE
4D	009812-33-000	EA	MOLDING - CORNER - 1/2" W/1/4"CHAN X 84" - WASHED MAPLE
5D	022992-11-000	FT	MOLDING - REVERSE COVE - T-SHAPED - IVORY
5D	022992-14-000	FT	MOLDING - REVERSE COVE - T-SHAPED - BRIGHT WHITE
5D	022992-15-000	FT	MOLDING - REVERSE COVE - T-SHAPED - VW GRAY
6D	070504-42-000	FT	U-CHANNEL - PLASTIC - .13" X 84" - BEIGE ILLUSION
6D	070504-43-000	FT	U-CHANNEL - PLASTIC - .9" X 96" - BEIGE ILLUSION
6D	070504-57-000	FT	U-CHANNEL - PLASTIC - .13" X 84" - PORTSMOUTH OAK
6D	070504-58-000	FT	U-CHANNEL - PLASTIC - .9" X 84" - PORTSMOUTH OAK
6D	070504-60-000	FT	U-CHANNEL - PLASTIC - .13" X 84" - CONCERT CHERRY
6D	070504-61-000	FT	U-CHANNEL - PLASTIC - .9" X 84" - CONCERT CHERRY
6D	070504-62-000	FT	U-CHANNEL - PLASTIC - 1.65" X 84" - HONEY CHERRY
6D	070504-63-000	FT	U-CHANNEL - PLASTIC - .9" X 84" - HONEY CHERRY
6D	070504-65-000	FT	U-CHANNEL - PLASTIC - 1.65" X 84" - SIERRA MAPLE
6D	070504-66-000	FT	U-CHANNEL - PLASTIC - .9" X 84" - SIERRA MAPLE
6D	070504-50-000	FT	U-CHANNEL - PLASTIC - .13" X 96" - WASHED MAPLE
6D	070504-51-000	FT	U-CHANNEL - PLASTIC - .9" X 96" - WASHED MAPLE

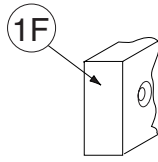
**INTERIOR FINISH GROUP (CONTINUED)**  
**MOLDINGS & TRIMS (CONTINUED)**

KEY	PART NUMBER	U/M	DESCRIPTION
7D	083620-15-000	FT	MOLDING-T - W/EDGE LIP - 7/8" FACE - BEIGE ILLUSION
7D	083620-20-000	FT	MOLDING-T - W/EDGE LIP - 7/8" FACE - PORTSMOUTH OAK
7D	083620-21-000	FT	MOLDING-T - W/EDGE LIP - 7/8" FACE - CONCERT CHERRY/HONEY CHERRY
7D	083620-22-000	FT	MOLDING-T - W/EDGE LIP - 7/8" FACE - SIERRA MAPLE
7D	083620-19-000	FT	MOLDING-T - W/EDGE LIP - 7/8" FACE - WASHED MAPLE
8D	085746-04-000	FT	TRIM-J - CARPET 1.2" X .5" ANGLE - 12' LONG - OFF WHITE
9D	086229-01-000	EA	RETAINER - BATTEN - .75" X 92.1" - ANY COLOR
10D	086229-20-000	EA	BATTEN - 1" X 96" - BEIGE



KEY	PART NUMBER	U/M	DESCRIPTION
1E	100182-10-N47	EA	TRIM/WOOD - CHAIR RAIL - 2.5" X 8' - PORTSMOUTH OAK
1E	100182-10-P85	EA	TRIM/WOOD - CHAIR RAIL - 2.5" X 8' - CONCERT CHERRY
1E	100182-10-J70	EA	TRIM/WOOD - CHAIR RAIL - 2.5" X 8' - WASHED MAPLE
1E	100182-10-RA3	EA	TRIM/WOOD - CHAIR RAIL - 2.5" X 8' - HONEY CHERRY
1E	100182-10-S67	EA	TRIM/WOOD - CHAIR RAIL - 2.5" X 8' - SIERRA MAPLE
2E	100659-30-N75	EA	MOLDING - TRIM - 8' - PORTSMOUTH OAK
2E	100659-30-N74	EA	MOLDING - TRIM - 8' - CONCERT CHERRY
2E	100659-30-M84	EA	MOLDING - TRIM - 8' - WASHED MAPLE
2E	100659-27-RA3	EA	MOLDING - TRIM - HONEY CHERRY
2E	100659-31-SA3	EA	MOLDING - TRIM - SIERRA MAPLE
3E	100818-01-12A	EA	MOLDING - VINYL WRAPPED - 1.6" X .4" X 84" - PORTSMOUTH OAK
3E	100818-01-13A	EA	MOLDING - VINYL WRAPPED - 1.6" X .4" X 84" - CONCERT CHERRY
3E	100818-01-14A	EA	MOLDING - VINYL WRAPPED - 1.6" X .4" X 84" - HONEY CHERRY
3E	100818-01-21A	EA	MOLDING - VINYL WRAPPED - 1.6" X .4" X 84" - WASHED MAPLE
3E	100818-01-22A	EA	MOLDING - VINYL WRAPPED - 1.6" X .4" X 84" - SIERRA MAPLE
4E	100819-01-12A	EA	MOLDING - VINYL WRAPPED-L-SHAPED-1.5"X1.5"X84" - PORTSMOUTH OAK
4E	100819-01-13A	EA	MOLDING - VINYL WRAPPED-L-SHAPED-1.5"X1.5"X84" - CONCERT CHERRY
4E	100819-01-14A	EA	MOLDING - VINYL WRAPPED-L-SHAPED-1.5"X1.5"X84" - HONEY CHERRY
4E	100819-01-21A	EA	MOLDING - VINYL WRAPPED-L-SHAPED-1.5"X1.5"X84" - WASHED MAPLE
4E	100819-01-22A	EA	MOLDING - VINYL WRAPPED-L-SHAPED-1.5"X1.5"X84" - SIERRA MAPLE
5E	103186-01-07A	FT	MOLDING/PLASTIC - 3/8" U-CHANNEL-3/4" FACE - BEIGE ILLUSION
5E	103186-01-09A	FT	MOLDING/PLASTIC - 3/8" U-CHAN'L-3/4" FACE - PORTSMOUTH OAK
5E	103186-01-10A	FT	MOLDING/PLASTIC - 3/8" U-CHAN'L-3/4" FACE - CONCERT CHERRY
5E	103186-01-11A	FT	MOLDING/PLASTIC - 3/8" U-CHAN'L-3/4" FACE - HONEY CHERRY
5E	103186-01-12A	FT	MOLDING/PLASTIC - 3/8" U-CHAN'L-3/4" FACE - SIERRA MAPLE
5E	103186-01-08A	FT	MOLDING/PLASTIC - 3/8" U-CHANNEL-3/4"FACE-WASHED MAPLE 8' - WASHED MAPLE
5E	103186-02-07A	FT	MOLDING/PLASTIC-1" U-CHAN'L-1 3/8" FACE - BEIGE ILLUSION
5E	103186-02-09A	FT	MOLDING/PLASTIC - 1" U-CHAN'L-1 3/8" FACE - PORTSMOUTH OAK
5E	103186-02-10A	FT	MOLDING/PLASTIC - 1" U-CHAN'L-1 3/8" FACE - CONCERT CHERRY
5E	103186-02-11A	FT	MOLDING/PLASTIC - 1" U-CHAN'L-1 3/8" FACE - HONEY CHERRY
5E	103186-02-12A	FT	MOLDING/PLASTIC - 1" U-CHAN'L-1 3/8" FACE - SIERRA MAPLE
5E	103186-02-08A	FT	MOLDING/PLASTIC - 1" U-CHANNEL-1 3/8"FACE - WASHED MAPLE
6E	104676-02-08A	FT	MOLDING-T - W/EDGE LIP - 11/16" FACE - PORTSMOUTH OAK
6E	104676-02-09A	FT	MOLDING-T - W/EDGE LIP - 11/16" FACE - CONCERT CHERRY
6E	104676-02-10A	FT	MOLDING-T - W/EDGE LIP - 11/16" FACE - HONEY CHERRY
6E	104676-02-06A	FT	MOLDING-T - W/EDGE LIP - 11/16" FACE - WASHED MAPLE
6E	104676-02-12A	FT	MOLDING-T - W/EDGE LIP - 11/16" FACE - SIERRA MAPLE
7E	105004-01-12A	EA	MOLDING - VINYL WRAPPED - 1" X 96" - PORTSMOUTH OAK
7E	105004-01-13A	EA	MOLDING - VINYL WRAPPED 1" X 8' - CONCERT CHERRY/HONEY CHERRY
7E	105004-01-21A	EA	MOLDING - VINYL WRAPPED - 1" X 8' - WASHED MAPLE
7E	105004-01-22A	EA	MOLDING - VINYL WRAPPED - 1" X 8' - SIERRA MAPLE
8E	105709-02-000	FT	MOLDING-T - W/EDGE LIP 3/4" FACE - BEIGE ILLUSION

**INTERIOR FINISH GROUP (CONTINUED)**  
**MOLDINGS & TRIMS (CONTINUED)**



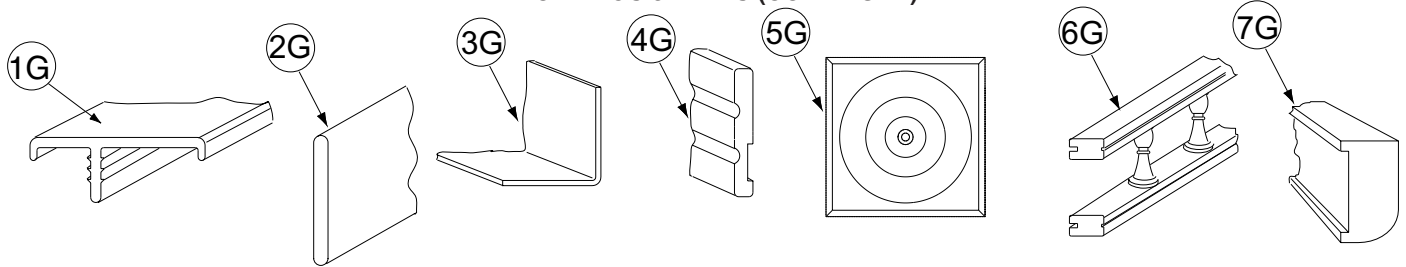
KEY	PART NUMBER	U/M	DESCRIPTION
1F	116951-11-N95	EA	MOLDING - TRIM - 3.5" X 75.9" - PORTSMOUTH
1F	116951-11-KQ1	EA	MOLDING - TRIM - 3.5" X 75.9" - CONCERT CHERRY
1F	116951-11-RE0	EA	MOLDING - TRIM - 3.5" X 75.8" - HONEY CHERRY
1F	116951-23-R83	EA	MOLDING - TRIM - 3.5" X 74.6" - PORTSMOUTH OAK
1F	116951-23-R84	EA	MOLDING - TRIM - 3.5" X 74.6" - CONCERT CHERRY
1F	116951-23-R91	EA	MOLDING - TRIM - 3.5" X 74.6" - WASHED MAPLE
1F	116951-23-RE0	EA	MOLDING - TRIM - 3.5" X 74.6" - HONEY CHERRY
1F	116951-24-R83	EA	MOLDING - TRIM - 3.5" X 74.6" - PORTSMOUTH OAK
1F	116951-24-R84	EA	MOLDING - TRIM - 3.5" X 74.6" - CONCERT CHERRY
1F	116951-24-R91	EA	MOLDING - TRIM - 3.5" X 74.6" - WASHED MAPLE
1F	116951-24-RE0	EA	MOLDING - TRIM - 3.5" X 74.6" - HONEY CHERRY
1F	116951-25-SD0	EA	MOLDING - TRIM - 5.5" X 69.8" - PORTSMOUTH OAK
1F	116951-25-SD1	EA	MOLDING - TRIM - 5.5" X 69.8" - CONCERT CHERRY
1F	116951-25-SD2	EA	MOLDING - TRIM - 5.5" X 69.8" - WASHED MAPLE
1F	116951-25-SD3	EA	MOLDING - TRIM - 5.5" X 69.8" - HONEY CHERRY
1F	116951-27-N75	EA	MOLDING - TRIM - 3.5" X 46.8" - PORTSMOUTH OAK
1F	116951-27-N85	EA	MOLDING - TRIM - 3.5" X 46.8" - CONCERT CHERRY
1F	116951-27-N84	EA	MOLDING - TRIM - 3.5" X 46.8" - WASHED MAPLE
1F	116951-28-N75	EA	MOLDING - TRIM - 3.5" X 79.4" - PORTSMOUTH OAK
1F	116951-28-N85	EA	MOLDING - TRIM - 3.5" X 79.4" - CONCERT CHERRY
1F	116951-28-N84	EA	MOLDING - TRIM - 3.5" X 79.4" - WASHED MAPLE
1F	116951-29-N70	EA	MOLDING - TRIM - 5.5" X 30.4" - PORTSMOUTH OAK
1F	116951-29-N85	EA	MOLDING - TRIM - 5.5" X 30.4" - CONCERT CHERRY
1F	116951-29-N84	EA	MOLDING - TRIM - 5.5" X 30.4" - WASHED MAPLE
1F	116951-29-RC3	EA	MOLDING - TRIM - 5.5" X 30.4" - HONEY CHERRY
1F	116951-29-SA3	EA	MOLDING - TRIM - 5.5" X 30.4" - SIERRA MAPLE
1F	116951-32-P75	EA	MOLDING - TRIM - 1.5" X 33.4" - PORTSMOUTH OAK
1F	116951-32-P25	EA	MOLDING - TRIM - 1.5" X 33.4" - CONCERT CHERRY
1F	116951-32-P28	EA	MOLDING - TRIM - 1.5" X 33.4" - WASHED MAPLE
1F	116951-32-RE0	EA	MOLDING - TRIM - 1.5" X 33.4" - HONEY CHERRY
1F	116951-34-P78	EA	MOLDING - TRIM - 3.5" X 44.3" - PORTSMOUTH OAK
1F	116951-34-P79	EA	MOLDING - TRIM - 3.5" X 44.3" - CONCERT CHERRY
1F	116951-34-P28	EA	MOLDING - TRIM - 3.5" X 44.3" - WASHED MAPLE
1F	116951-34-RE0	EA	MOLDING - TRIM - 3.5" X 44.3" - HONEY CHERRY
1F	116951-35-P78	EA	MOLDING - TRIM - 3.5" X 96" - PORTSMOUTH OAK
1F	116951-35-P79	EA	MOLDING - TRIM - 3.5" X 96" - CONCERT CHERRY
1F	116951-35-P28	EA	MOLDING - TRIM - 3.5" X 96" - WASHED MAPLE
1F	116951-35-RE0	EA	MOLDING - TRIM - 3.5" X 96" - HONEY CHERRY
1F	116951-36-R68	EA	MOLDING - TRIM - 3.5" X 48.8" - PORTSMOUTH OAK
1F	116951-36-R69	EA	MOLDING - TRIM - 3.5" X 48.8" - CONCERT CHERRY
1F	116951-36-R76	EA	MOLDING - TRIM - 3.5" X 48.8" - WASHED MAPLE
1F	116951-37-R68	EA	MOLDING - TRIM - 3.5" X 38.6" - PORTSMOUTH OAK
1F	116951-37-R69	EA	MOLDING - TRIM - 3.5" X 38.6" - CONCERT CHERRY
1F	116951-37-R76	EA	MOLDING - TRIM - 3.5" X 38.6" - WASHED MAPLE
1F	116951-38-R83	EA	MOLDING - TRIM - 3.5" X 82.6" - PORTSMOUTH OAK
1F	116951-38-R84	EA	MOLDING - TRIM - 3.5" X 82.6" - CONCERT CHERRY
1F	116951-38-R91	EA	MOLDING - TRIM - 3.5" X 82.6" - WASHED MAPLE
1F	116951-38-RE0	EA	MOLDING - TRIM - 3.5" X 82.6" - HONEY CHERRY
1F	116951-39-R83	EA	MOLDING - TRIM - 3.5" X 73.9" - PORTSMOUTH OAK
1F	116951-39-R84	EA	MOLDING - TRIM - 3.5" X 73.9" - CONCERT CHERRY
1F	116951-39-R91	EA	MOLDING - TRIM - 3.5" X 73.9" - WASHED MAPLE
1F	116951-39-RE0	EA	MOLDING - TRIM - 3.5" X 73.9" - HONEY CHERRY
1F	116951-40-R83	EA	MOLDING - TRIM - 4.5" X 81.9" - PORTSMOUTH OAK
1F	116951-40-R84	EA	MOLDING - TRIM - 4.5" X 81.9" - CONCERT CHERRY
1F	116951-40-R91	EA	MOLDING - TRIM - 4.5" X 81.9" - WASHED MAPLE
1F	116951-40-RE0	EA	MOLDING - TRIM - 4.5" X 81.9" - HONEY CHERRY
1F	116951-41-R83	EA	MOLDING - TRIM - 3.5" X 36.8" - PORTSMOUTH OAK
1F	116951-41-R84	EA	MOLDING - TRIM - 3.5" X 36.8" - CONCERT CHERRY
1F	116951-41-R91	EA	MOLDING - TRIM - 3.5" X 36.8" - WASHED MAPLE
1F	116951-41-RE0	EA	MOLDING - TRIM - 3.5" X 36.8" - HONEY CHERRY



**INTERIOR FINISH GROUP (CONTINUED)**  
**MOLDINGS & TRIMS (CONTINUED)**

KEY	PART NUMBER	U/M	DESCRIPTION
1F	116951-42-R83	EA	MOLDING - TRIM - 3.5" X 46.8" - PORTSMOUTH OAK
1F	116951-42-R84	EA	MOLDING - TRIM - 3.5" X 46.8" - CONCERT CHERRY
1F	116951-42-R91	EA	MOLDING - TRIM - 3.5" X 46.8" - WASHED MAPLE
1F	116951-42-RE0	EA	MOLDING - TRIM - 3.5" X 46.8" - HONEY CHERRY
1F	116951-43-R83	EA	MOLDING - TRIM - 3.5" X 86.5" - PORTSMOUTH OAK
1F	116951-43-R84	EA	MOLDING - TRIM - 3.5" X 86.5" - CONCERT CHERRY
1F	116951-43-R91	EA	MOLDING - TRIM - 3.5" X 86.5" - WASHED MAPLE
1F	116951-43-RE0	EA	MOLDING - TRIM - 3.5" X 86.5" - HONEY CHERRY
1F	116951-44-R83	EA	MOLDING - TRIM - 3.5" X 76.1" - PORTSMOUTH OAK
1F	116951-44-R84	EA	MOLDING - TRIM - 3.5" X 76.1" - CONCERT CHERRY
1F	116951-44-R91	EA	MOLDING - TRIM - 3.5" X 76.1" - WASHED MAPLE
1F	116951-44-RE0	EA	MOLDING - TRIM - 3.5" X 76.1" - HONEY CHERRY
1F	116951-45-R68	EA	MOLDING - TRIM - 3" X 30.3" - PORTSMOUTH OAK
1F	116951-45-R69	EA	MOLDING - TRIM - 3" X 30.3" - CONCERT CHERRY
1F	116951-45-R76	EA	MOLDING - TRIM - 3" X 30.3" - WASHED MAPLE
1F	116951-46-R83	EA	MOLDING - TRIM - 4.5" X 72.3" - PORTSMOUTH OAK
1F	116951-46-R84	EA	MOLDING - TRIM - 4.5" X 72.3" - CONCERT CHERRY
1F	116951-46-R91	EA	MOLDING - TRIM - 4.5" X 72.3" - WASHED MAPLE
1F	116951-46-RE0	EA	MOLDING - TRIM - 4.5" X 72.3" - HONEY CHERRY
1F	116951-48-R83	EA	MOLDING - TRIM - 4.5" X 76.1" - PORTSMOUTH OAK
1F	116951-48-R84	EA	MOLDING - TRIM - 4.5" X 76.1" - CONCERT CHERRY
1F	116951-48-R91	EA	MOLDING - TRIM - 4.5" X 76.1" - WASHED MAPLE
1F	116951-48-RE0	EA	MOLDING - TRIM - 4.5" X 76.1" - HONEY CHERRY
1F	116951-49-R83	EA	MOLDING - TRIM - 4.5" X 69.8" - PORTSMOUTH OAK
1F	116951-49-R84	EA	MOLDING - TRIM - 4.5" X 69.8" - CONCERT CHERRY
1F	116951-49-R91	EA	MOLDING - TRIM - 4.5" X 69.8" - WASHED MAPLE
1F	116951-49-RE0	EA	MOLDING - TRIM - 4.5" X 69.8" - HONEY CHERRY
1F	116951-51-SA3	EA	MOLDING - TRIM - 3.5" X 47.3" - SIERRA MAPLE
1F	116951-51-SA2	EA	MOLDING - TRIM - 3.5" X 47.3" - WASHED MAPLE
1F	116951-51-SA0	EA	MOLDING - TRIM - 3.5" X 47.3" - PORTSMOUTH OAK
1F	116951-51-SA1	EA	MOLDING - TRIM - 3.5" X 47.3" - CONCERT CHERRY
1F	116951-52-SD0	EA	MOLDING - TRIM - 4.5" X 73.3" - PORTSMOUTH OAK
1F	116951-52-SD1	EA	MOLDING - TRIM - 4.5" X 73.3" - CONCERT CHERRY
1F	116951-52-SD2	EA	MOLDING - TRIM - 4.5" X 73.3" - WASHED MAPLE
1F	116951-52-SD3	EA	MOLDING - TRIM - 4.5" X 73.3" - HONEY CHERRY
1F	116951-53-SD0	EA	MOLDING - TRIM - 4.5" X 53.4" - PORTSMOUTH OAK
1F	116951-53-SD1	EA	MOLDING - TRIM - 4.5" X 53.4" - CONCERT CHERRY
1F	116951-53-SD2	EA	MOLDING - TRIM - 4.5" X 53.4" - WASHED MAPLE
1F	116951-53-SD3	EA	MOLDING - TRIM - 4.5" X 53.4" - HONEY CHERRY

**INTERIOR FINISH GROUP (CONTINUED)**  
**MOLDINGS & TRIMS (CONTINUED)**

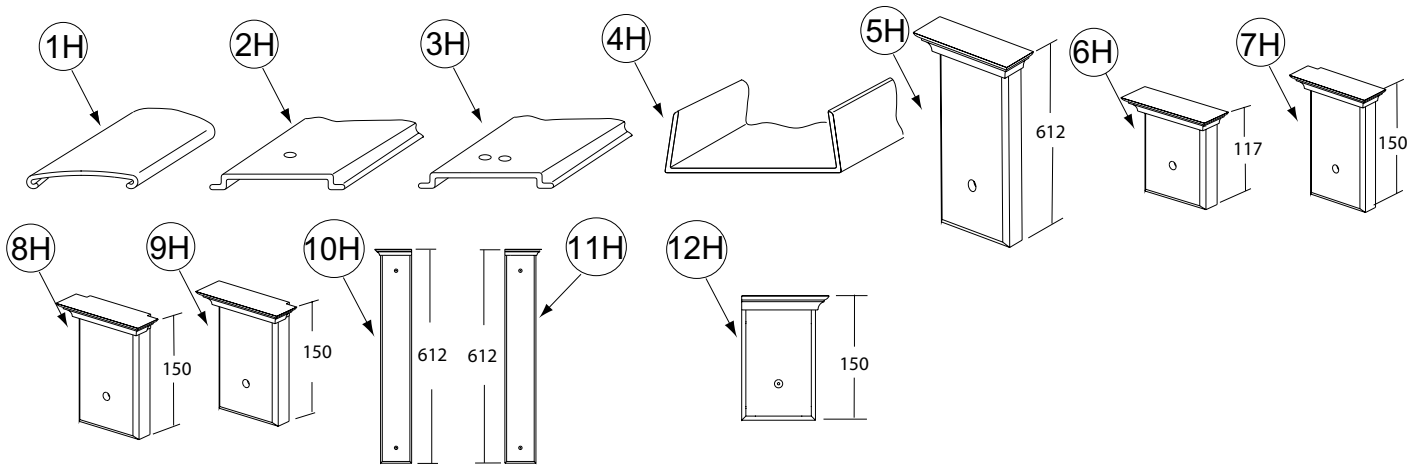


KEY	PART NUMBER	U/M	DESCRIPTION
1G	119520-01-01A	FT	MOLDING-T/OFFSET - W/EDGE LIP - 1"FACE - OFF WHITE
1G	119520-01-04A	FT	MOLDING-T - OFFSET W/EDGE LIP - 1"FACE - PORTSMOUTH OAK
1G	119520-01-02A	FT	MOLDING-T - OFFSET W/EDGE LIP - 1"FACE - CONCERT CHERRY/HONEY CHERRY
1G	119520-01-03A	FT	MOLDING-T - OFFSET W/EDGE LIP - 1"FACE - WASHED MAPLE
2G	127842-01-01A	FT	SEAL - SIGHT SHIELD - 2" BLACK
3G	130262-01-000	EA	PROTECTOR - CORNER SAVER - .7" X .7" X 48"
3G	130262-03-000	EA	PROTECTOR - CORNER - .75" X .75"
3G	130262-04-000	EA	PROTECTOR - CORNER SAVER - .4" X .7" X 48"
4G	132663-03-08A	EA	MOLDING-VINYL WRAP/PRE DRILLED-.6"X3.8"X150.6" - PORTSMOUTH OAK
4G	132663-11-07A	EA	MOLDING-VINYL WRAP/PRE DRILLED-.6"X3.8"X110.5" - CONCERT CHERRY/HONEY CHERRY
4G	132663-11-21A	EA	MOLDING-VINYL WRAP/PRE DRILLED-.6"X3.4"X57.9" - WASHED MAPLE
4G	132663-11-22A	EA	MOLDING-VINYL WRAP/PRE DRILLED-.6"X3.4"X57.9" - SIERRA MAPLE
4G	132663-09-08A	EA	MOLDING-VINYL WRAP/PRE DRILLED-.6"X3.4"X96.5" - PORTSMOUTH OAK
4G	132663-09-07A	EA	MOLDING-VINYL WRAP/PRE DRILLED-.6"X3.4"X96.5" - CONCERT CHERRY/ HONEY CHERRY
4G	132663-18-21A	EA	MOLDING-VINYL WRAP/PRE DRILLED-.6" X 3.4" X 73.1" - WASHED MAPLE
4G	132663-18-22A	EA	MOLDING-VINYL WRAP/PRE DRILLED-.6" X 3.4" X 73.1" - SIERRA MAPLE
4G	132663-15-08A	EA	MOLDING-VINYL WRAP/PRE DRILLED-.6"X3"X96" - PORTSMOUTH OAK
4G	132663-15-07A	EA	MOLDING-VINYL WRAP/PRE DRILLED-.6"X3"X96" - CONCERT CHERRY/HONEY CHERRY
4G	132663-04-21A	EA	MOLDING-VINYL WRAP/PRE DRILLED - .6" X 3" X 70.2" - WASHED MAPLE
4G	132663-04-22A	EA	MOLDING-VINYL WRAP/PRE DRILLED - .6" X 3" X 70.2" - SIERRA MAPLE
5G	132844-01-08A	EA	BLOCK - CORNER - 3.9" X 3.9" - PORTSMOUTH OAK
5G	132844-01-02A	EA	BLOCK - CORNER - 3.9" X 3.9" - CONCERT CHERRY/HONEY CHERRY
5G	132844-01-21A	EA	BLOCK - CORNER - 3.9" X 3.9" - WASHED MAPLE
5G	132844-01-22A	EA	BLOCK - CORNER - 3.9" X 3.9" - SIERRA MAPLE
5G	132844-02-08A	EA	BLOCK - CORNER - 3.5" X 3.5" - PORTSMOUTH OAK
5G	132844-02-02A	EA	BLOCK - CORNER - 3.5" X 3.5" - CONCERT CHERRY/HONEY CHERRY
5G	132844-02-21A	EA	BLOCK - CORNER - 3.5" X 3.5" - WASHED MAPLE
5G	132844-02-22A	EA	BLOCK - CORNER - 3.5" X 3.5" - SIERRA MAPLE
6G	137108-01-07A	EA	RAIL - DECORATIVE - 96" - PORTSMOUTH OAK
6G	137108-01-02A	EA	RAIL - DECORATIVE - 96" - CONCERT CHERRY
6G	137108-01-03A	EA	RAIL - DECORATIVE - 96" - WASHED MAPLE
6G	137108-01-08A	EA	RAIL - DECORATIVE - 96" - HONEY CHERRY
6G	137108-01-09A	EA	RAIL - DECORATIVE - 96" W/O REVERSE SIDE GROOVE - SIERRA MAPLE
6G	150167-01-07A	EA	RAIL - DECORATIVE - 96" W/O REVERSE SIDE GROOVE - PORTSMOUTH OAK
6G	150167-01-02A	EA	RAIL - DECORATIVE - 96" W/O REVERSE SIDE GROOVE - SALEM CHERRY - CONCERT CHERRY
6G	150167-01-03A	EA	RAIL - DECORATIVE - 96" W/O REVERSE SIDE GROOVE - WASHED MAPLE
6G	150167-01-09A	EA	RAIL - DECORATIVE - 96" W/O REVERSE SIDE GROOVE - SIERRA MAPLE
	137885-A2-438	EA	LUMBER - VINYL WRAPPED - .7" X .75" X 96" - CONCERT CHERRY
	137885-D2-438	EA	LUMBER - VINYL WRAPPED - .7" X 1.5" X 96" - CONCERT CHERRY
	137885-E2-438	EA	LUMBER - VINYL WRAPPED - .7" X 2" X 96" - CONCERT CHERRY
	137885-F2-438	EA	LUMBER - VINYL WRAPPED - .7" X 2.5" X 96" - CONCERT CHERRY
	137885-G2-438	EA	LUMBER - VINYL WRAPPED - .7" X 3" X 96" - CONCERT CHERRY
	137885-H2-438	EA	LUMBER - VINYL WRAPPED - .7" X 3.5" X 96" - CONCERT CHERRY
	137885-J2-438	EA	LUMBER - VINYL WRAPPED - .7" X 5.5" X 96" - CONCERT CHERRY
	137885-J2-743	EA	LUMBER - VINYL WRAPPED - .7" X 5.5" X 108" - CONCERT CHERRY
	137885-K2-438	EA	LUMBER - VINYL WRAPPED - .7" X 3.9" X 96" - CONCERT CHERRY
	137885-R2-438	EA	LUMBER - VINYL WRAPPED - .7" X 3" X 96" - CONCERT CHERRY
7G	137887-D2-134	EA	MOLDING - VINYL WRAPPED - .7" X 1.6" X 84" - CONCERT CHERRY
7G	137887-D2-743	EA	MOLDING - VINYL WRAPPED - .7" X 1.6" X 108" - CONCERT CHERRY
7G	137887-F2-134	EA	MOLDING - VINYL WRAPPED - .7" X 2.5" X 84" - CONCERT CHERRY
7G	137887-F2-743	EA	MOLDING - VINYL WRAPPED - .7" X 2.5" X 108" - CONCERT CHERRY
7G	137887-F2-438	EA	MOLDING - VINYL WRAPPED - .7" X 2.5" X 96" - CONCERT CHERRY

**INTERIOR FINISH GROUP (CONTINUED)**  
**MOLDINGS & TRIMS (CONTINUED)**

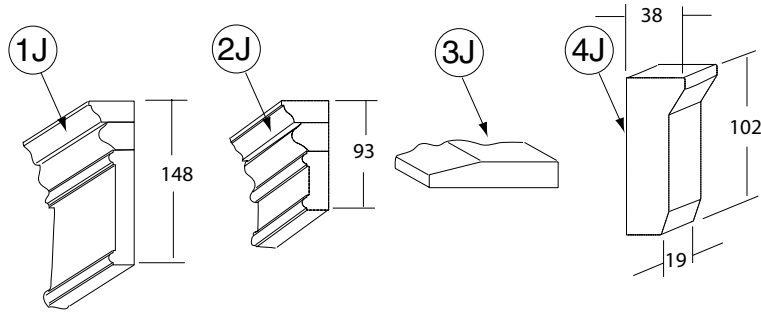
KEY	PART NUMBER	U/M	DESCRIPTION
	137894-A2-438	EA	LUMBER - VINYL WRAPPED - .7" X .75" X 96" - PORTSMOUTH OAK
	137894-D2-438	EA	LUMBER - VINYL WRAPPED - .7" X 1.5" X 96" - PORTSMOUTH OAK
	137894-E2-438	EA	LUMBER - VINYL WRAPPED - .7" X 2" X 96" - PORTSMOUTH OAK
	137894-F2-438	EA	LUMBER - VINYL WRAPPED - .7" X 2.5" X 96" - PORTSMOUTH OAK
	137894-G2-438	EA	LUMBER - VINYL WRAPPED - .7" X 3" X 96" - PORTSMOUTH OAK
	137894-H2-438	EA	LUMBER - VINYL WRAPPED - .7" X 3.5" X 96" - PORTSMOUTH OAK
	137894-J2-438	EA	LUMBER - VINYL WRAPPED - .7" X 5.5" X 96" - PORTSMOUTH OAK
	137894-J2-743	EA	LUMBER - VINYL WRAPPED - .7" X 5.5" X 96" - PORTSMOUTH OAK
	137894-K2-438	EA	LUMBER - VINYL WRAPPED - .7" X 3.9" X 96" - PORTSMOUTH OAK
	137894-R2-438	EA	LUMBER - VINYL WRAPPED - .7" X 3" X 96" - PORTSMOUTH OAK
7G	137895-D2-134	EA	MOLDING - VINYL WRAPPED - .7" X 1.6" X 84"-PORTSMOUTH OAK
7G	137895-D2-743	EA	MOLDING - VINYL WRAPPED - .7" X 1.6" X 108"-PORTSMOUTH OAK
7G	137895-F2-743	EA	MOLDING - VINYL WRAPPED - .7" X 2.5" X 108" - PORTSMOUTH OAK
	146419-A2-438	EA	LUMBER - VINYL WRAPPED - .7" X .75" X 96" - HONEY CHERRY
	146419-D2-438	EA	LUMBER - VINYL WRAPPED - .7" X 1.5" X 96" - HONEY CHERRY
	146419-E2-438	EA	LUMBER - VINYL WRAPPED - .7" X 2" X 96" - HONEY CHERRY
	146419-F2-438	EA	LUMBER - VINYL WRAPPED - .7" X 2.5" X 96" - HONEY CHERRY
	146419-G2-438	EA	LUMBER - VINYL WRAPPED - .7" X 3" X 96" - HONEY CHERRY
	146419-H2-438	EA	LUMBER - VINYL WRAPPED - .7" X 3.5" X 96" - HONEY CHERRY
	146419-J2-438	EA	LUMBER - VINYL WRAPPED - .7" X 5.5" X 96" - HONEY CHERRY
	146419-J2-743	EA	LUMBER - VINYL WRAPPED - .7" X 5.5" X 108" - HONEY CHERRY
	146419-K2-438	EA	LUMBER - VINYL WRAPPED - .7" X 3.9" X 96" - HONEY CHERRY
	146419-R2-438	EA	LUMBER - VINYL WRAPPED - .7" X 3" X 96" - HONEY CHERRY
7G	146425-D2-134	EA	MOLDING - VINYL WRAPPED - .7" X 1.6" X 96" - HONEY CHERRY
7G	146425-F2-134	EA	MOLDING - VINYL WRAPPED - .7" X 2.5" X 84" - HONEY CHERRY
7G	146425-F2-134	EA	MOLDING - VINYL WRAPPED - .7" X 2.5" X 96" - HONEY CHERRY
7G	146425-F2-743	EA	MOLDING - VINYL WRAPPED - .7" X 2.5" X 108" - HONEY CHERRY
	149325-A2-438	EA	LUMBER - VINYL WRAPPED - .7" X .75" X 96" - WASHED MAPLE
	149325-D2-438	EA	LUMBER - VINYL WRAPPED - .7" X 1.5" X 96" - WASHED MAPLE
	149325-E2-438	EA	LUMBER - VINYL WRAPPED - .7" X 2" X 96" - WASHED MAPLE
	149325-F2-438	EA	LUMBER - VINYL WRAPPED - .7" X 2.5" X 96" - WASHED MAPLE
	149325-G2-438	EA	LUMBER - VINYL WRAPPED - .7" X 3" X 96" - WASHED MAPLE
	149325-H2-438	EA	LUMBER - VINYL WRAPPED - .7" X 3.5" X 96" - WASHED MAPLE
	149325-J2-438	EA	LUMBER - VINYL WRAPPED - .7" X 5.5" X 96" - WASHED MAPLE
	149325-J2-743	EA	LUMBER - VINYL WRAPPED - .7" X 5.5" X 108" - WASHED MAPLE
	149325-K2-438	EA	LUMBER - VINYL WRAPPED - .7" X 3.9" X 96" - WASHED MAPLE
	149325-R2-438	EA	LUMBER - VINYL WRAPPED - .7" X 3" X 96" - WASHED MAPLE
7G	149326-D2-134	EA	MOLDING - VINYL WRAPPED - .7" X 1.6" X 84" - WASHED MAPLE
7G	149326-F2-134	EA	MOLDING - VINYL WRAPPED - .7" X 2.5" X 84" - WASHED MAPLE
7G	149326-F2-438	EA	MOLDING - VINYL WRAPPED - .7" X 2.5" X 96" - WASHED MAPLE
7G	149326-F2-743	EA	MOLDING - VINYL WRAPPED - .7" X 2.5" X 108" - WASHED MAPLE
	149330-A2-438	EA	LUMBER - VINYL WRAPPED - .7" X .75" X 96" - SIERRA MAPLE
	149330-D2-438	EA	LUMBER - VINYL WRAPPED - .7" X 1.5" X 96" - SIERRA MAPLE
	149330-E2-438	EA	LUMBER - VINYL WRAPPED - .7" X 2" X 96" - SIERRA MAPLE
	149330-F2-438	EA	LUMBER - VINYL WRAPPED - .7" X 2.5" X 96" - SIERRA MAPLE
	149330-G2-438	EA	LUMBER - VINYL WRAPPED - .7" X 3" X 96" - SIERRA MAPLE
	149330-H2-438	EA	LUMBER - VINYL WRAPPED - .7" X 3.5" X 96" - SIERRA MAPLE
	149330-J2-438	EA	LUMBER - VINYL WRAPPED - .7" X 5.5" X 96" - SIERRA MAPLE
	149330-J2-743	EA	LUMBER - VINYL WRAPPED - .7" X 5.5" X 108" - SIERRA MAPLE
	149330-K2-438	EA	LUMBER - VINYL WRAPPED - .7" X 3.9" X 96" - SIERRA MAPLE
	149330-R2-438	EA	LUMBER - VINYL WRAPPED - .7" X 3" X 96" - SIERRA MAPLE
7G	149331-D2-134	EA	MOLDING - VINYL WRAPPED - .7" X 1.6" X 96" - SIERRA MAPLE
7G	149331-F2-134	EA	MOLDING - VINYL WRAPPED - .7" X 2.5" X 84" - SIERRA MAPLE
7G	149331-F2-439	EA	MOLDING - VINYL WRAPPED - .7" X 2.5" X 96" - SIERRA MAPLE
7G	149331-F2-743	EA	MOLDING - VINYL WRAPPED - .7" X 2.5" X 108" - SIERRA MAPLE

**INTERIOR FINISH GROUP (CONTINUED)**  
**MOLDINGS & TRIMS (CONTINUED)**



KEY	PART NUMBER	U/M	DESCRIPTION
1H	138359-01-01A	FT	COVER - ROOF BREAK - PEARL CREAM/PLASTIC - 96"
2H	138403-01-01A	EA	TRIM - ROOF - MILL
3H	138403-03-01A	EA	TRIM - ROOF - MILL
4H	141260-01-01A	FT	U-CHANNEL - 1" - VILLAGE OAK - PORTSMOUTH OAK/WASHED MAPLE/SIERRA MAPLE
4H	141260-01-02A	FT	U-CHANNEL - 1" - GRADY BROWN - CONCERT CHERRY/HONEY CHERRY
5H	141303-02-N53	EA	MOLDING - CROWN/BLOCK - PORTSMOUTH OAK
5H	141303-02-N52	EA	MOLDING - CROWN/BLOCK - CONCERT CHERRY
5H	141303-02-N62	EA	MOLDING - CROWN/BLOCK - WASHED MAPLE
5H	141303-02-RA3	EA	MOLDING - CROWN/BLOCK - HONEY CHERRY
6H	141303-03-N53	EA	MOLDING - CROWN/BLOCK - PORTSMOUTH OAK
6H	141303-03-N52	EA	MOLDING - CROWN/BLOCK - CONCERT CHERRY
6H	141303-03-N62	EA	MOLDING - CROWN/BLOCK - WASHED MAPLE
6H	141303-03-RA3	EA	MOLDING - CROWN/BLOCK - HONEY CHERRY
7H	141303-05-R89	EA	MOLDING - CROWN/BLOCK - PORTSMOUTH OAK
7H	141303-05-R91	EA	MOLDING - CROWN/BLOCK - WASHED MAPLE
7H	141303-05-R90	EA	MOLDING - CROWN/BLOCK - CONCERT CHERRY
7H	141303-05-RE3	EA	MOLDING - CROWN/BLOCK - HONEY CHERRY
8H	141303-06-R89	EA	MOLDING - CROWN/BLOCK - PORTSMOUTH OAK
8H	141303-06-R90	EA	MOLDING - CROWN/BLOCK - CONCERT CHERRY
8H	141303-06-R91	EA	MOLDING - CROWN/BLOCK - WASHED MAPLE
8H	141303-06-RE3	EA	MOLDING - CROWN/BLOCK - HONEY CHERRY
9H	141303-07-R89	EA	MOLDING - CROWN/BLOCK - PORTSMOUTH OAK
9H	141303-07-R90	EA	MOLDING - CROWN/BLOCK - CONCERT CHERRY
9H	141303-07-R91	EA	MOLDING - CROWN/BLOCK - WASHED MAPLE
9H	141303-07-RE3	EA	MOLDING - CROWN/BLOCK - HONEY CHERRY
10H	141303-08-R83	EA	MOLDING - CROWN/BLOCK - PORTSMOUTH OAK
10H	141303-08-R84	EA	MOLDING - CROWN/BLOCK - CONCERT CHERRY
10H	141303-08-R91	EA	MOLDING - CROWN/BLOCK - WASHED MAPLE
10H	141303-08-RE0	EA	MOLDING - CROWN/BLOCK - HONEY CHERRY
11H	141303-09-R83	EA	MOLDING - CROWN/BLOCK - PORTSMOUTH OAK
11H	141303-09-R84	EA	MOLDING - CROWN/BLOCK - CONCERT CHERRY
11H	141303-09-R91	EA	MOLDING - CROWN/BLOCK - WASHED MAPLE
11H	141303-09-RE0	EA	MOLDING - CROWN/BLOCK - HONEY CHERRY
12H	141303-10-R89	EA	MOLDING - CROWN/BLOCK - PORTSMOUTH OAK
12H	141303-10-R90	EA	MOLDING - CROWN/BLOCK - CONCERT CHERRY
12H	141303-10-R91	EA	MOLDING - CROWN/BLOCK - WASHED MAPLE
12H	141303-10-RE3	EA	MOLDING - CROWN/BLOCK - HONEY CHERRY

**INTERIOR FINISH GROUP (CONTINUED)**  
**MOLDINGS & TRIMS (CONTINUED)**



KEY	PART NUMBER	U/M	DESCRIPTION
1J	144885-14-R83	EA	MOLDING - F/SLIDEOUT - 86.5" - PORTSMOUTH OAK
1J	144885-14-R84	EA	MOLDING - F/SLIDEOUT - 86.5" - CHERRY
1J	144885-14-RE0	EA	MOLDING - F/SLIDEOUT - 86.5" - HONEY CHERRY
1J	144885-07-SD2	EA	MOLDING - F/SLIDEOUT - 82.5" - WASHED MAPLE
2J	145379-01-R83	EA	MOLDING/TRIM - 47.48" - PORTSMOUTH OAK
2J	145379-01-R84	EA	MOLDING/TRIM - 47.48" - CONCERT CHERRY
2J	145379-01-RE0	EA	MOLDING/TRIM - 47.48" - HONEY CHERRY
2J	145379-01-SD2	EA	MOLDING/TRIM - 47.48" - WASHED MAPLE
2J	145379-02-R83	E A	MOLDING/TRIM - 7.87" W/RIGHT SIDE ANGLE CUT - PORTSMOUTH OAK
2J	145379-02-R84	EA	MOLDING/TRIM - 7.87" W/RIGHT SIDE ANGLE CUT - CONCERT CHERRY
2J	145379-02-RE0	EA	MOLDING/TRIM - 7.87" W/RIGHT SIDE ANGLE CUT - HONEY CHERRY
2J	145379-02-SD2	EA	MOLDING/TRIM - 7.87" W/RIGHT SIDE ANGLE CUT - WASHED MAPLE
2J	145379-03-R83	EA	MOLDING/TRIM - 7.87" W/LEFT SIDE ANGLE CUT - PORTSMOUTH OAK
2J	145379-03-R84	EA	MOLDING/TRIM - 7.87" W/LEFT SIDE ANGLE CUT - CONCERT CHERRY
2J	145379-03-RE0	EA	MOLDING/TRIM - 7.87" W/LEFT SIDE ANGLE CUT - HONEY CHERRY
2J	145379-03-SD2	EA	MOLDING/TRIM - 7.87" W/LEFT SIDE ANGLE CUT - WASHED MAPLE
2J	145379-05-R83	EA	MOLDING/TRIM - 102.75" - PORTSMOUTH OAK
2J	145379-05-R84	EA	MOLDING/TRIM - 102.75" - CONCERT CHERRY
2J	145379-05-SD2	EA	MOLDING/TRIM - 102.75" - WASHED MAPLE
2J	145379-05-RE0	EA	MOLDING/TRIM - 102.75" - HONEY CHERRY
3J	146306-01-01A	FT	TRANSITION - CARPET/TILE
4J	149151-01-S46	EA	MOLDING - BLOCK - PORTSMOUTH OAK
4J	149151-01-S47	EA	MOLDING - BLOCK - CONCERT CHERRY
4J	149151-01-S48	EA	MOLDING - BLOCK - WASHED MAPLE

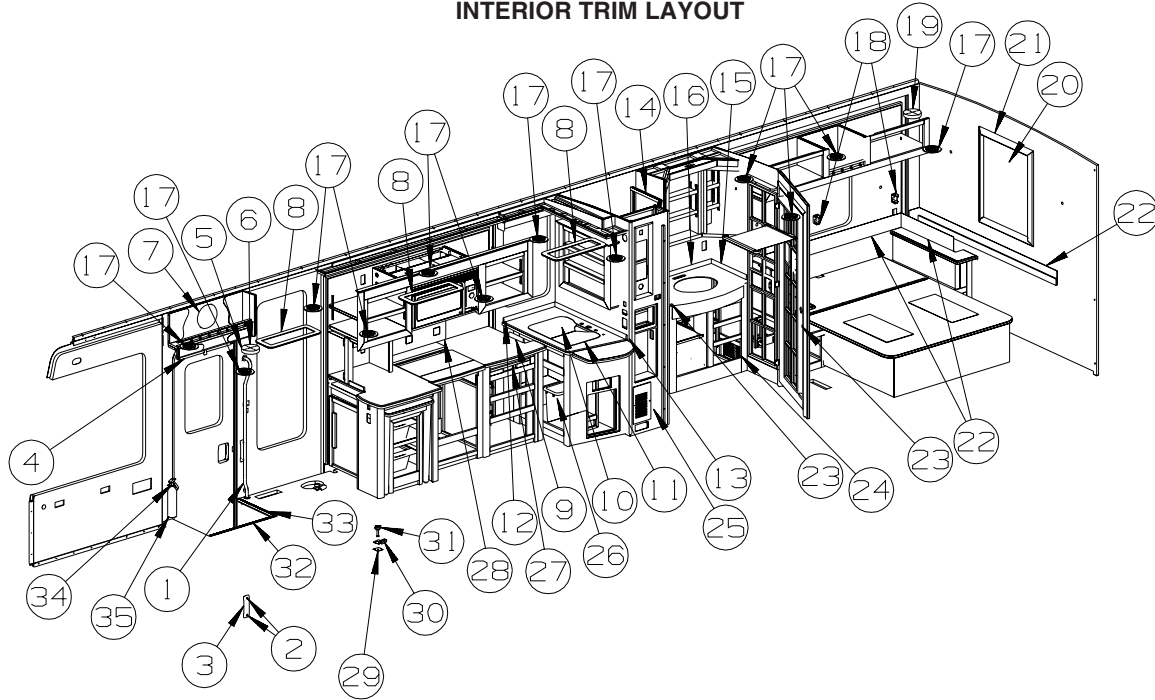


**INTERIOR FINISH GROUP (CONTINUED)**  
**PANELING & LAMINATES**

<b>KEY</b>	<b>PART NUMBER</b>	<b>U/M</b>	<b>DESCRIPTION</b>
	000885-A5-000	SF	PARTICLE BOARD - 3/8" X 4' X 8'- WHT PEB EMBOSSED-1 SIDED
	000885-92-000	SF	PARTICLE BOARD-3/8" X 4' X 8'-PORTSMOUTH OAK-VINYL 1 SIDED - PORTSMOUTH OAK
	000885-B9-000	SF	PARTICLE BOARD - 3/8" X 4' X 8' - CONCERT CHERRY - 1-SIDED - CONCERT CHERRY
	000885-B5-000	SF	PARTICLE BOARD - 3/8" X 4' X 8' - NEAT WASHED MAPLE - 1-SIDED - WASHED MAPLE
	000885-B1-000	SF	PARTICLE BOARD - 3/8" X 4' X 8' - SIERRA MAPLE - 1-SIDED - SIERRA MAPLE
	000885-93-000	SF	PARTICLE BOARD - 3/8" X 4' X 8' - PORTSMOUTH OAK - 2-SIDED - PORTSMOUTH OAK
	000885-B8-000	SF	PARTICLE BOARD - 3/8" X 4' X 8' - CONC CHERRY - 2 SIDED - CONCERT CHERRY
	000885-B4-000	SF	PARTICLE BOARD - 3/8" X 4' X 8' - NEAT WASHED MAPLE - 2-SIDED - WASHED MAPLE
	000885-B0-000	SF	PARTICLE BOARD - 3/8" X 4' X 8' - SIERRA MAPLE - 2-SIDED - SIERRA MAPLE
	000885-95-000	SF	PARTICLE BOARD - 3/4" X 4' X 8' - PORTSMOUTH OAK - 2-SIDED - PORTSMOUTH OAK
	000885-C0-000	SF	PARTICLE BOARD - 3/4" X 4' X 8' - CONC CHERRY - 2 SIDED - CONCERT CHERRY
	000885-B6-000	SF	PARTICLE BOARD - 3/4" X 4' X 8' - NEAT WASHED MAPLE - 2-SIDED - WASHED MAPLE
	000885-B2-000	SF	PARTICLE BOARD - 3/4" X 4' X 8' - SIERRA MAPLE - 2-SIDED - SIERRA MAPLE
	057882-04-000	SF	TAMBOUR - 48" X 96" SHEET - UNFINISHED - PORTSMOUTH OAK
	057882-06-000	SF	TAMBOUR - 48" X 96" - SHEET - CONCERT CHERRY
	057882-05-000	SF	TAMBOUR - 48" X 96" SHEET - UNFINISHED - WASHED MAPLE/SIERRA MAPLE
	069733-87-000	EA	BATT STRIP - WOODGRAINED/PORTSMOUTH OAK - 8' - PORTSMOUTH OAK
	069733-88-000	EA	BATT STRIP - WOODGRAINED/SALEM CHERRYK - 8' - CONCERT CHERRY
	069733-89-000	EA	BATT STRIP - WOODGRAINED/WASHED MAPLE - 8' - WASHED MAPLE
	069733-90-000	EA	BATT STRIP - WOODGRAINED/SIERRA MAPLE - 8' - SIERRA MAPLE
	074498-40-000	SF	LAMINATE - PLASTIC - OFF WHITE - 4' X 8'
	074497-42-000	SF	PANELING - PORTSMOUTH OAK - 4' X 8' - PORTSMOUTH OAK
	074497-50-000	SF	PANELING - CONC CHERRY - 4' X 8' - CONCERT CHERRY
	074497-49-000	SF	PANELING - NEAT WASHED MAPLE - 4' X 8' - WASHED MAPLE
	074497-48-000	SF	PANELING - SIERRA MAPLE - 4' X 8' - SIERRA MAPLE
	074498-95-000	SF	LAMINATE - PLASTIC - PORTSMOUTH OAK - 4' X 8' - PORTSMOUTH OAK
	074498-96-000	SF	LAMINATE - PLASTIC - CHERRY - 4' X 8' - CONCERT CHERRY
	074498-A6-000	SF	LAMINATE - PLASTIC - NEAT WASHED MAPLE - 4' X 8' - WASHED MAPLE
	074498-A8-000	SF	LAMINATE - PLASTIC - SIERRA MAPLE - 4' X 8' - SIERRA MAPLE
	074498-99-000	SF	LAMINATE - PLASTIC - EGGSHELL - 5' X 8'(S64, S65, S66, S67, SK0, SK1, SK2, SK3)
	074498-A0-000	SF	LAMINATE - PLASTIC - ROCKY MOUNTAIN HIGH - 4' X 8' (S68, S69, S70, S71, SK4, SK5, SK6, SK7)
	074498-97-000	SF	LAMINATE - PLASTIC - GRAY TRANQUILITY - 4' X 8' (S72, S73, S74, S75, SL0, SL1, SL2, SL3)
	076325-78-000	FT	MOLDING - EDGE BAND - .93" X .024" - PORTSMOUTH OAK
	076325-79-000	FT	MOLDING - EDGE BAND - .93" X .024" - CONCERT CHERRY
	076325-82-000	FT	MOLDING - EDGE BAND - .93" X .024" - WASHED MAPLE
	076325-83-000	FT	MOLDING - EDGE BAND - .93" X .024" - SIERRA MAPLE
	076773-15-000	SF	PANELING - 2 SIDED/PORTSMOUTH OAK - 1/8" X 4' X 8' - PORTSMOUTH OAK
	076773-21-000	SF	PANELING - 2 SIDED/CONC CHERRY - 1/8" X 4' X 8' - CONCERT CHERRY
	076773-20-000	SF	PANELING - 2 SIDED/NEAT WASHED MAPLE - 1/8" X 4' X 8' - WASHED MAPLE
	076773-19-000	SF	PANELING - 2 SIDED/SIERRA MAPLE - 1/8" X 4' X 8' - SIERRA MAPLE
	079666-03-000	SF	PANELING - CLOSET - CEDAR - 4' X 7'
	080215-14-000	SF	PANELING - 2 SIDED - PORTSMOUTH OAK - 3/16" X 4' X 8' - PORTSMOUTH OAK
	080215-17-000	SF	PANELING - 2 SIDED - CONC CHERRY - 3/16" X 4' X 8' - CONCERT CHERRY
	080215-16-000	SF	PANELING - 2 SIDED/WASHED MAPLE - 3/16" X 4' X 8' - WASHED MAPLE
	080215-19-000	SF	PANELING - 2 SIDED/SIERRA MAPLE - 3/16" X 4' X 8' - SIERRA MAPLE
	085284-F7-000	FT	TAPE/STRIP - TRUE GRIP - 1 1/2" WIDE - ADHESIVE BACKED - BLACK
	085284-G8-000	FT	BATT TAPE - ADHESIVE BACKED - PORTSMOUTH OAK
	085284-J7-000	FT	BATT TAPE - ADHESIVE BACKED - CONC CHERRY - CONCERT CHERRY
	085284-H3-000	FT	BATT TAPE - ADHESIVE BACKED - DECORATIVE - WASHED MAPLE
	085284-J4-000	FT	BATT TAPE - ADHESIVE BACKED - DECORATIVE - SIERRA MAPLE
	085284-H0-000	FT	BATT TAPE - ADHESIVE BACKED - DECORATIVE - STONE (S64, S65, S66, S67, SK0, SK1, SK2, SK3)
	085284-H9-000	FT	BATT TAPE - ADHESIVE BACKED - DECORATIVE - CYPRESS (S68, S69, S70, S71, SK4, SK5, SK6, SK7)
	085284-H8-000	FT	BATT TAPE - ADHESIVE BACKED - ROCKET SILVERADO (S72, S73, S74, S75, SL0, SL1, SL2, SL3)
	088263-H6-000	EA	BATT STRIP - DECORATIVE - STONE (S64, S65, S66, S67, SK0, SK1, SK2, SK3)
	088263-H5-000	EA	BATT STRIP - DECORATIVE - CYPRESS (S68, S69, S70, S71, SK4, SK5, SK6, SK7)
	088263-H4-000	EA	BATT STRIP - DECORATIVE - ROCKET SILVERADO (S72, S73, S74, S75, SL0, SL1, SL2, SL3)
	088272-H9-000	SF	PANELING - PEBBLE EMBOSSED - WHITE - 4' X 7'
	088272-K7-000	SF	PANELING - STONE - 4' X 7'(S64, S65, S66, S67, SK0, SK1, SK2, SK3)
	088272-K6-000	SF	PANELING - CYPRESS - 4' X 7' (S68, S69, S70, S71, SK4, SK5, SK6, SK7)
	088272-K5-000	SF	PANELING - SILVERADO - 4' X 7' (S72, S73, S74, S75, SL0, SL1, SL2, SL3)
	132610-05-28A	FT	WALLPAPER - BORDER - 7" - SELF-ADHESIVE (S64 THRU S71, SK0 THRU SK7)
	132610-05-27A	FT	WALLPAPER - BORDER - 7" - SELF-ADHESIVE (S72, S73, S74, S75, SL0, SL1, SL2, SL3)

## INTERIOR FINISH GROUP (CONTINUED)

### INTERIOR TRIM LAYOUT



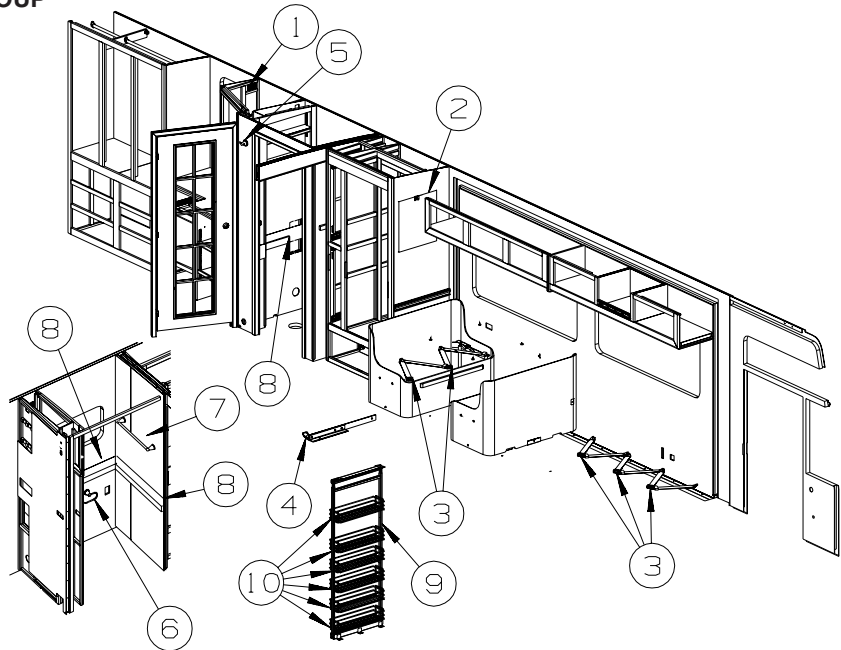
KEY	PART NUMBER	U/M	DESCRIPTION
1	131058-03-02A	EA	HAND RAIL - INTERIOR ENTRY DOOR - BLACK
2	140151-02-02A	EA	COVER - SCREW - BRIGHT WHITE
3	148362-01-01A	EA	COVER - BRACKET/STRIKE - BRIGHT WHITE
4	144628-02-02A	EA	SHADE - SCREEN DOOR - 23" X 33.4" - BLACK
4	144628-02-01A	EA	SHADE - SCREEN DOOR - 23" X 33.4" - BRIGHT WHITE
5	077956-01-000	EA	LABEL - WARNING/SMOKE DETECTOR
6	072852-01-000	EA	DETECTOR - SMOKE - W/9 VOLT BATTERY
6	072852-02-000	EA	DETECTOR - SMOKE - W/9 VOLT BATTERY - <b>CANADIAN</b>
7	142368-01-01A	EA	CLOCK - 8" ROUND - BRASS
7	142368-01-02A	EA	CLOCK - 8" ROUND - SATIN NICKEL - <b>STAINLESS STEEL PKG</b>
8	149160-01-05A	EA	TRIM - LIGHT RING - PORTSMOUTH OAK
8	149160-01-01A	EA	TRIM - LIGHT RING - CONCERT CHERRY
8	149160-01-03A	EA	TRIM - LIGHT RING - WASHED MAPLE
8	149160-01-04A	EA	TRIM - LIGHT RING - SIERRA MAPLE
9	130813-53-03A	EA	BACKSPLASH/COUNTERTOP - 1/2" VENDURA - ALMONDINE
10	137489-01-02A	EA	COVER - SINK/LARGE - 13.8" X 17" - 1/4" VENDURA/ALMONDINE
11	137489-02-02A	EA	COVER - SINK/SMALL - 9.6" X 15.7" - 1/4" VENDURA/ALMONDINE
12	130813-52-03A	EA	BACKSPLASH/COUNTERTOP - 1/2" VENDURA - ALMONDINE
13	130813-51-03A	EA	BACKSPLASH/COUNTERTOP - 1/2" VENDURA - ALMONDINE
14*	139047-03-01A	EA	DOOR - SHOWER - NEO ANGLE - GOLD/AQUA - 66.4" TALL
14*	139047-03-04A	EA	DOOR - SHOWER - NEO ANGLE - 66.4" TALL - CHROME/RAIN - <b>STAINLESS STEEL PKG</b>
15	130813-40-03A	EA	BACKSPLASH/COUNTERTOP - 1/2" VENDURA - ALMONDINE
16	130813-75-03A	EA	BACKSPLASH/COUNTERTOP - 1/2" VENDURA - ALMONDINE
17	120134-01-02A	EA	REGISTER - W/DAMPER - 4" PIPE/6.4" O.D. FACE - WHITE
17	120134-02-01A	EA	REGISTER - TRIM RING - WHITE
18	142411-05-000	EA	HOLDER - F/CONTROL (SELECT COMFORT)
19	125136-02-000	EA	DETECTOR/CO - GAS MODEL - 9 VOLT
20	140374-30-000	EA	MIRROR - SAFETY GLASS - 25.6" X 31.5"
21	142631-02-03A	EA	FRAME - MIRROR - 35.7"H X 30"W - PORTSMOUTH OAK
21	142631-02-01A	EA	FRAME - MIRROR - 35.7"H X 30"W - CONCERT CHERRY
21	142631-02-02A	EA	FRAME - MIRROR - 35.7"H X 30"W - WASHED MAPLE
21	142631-02-04A	EA	FRAME - MIRROR - 35.7"H X 30"W - SIERRA MAPLE
22	132610-05-28A	FT	WALLPAPER - BORDER - 7" - SELF-ADHESIVE (S64 THRU S71, SK0 THRU SK7)
22	132610-05-27A	FT	WALLPAPER - BORDER - 7" - SELF-ADHESIVE (S72 THRU S75, SL0 THRU SL3)
23	120760-01-000	EA	RUBBER BUMPER - CLEAR - .1" THICK X .8" DIAMETER
24	093614-01-02A	EA	GRILLE - AIR RETURN - 15.9" X 7.9" - BEIGE
25	093614-14-01A	EA	GRILLE - AIR RETURN - 7.9" X 13.9" - WHITE
26	130818-02-01A	EA	TRASH CONTAINER - 20 QUART ALMOND
27	102778-11-000	EA	BOARD - CUTTING - .7" X 17.9" X 21.2" - WOOD



**INTERIOR FINISH GROUP (CONTINUED)**  
**INTERIOR TRIM LAYOUT (CONTINUED)**

KEY	PART NUMBER	U/M	DESCRIPTION
28	151184-01-S64	EA	BACKSPLASH - W/ACCENTS - COUNTERTOP - VENDURA - ALMONDINE
	151184-11-02A	EA	BACKSPLASH - COUNTERTOP - VENDURA - ALMONDINE
	151184-12-02A	EA	BACKSPLASH/ACCENT - COUNTERTOP - VENDURA - ALMONDINE
29	134128-02-02B	EA	PLATE - W/HOLES - W/WELDNUT - E-COATED
30	134057-01-11B	EA	BRACKET - RECLINER - FLAT BLACK
31	134194-01-01A	EA	KNOB - HOLD DOWN/RECLINER - BLACK
32	139955-13-01A	EA	TRIM - STEP/ENTRY - 29.7" - MILL
33	139955-05-01A	EA	TRIM - STEP/ENTRY - 20.9" - MILL
34	094499-04-000	EA	STRAP - FIRE EXTINGUISHER MOUNTING - METAL
35	094499-03-000	EA	EXTINGUISHER/FIRE - DRY - 10BC - W/GAUGE/BRACKET
35*	094499-02-000	EA	EXTINGUISHER/FIRE - DRY - 10BC - W/GAUGE - <b>CANADIAN</b>

**\*COMPONENT PARTS LISTED LATER IN THIS GROUP**



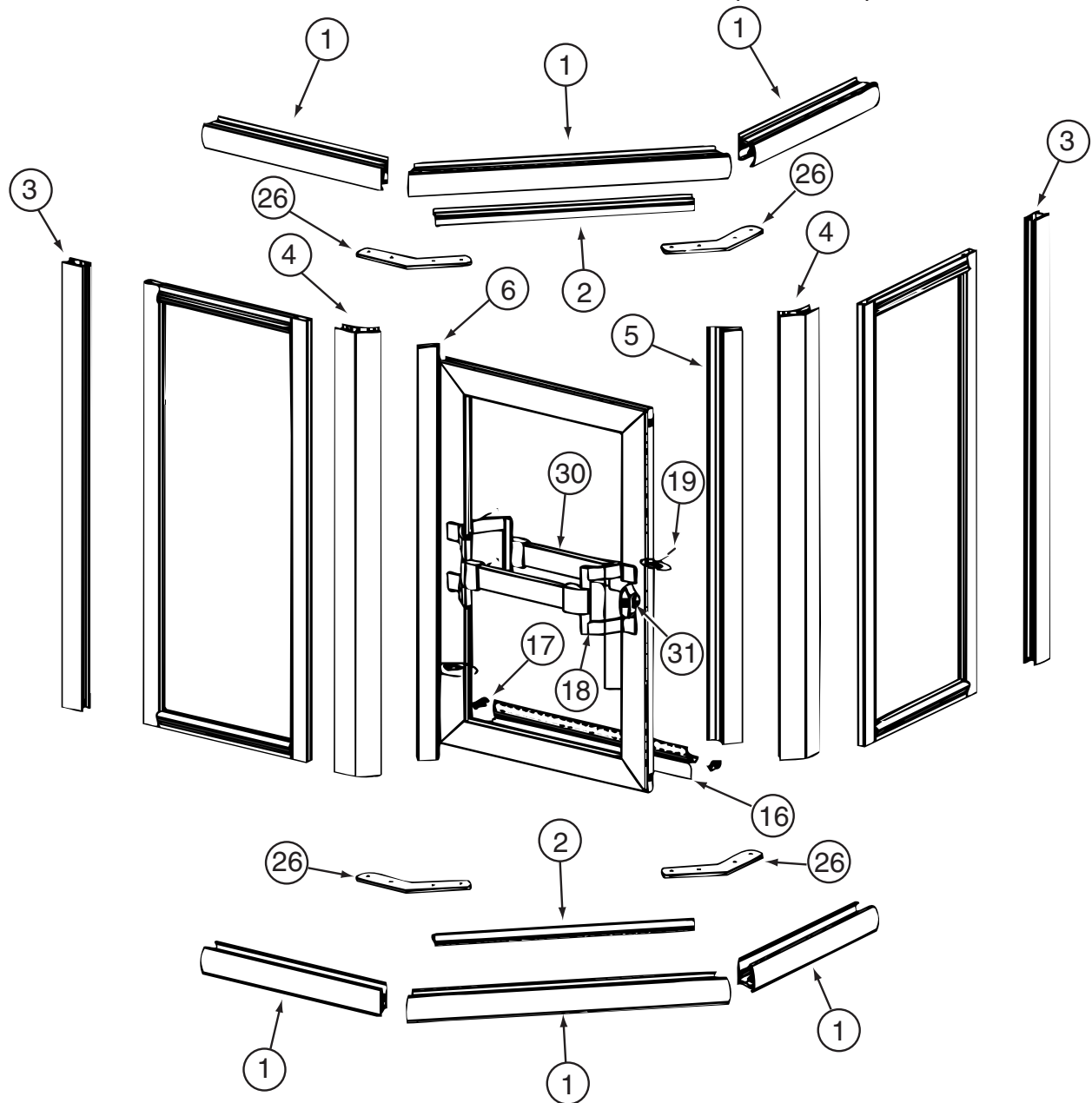
KEY	PART NUMBER	U/M	DESCRIPTION
1	093214-01-03A	EA	GRILLE - SPEAKER - 4" - GLACIER
2	131493-02-14A	EA	PICTURE - DECORATIVE - 13" X 15" - WINTER WHITE
2	131493-02-28A	EA	PICTURE - DECORATIVE - 13" X 15" - WINTER WHITE - <b>STAINLESS STEEL PKG</b>
	130120-01-01A	EA	BRACKET/MOUNTING - PICTURE
3	056271-01-000	EA	SEAT BELT - 2" X 102" - BLACK
			FROM: 00-00-00 THRU: 02-14-05
3	007021-01-000	EA	SEAT BELT - 2" X 72" - BLACK
			FROM: 02-15-05 THRU: 99-99-99
	040221-01-02B	EA	WASHER - SEAT BELT - E-COAT
4	151078-01-02B	EA	BRACKET - MOUNTING - SEAT BELT - E-COATED
5	145849-03-01A	EA	HOOK - ROBE - TWIN - BRASS
5	145849-03-02A	EA	HOOK - ROBE - CHROME - <b>STAINLESS STEEL PKG</b>
6	140973-01-01A	EA	HOLDER - TOILET TISSUE - BRASS
6	140973-01-02A	EA	HOLDER - TOILET TISSUE - CHROME - <b>STAINLESS STEEL PKG</b>
7	140849-01-01A	EA	BAR - TOWEL - 18" - BRASS
7	140849-01-02A	EA	BAR - TOWEL - 18" - CHROME - <b>STAINLESS STEEL PKG</b>
8	132610-05-28A	FT	WALLPAPER - BORDER - 7" - SELF-ADHESIVE (S64 THRU S71, SK0 THRU SK7)
8	132610-05-27A	FT	WALLPAPER - BORDER - 7" - SELF-ADHESIVE (S72 THRU S75, SL0 THRU SL3)
9	148432-01-01A	EA	SLIDE FRAME - PANTRY - 22.1" DEEP X 56.6" TO 59.4" TALL
			FROM: 00-00-00 THRU: 10-17-04
10	148432-10-01A	EA	PANTRY BASKET - 6" X 20.5" X 3.3"
			FROM: 00-00-00 THRU: 10-17-04

**COMPONENT PARTS FOR INTERIOR TRIM LAYOUT**

**094499-02-000**

KEY	PART NUMBER	U/M	DESCRIPTION	VENDOR NO
	094499-01-700	EA	BRACKET MTG. W/PLAS. STRAP	294039

**INTERIOR FINISH GROUP (CONTINUED)**  
**COMPONENT PARTS FOR INTERIOR TRIM LAYOUT (CONTINUED)**

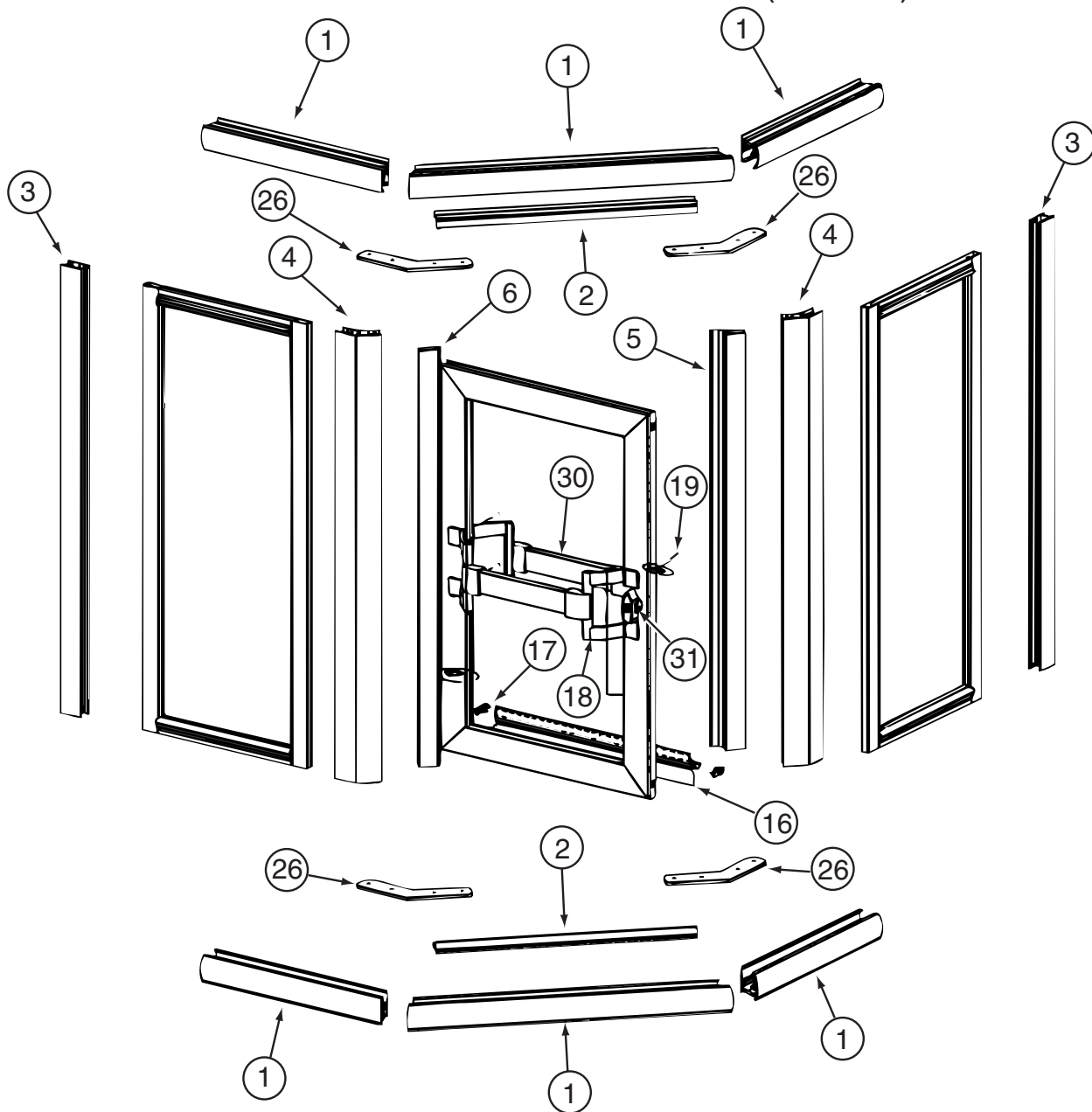


139047-01-01A/02A, 139047-02-01A/02A, 139049-03-01A/02A/03A, 139047-04-02A/03A, 139047-05-01A

KEY	PART NUMBER	U/M	DESCRIPTION	VENDOR NO.
1	139047-01-700	EA	HEADER/SILL - 30" (PAIR)	900
2	139047-01-701	EA	DAM STRIP-TOP/BOTTOM-35.4"	901
3	139047-01-702	EA	JAMB - WALL - 65.9"	903
4	139047-01-703	EA	CORNER POST-45 DEGREE- 65.9"	909
5	139047-01-704	EA	STRIKE - JAMB - 64.6"	926
6	139047-01-705	EA	HINGE/POST - DOOR - 64.5"	920
16	139047-01-710	EA	VINYL SWEEP	C176G
17	139047-01-711	EA	PLUG - DRIP CAP (SET)	CP933
18	092574-01-701	EA	BRACKET-DOOR PULL/TOWEL BAR	8141G
19	092574-01-710	EA	SCREW-GOLD, FOR TOWEL BAR	83212G
26	139047-01-712	EA	HEADER - CORNER BRACKET	313.45C
30	116814-01-700	EA	BAR-TOWEL 17 5/16"	68G
31	089318-01-707	EA	LATCH/CATCH - SAFETY - BLACK	9730N
	139047-01-706	EA	HINGE PINS	CP932
	139047-01-707	EA	WASHERS - HINGE	CP148TW
	139047-01-708	EA	HINGE - SLEEVE - 61.5"	C921B
	139047-01-709	EA	STRIP - MAGNETIC- 55"	98-42
	139047-01-713	EA	RAIL DRIP - 31.6"	927G

CONTACT WINNEBAGO PART SALES FOR UNLISTED COMPONENT(S)

**INTERIOR FINISH GROUP (CONTINUED)**  
**COMPONENT PARTS FOR INTERIOR TRIM LAYOUT (CONTINUED)**



**139047-01-05A, 139047-03-04A & 139047-05-02A**

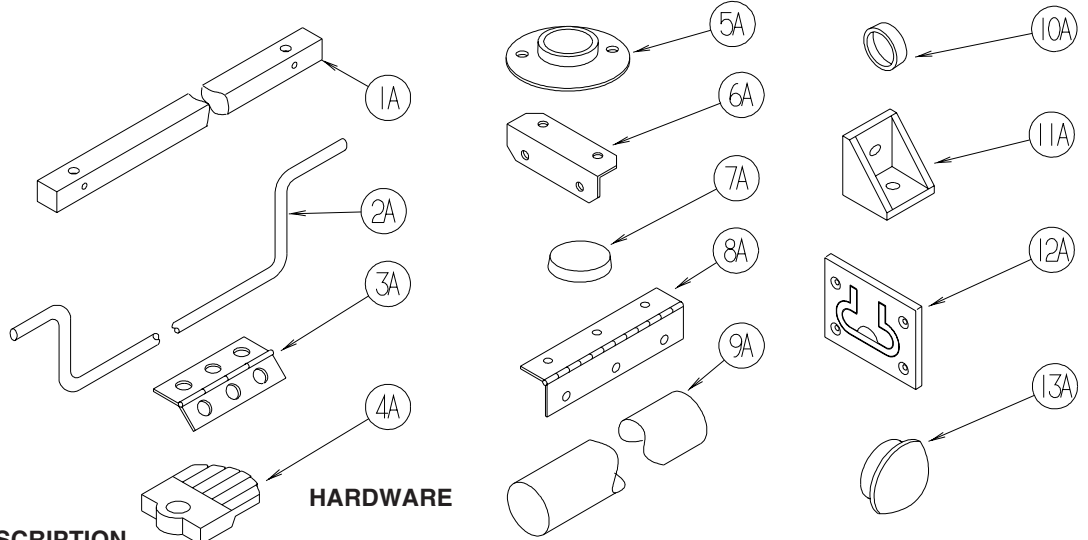
KEY	PART NUMBER	U/M	DESCRIPTION	VENDOR NO.
1	139047-03-700	EA	HEADER/SILL - 30" (PAIR)	900B
2	139047-03-701	EA	DAM STRIP-TOP/BOTTOM-35.4"	901B
3	139047-03-702	EA	JAMB - WALL - 65.9"	903B
4	139047-03-703	EA	CORNER POST-45 DEGREE- 65.9"	909B
5	139047-03-704	EA	STRIKE - JAMB - 64.6"	926B
6	139047-03-705	EA	HINGE/POST - DOOR - 64.5"	920B
16	139047-01-710	EA	VINYL SWEEP	C176G
17	139047-01-711	EA	PLUG - DRIP CAP (SET)	CP933
18	147577-01-701	EA	BRACKET-DOOR PULL/TOWEL BAR	8141B
19	147577-01-706	EA	SCREW-FOR TOWEL BAR	83212B
26	139047-01-712	EA	HEADER - CORNER BRACKET	313.45C
30	147577-01-708	EA	BAR-TOWEL 17 5/16"	68B
31	089318-01-707	EA	LATCH/CATCH - SAFETY - BLACK	9730N
	139047-01-706	EA	HINGE PINS	CP932
	139047-01-707	EA	WASHERS - HINGE	CP148TW
	139047-01-708	EA	HINGE - SLEEVE - 61.5"	C921B
	139047-01-709	EA	STRIP - MAGNETIC- 55"	98-42
	147577-01-704	EA	RAIL DRIP - SWEEP	927B

CONTACT WINNEBAGO PART SALES FOR UNLISTED COMPONENT(S)

# INTERIOR FINISH GROUP (CONTINUED)

## FLOOR COVERINGS

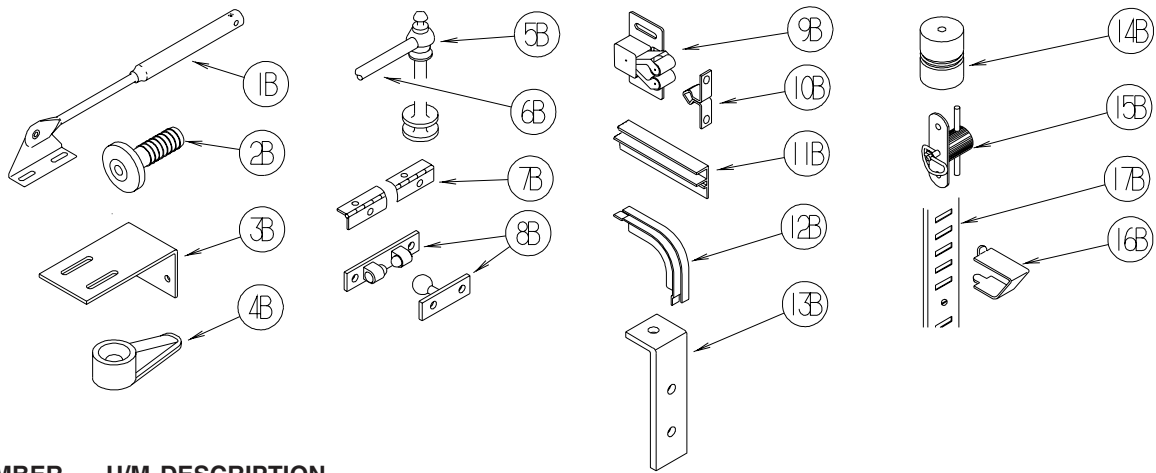
KEY	PART NUMBER	U/M	DESCRIPTION
	075233-01-000	SY	PAD - CARPET - 3/8" X 6' ROLL
	089275-02-000	FT	STRIP - 3/4" X 84" BLACK POLYETHYLENE
	131711-01-05A	EA	TILE/FLOOR - VINYL - 12" X 12" - TAUPE
	139056-11-000	SY	CARPET - MUSLIN - 4 SQUARE YARD INCREMENTS (S64, S65, S66, S67, SK0, SK1, SK2, SK3) FROM: 00-00-00 THRU: 11-07-04
	152251-05-02A	SY	CARPET - 4 SQUARE YARD INCREMENTS - BURLWOOD (S64, S65, S66, S67, SK0, SK1, SK2, SK3) FROM: 11-08-04 THRU: 99-99-99
	096060-G8-000	SY	CARPET - CAMEL - 4 SQUARE YARDS INCREMENTS (S68, S69, S70, S71, SK4, SK5, SK6, SK7) FROM: 00-00-00 THRU: 10-31-04
	152251-05-04A	SY	CARPET - 4 SQUARE YARD INCREMENTS - BUTTERCUP (S68, S69, S70, S71, SK4, SK5, SK6, SK7) FROM: 11-01-04 THRU: 99-99-99
	139056-06-000	SY	CARPET - CRYSTAL LAKE - 4 SQUARE YARD INCREMENTS (S72, S73, S74, S75, SL0, SL1, SL2, SL3) FROM: 00-00-00 THRU: 11-07-04
	152251-05-05A	SY	CARPET - 4 SQUARE YARD INCREMENTS - SKY BLUE (S68, S69, S70, S71, SK4, SK5, SK6, SK7) FROM: 11-08-04 THRU: 99-99-99



KEY	PART NUMBER	U/M	DESCRIPTION
1A	P34509-01-N01	EA	RAIL END - RH/LH - TOWEL RACK - PORTSMOUTH
1A	P34509-01-P14	EA	RAIL END - RH/LH - TOWEL RACK - CONCERT CHERRY
1A	P34509-01-J70	EA	RAIL END - RH/LH - TOWEL RACK - WASHED MAPLE
1A	P34509-01-RE0	EA	RAIL END - RH/LH - TOWEL RACK - HONEY CHERRY
1A	P34509-01-SA3	EA	RAIL END - RH/LH - TOWEL RACK - SIERRA MAPLE
2A	146801-01-01A	EA	ROD/TOWEL BAR (OFFSET) - BRASS
2A	146801-01-02A	EA	ROD/TOWEL BAR (OFFSET) - PEWTER
3A	009059-01-000	EA	HINGE - DOOR - 2" X 1.4" - BRASS
3A	009059-02-000	EA	HINGE - DOOR - 2" X 2.7" - BRASS
3A	009059-03-000	EA	HINGE - BRASS - 1.75"
3A	009059-04-000	EA	HINGE - 2" - ZINC
4A	009089-01-000	EA	CLIP - MIRROR
5A	009112-01-000	EA	FLANGE - PLASTIC - 1" CLOTHES ROD - OFF WHITE
5A	152301-01-01A	EA	FLANGE - PLASTIC - 1" CLOTHES ROD HOLDER - WHITE
6A	016604-05-000	EA	BRACE - ANGLE - 2 1/2" - OFF WHITE METAL
6A	016604-10-000	EA	BRACE - SEAT ANGLE - 2.5" - BLACK
7A	023320-01-000	EA	PAD - FELT 3/8" DIAMETER
8A	041389-25-000	EA	HINGE - PIANO - 1 1/2" X 55" - UNPAINTED
9A	042438-02-000	EA	DOWEL - WOOD - 2" DIAMETER X 2'
10A	057671-01-000	EA	COVER - SCREW - #8 - OFF WHITE
10A	057671-15-000	EA	COVER - SCREW - #8 - BRIGHT WHITE
10A	057671-16-000	EA	COVER - SCREW - #8 - SOFT WHITE
10A	057671-17-000	EA	COVER - SCREW - VW LT GRAY - #8
11A	065740-01-000	EA	BRACE - CABINET/CORNER - PLASTIC
12A	072871-01-000	EA	PULL - FLUSH - CHROME
13A	074045-08-000	EA	PLUG - OAK - 3/8" DOWEL-1/2" HEAD - CONCERT CHERRY
13A	074045-12-000	EA	PLUG - OAK - 3/8" DOWEL-1/2" HEAD - WASHED MAPLE
13A	074045-13-000	EA	PLUG - OAK - 3/8" DOWEL-1/2" HEAD - PORTSMOUTH OAK
13A	074045-14-000	EA	PLUG - OAK - 3/8" DOWEL-1/2" HEAD - HONEY CHERRY
13A	074045-15-000	EA	PLUG - OAK - 3/8" DOWEL-1/2" HEAD - SIERRA MAPLE

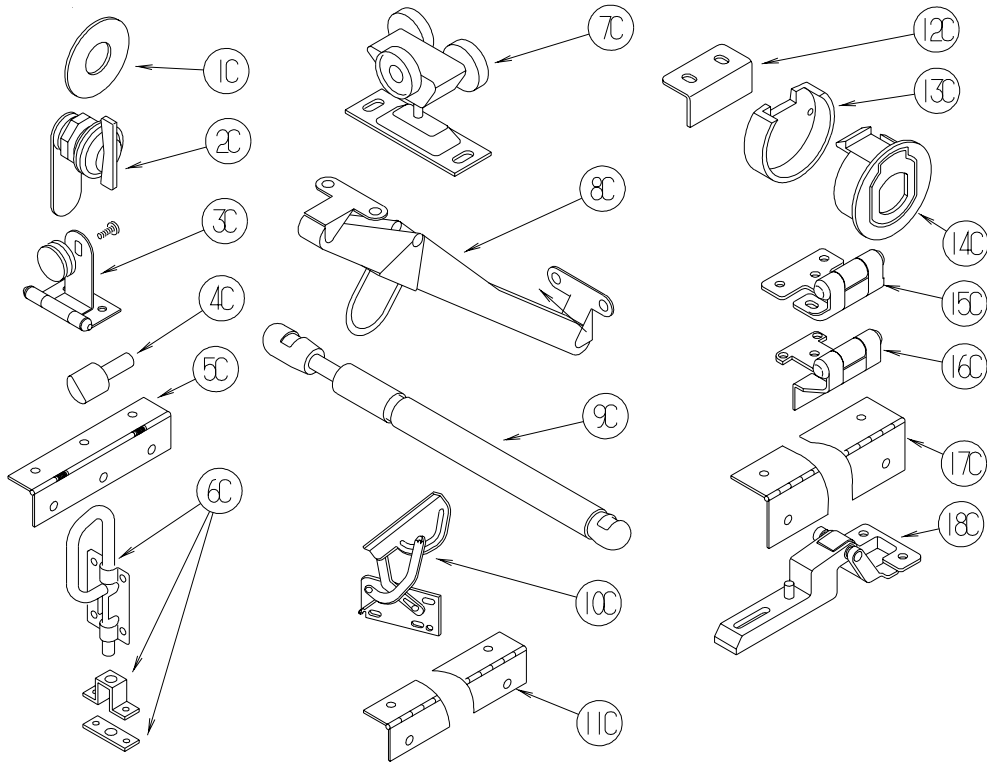
## INTERIOR FINISH GROUP (CONTINUED)

### HARDWARE (CONTINUED)



KEY	PART NUMBER	U/M	DESCRIPTION
1B	074493-02-000	EA	SUPPORT - PISTON SPRING - CABINET DOOR - 26 LBS
1B	074493-03-000	EA	SUPPORT - PISTON SPRING - CABINET DOOR - 12 LBS
2B	079921-01-000	EA	ROLLER - NYLON - W/STEEL SHAFT - BARBED
3B	083125-07-000	EA	BRACE - ANGLE/COUCH - 2.5" - OFF WHITE
4B	083204-03-000	EA	BUTTON - RETAINING MIRROR 5/16" TIP
5B	084070-03-000	EA	POST - END - 2.4" - SHINY BRASS
6B	084071-20-000	EA	ROD - BRASS - 9.8"
6B	146840-03-01A	EA	ROD - .25" DIAMETER - BRASS
6B	146840-03-02A	EA	ROD - .25" DIAMETER - PEWTER
6B	146840-04-01A	EA	ROD - .25" DIAMETER - BRASS
6B	146840-04-02A	EA	ROD - .25" DIAMETER - PEWTER
6B	146840-05-01A	EA	ROD - .25" DIAMETER - BRASS
6B	146840-05-02A	EA	ROD - .25" DIAMETER - PEWTER
7B	084413-01-000	EA	HINGE - 1" X 72" - ALUMINUM - W/HOLES
8B	084451-01-000	EA	CATCH & LATCH - 1.7" - BRASS
9B	093586-03-000	EA	CATCH - SPRING ROLLER - .377"
9B	093586-06-000	EA	CATCH - SPRING ROLLER - .236"
10B	093586-04-000	EA	STRIKE - SPRING STEEL - 1.14"
10B	093586-05-000	EA	STRIKE - SPRING STEEL - .943"
11B	093622-01-000	EA	TRACK - DOOR - TAMBOUR - PLASTIC - 8' LENGTHS
12B	093623-01-000	EA	CORNER - TRACK - TAMBOUR DOOR
13B	096826-01-01A	EA	BRACE-CABINET E-COATED
14B	097872-04-000	EA	DOWEL - WOOD - 1" DIAMETER X 1.38" LONG - UNFINISHED
15B	098196-01-000	EA	LATCH - 1/4 TURN - T-BAR
16B	098979-01-000	EA	CLIP - ADJUSTABLE SHELF
17B	098980-01-000	EA	PILASTER - ADJUSTABLE SHELF - 18"
17B	098980-02-000	EA	PILASTER - ADJUSTABLE SHELF - 12"
17B	098980-03-000	EA	PILASTER - ADJUSTABLE SHELF - 9"
17B	098980-04-000	EA	PILASTER - ADJUSTABLE SHELF - 48"
17B	098980-05-000	EA	PILASTER - ADJUSTABLE SHELF - 15"
17B	098980-06-000	EA	PILASTER - ADJUSTABLE SHELF - 24"

**INTERIOR FINISH GROUP (CONTINUED)**  
**HARDWARE (CONTINUED)**

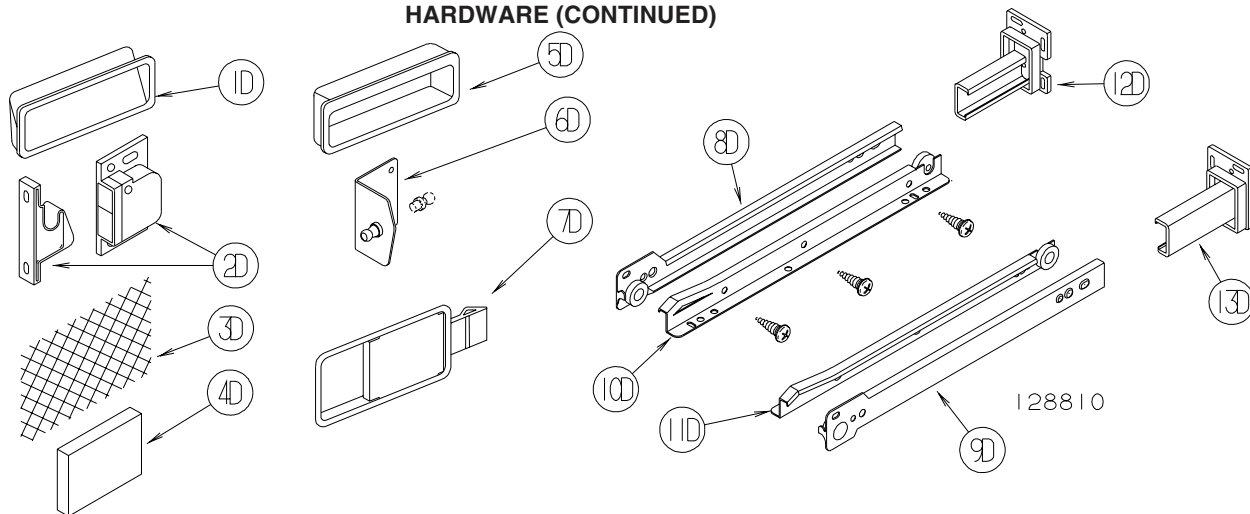


KEY	PART NUMBER	U/M	DESCRIPTION
1C	100707-01-000	EA	SPACER - GLASS DOOR - .8" DIA - .3" HOLE - PLASTIC
2C	100710-01-01A	EA	LOCK - GLASS DOOR/TWIST TYPE - BRASS
3C	100711-01-01A	EA	HINGE - GLASS DOOR
4C	101766-01-000	EA	PIN - SUPPORT/GLASS DOOR
5C	102920-01-01A	EA	HINGE - SPRING LOADED - BRASS
6C	103256-01-000	EA	LATCH COMPLETE (SLIDE)
7C	103874-01-000	EA	HANGER - SLIDING DOOR
8C	104181-01-01A	EA	SUPPORT - LEAF 5.3" EXTENDS TO 7.5" - SAFETY RING - METAL
9C	142569-15-000	EA	SPRING/GAS - 12" COMPRESSED/20" EXTENDED - 120 LB.
9C	142569-16-000	EA	SPRING/GAS - 12" COMPRESSED/20" EXTENDED - 90 LB
10C	108126-01-000	EA	TRAY HINGE SET (QTY. 2 PER SET)
11C	110496-01-01A	EA	HINGE - BRASS
12C	113375-02-01A	EA	STRIKE - DOOR - CHROME
13C	113375-05-01A	EA	LATCH - SLAM - BACK - .8" THICK
14C	113375-06-01A	EA	LATCH - SLAM - FACE - .7" THICK
15C	113676-01-01A	EA	HINGE - OVERLAY - VARIABLE - BURNISHED BRASS
16C	113677-01-01A	EA	HINGE - SELF CLOSING
17C	114278-02-000	EA	HINGE - CONTINUOUS - 3" WIDE
18C	114443-01-01A	EA	HINGE - CABINET DOOR



## INTERIOR FINISH GROUP (CONTINUED)

### HARDWARE (CONTINUED)



KEY	PART NUMBER	U/M	DESCRIPTION
1D	115994-01-01A	EA	HANDLE - POCKET
2D	117095-01-01A	EA	LATCH - DOOR - GRABBER W/KEEPER - PLASTIC - BLK-5 LB PULL
2D	117095-02-01A	EA	LATCH - DOOR - GRABBER W/KEEPER - PLASTIC - BLK-10 LB PULL
3D	118200-01-01A	SF	MESH - PLASTIC 1/2" - 48" X LENGTH = SF - BLACK
4D	122717-06-01A	FT	PAD - NON-SKID - PSA - 5"W
5D	124311-01-01A	EA	HANDLE - RECESSED - BRASS
6D	126263-06-02B	EA	BRACKET - GAS SPRING W/INSIDE BALL STUD - E-COATED
	057460-02-000	EA	BALL STUD - F/GAS SPRING .39" - 5/16" - 18
6D	126263-08-02B	EA	BRACKET - GAS SPRING W/CENTERED BALL STUD - E-COATED
7D	127349-01-01A	EA	LATCH - PADDLE

**FROM: 00-00-00 THRU: 01-03-05**

8D	128810-01-01A	EA	SLIDE - DRAWER - 12" - LEFT CABINET
8D	128810-05-01A	EA	SLIDE - DRAWER - 14" - LEFT CABINET
8D	128810-09-01A	EA	SLIDE - DRAWER - 16" - LEFT CABINET
8D	128810-13-01A	EA	SLIDE - DRAWER - 18" - LEFT CABINET
8D	128810-17-01A	EA	SLIDE - DRAWER - 20" - LEFT CABINET
8D	128810-21-01A	EA	SLIDE - DRAWER - 22" - LEFT CABINET
8D	128810-25-01A	EA	SLIDE - DRAWER - 24" - LEFT CABINET
9D	128810-02-01A	EA	SLIDE - DRAWER - 12" - RIGHT CABINET
9D	128810-06-01A	EA	SLIDE - DRAWER - 14" - RIGHT CABINET
9D	128810-10-01A	EA	SLIDE - DRAWER - 16" - RIGHT CABINET
9D	128810-14-01A	EA	SLIDE - DRAWER - 18" - RIGHT CABINET
9D	128810-18-01A	EA	SLIDE - DRAWER - 20" - RIGHT CABINET
9D	128810-22-01A	EA	SLIDE - DRAWER - 22" - RIGHT CABINET
9D	128810-26-01A	EA	SLIDE - DRAWER - 24" - RIGHT CABINET
10D	128810-03-01A	EA	SLIDE - DRAWER - 12" - LEFT DRAWER
10D	128810-07-01A	EA	SLIDE - DRAWER - 14" - LEFT DRAWER
10D	128810-11-01A	EA	SLIDE - DRAWER - 16" - LEFT DRAWER
10D	128810-15-01A	EA	SLIDE - DRAWER - 18" - LEFT DRAWER
10D	128810-19-01A	EA	SLIDE - DRAWER - 20" - LEFT DRAWER
10D	128810-23-01A	EA	SLIDE - DRAWER - 22" - LEFT DRAWER
10D	128810-27-01A	EA	SLIDE - DRAWER - 24" - LEFT DRAWER
11D	128810-04-01A	EA	SLIDE - DRAWER - 12" - RIGHT DRAWER
11D	128810-08-01A	EA	SLIDE - DRAWER - 14" - RIGHT DRAWER
11D	128810-12-01A	EA	SLIDE - DRAWER - 16" - RIGHT DRAWER
11D	128810-16-01A	EA	SLIDE - DRAWER - 18" - RIGHT DRAWER
11D	128810-20-01A	EA	SLIDE - DRAWER - 20" - RIGHT DRAWER
11D	128810-24-01A	EA	SLIDE - DRAWER - 22" - RIGHT DRAWER
11D	128810-28-01A	EA	SLIDE - DRAWER - 24" - RIGHT DRAWER
12D	128811-01-02A	EA	BACKSOCKET - ADJUSTABLE - LEFT
13D	128811-02-02A	EA	BACKSOCKET - ADJUSTABLE - RIGHT

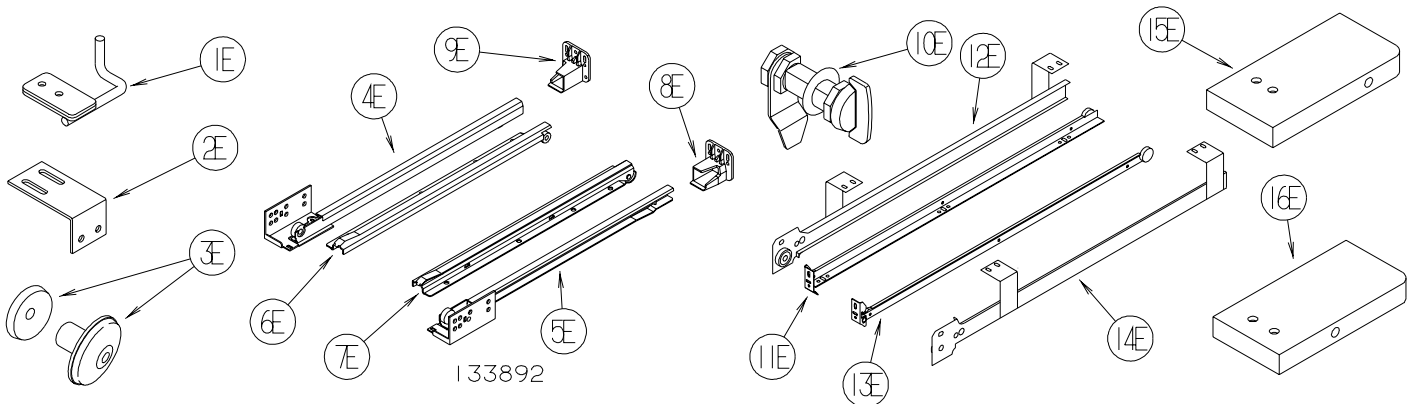
**FROM: 01-04-05 THRU: 99-99-99**

153000-01-01A	EA	SLIDE - CABINET MOUNT - 11.8"
153000-02-01A	EA	SLIDE - DRAWER MOUNT - 11.8"
153000-03-01A	EA	SLIDE - CABINET MOUNT - 13.8"
153000-04-01A	EA	SLIDE - DRAWER MOUNT - 13.8"
153000-05-01A	EA	SLIDE - CABINET MOUNT - 15.7"
153000-06-01A	EA	SLIDE - DRAWER MOUNT - 15.7"

## INTERIOR FINISH GROUP (CONTINUED)

### HARDWARE (CONTINUED)

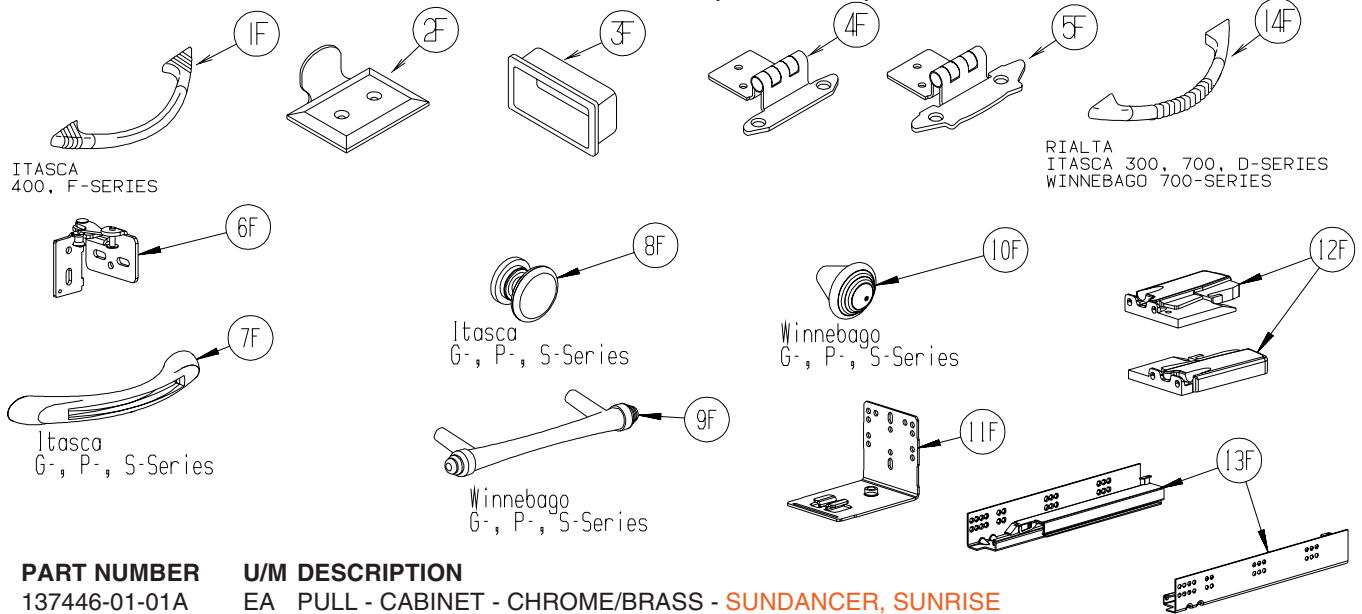
KEY	PART NUMBER	U/M	DESCRIPTION
	153000-07-01A	EA	SLIDE - CABINET MOUNT - 17.7"
	153000-08-01A	EA	SLIDE - DRAWER MOUNT - 17.7"
	153000-09-01A	EA	SLIDE - CABINET MOUNT - 19.7"
	153000-10-01A	EA	SLIDE - DRAWER MOUNT - 19.7"
	153000-11-01A	EA	SLIDE - CABINET MOUNT - 21.6"
	153000-12-01A	EA	SLIDE - DRAWER MOUNT - 21.6"
	153000-14-01A	EA	SLIDE - CABINET MOUNT - 23.6"
	153000-15-01A	EA	SLIDE - DRAWER MOUNT - 23.4"
	153000-16-01A	EA	SLIDE - CABINET MOUNT - 7.9"
	153000-17-01A	EA	SLIDE - DRAWER MOUNT - 7.7"
	153000-18-01A	EA	SLIDE - CABINET MOUNT - 9.8"
	153000-19-01A	EA	SLIDE - DRAWER MOUNT - 9.6"
	153000-13-01A	EA	BACKSOCKET - DRAWER SLIDE



KEY	PART NUMBER	U/M	DESCRIPTION
1E	130798-01-02B	EA	GUIDE - POCKET DOOR - E-COATED
2E	132871-02-02B	EA	BRACKET/L-ANGLE W/HOLES - 1.9" X 2.8" - E-COATED
3E	133313-01-02A	EA	PULL - DOOR/DRAWER - BRIGHT BRASS - MINNIE, MINNIE WINNIE, BRAVE & SPIRIT
3E	133313-01-03A	EA	PULL - DOOR/DWR - CHROME/BRASS - SUNDANCER AND SUNRISE
4E	133892-01-01A	EA	SLIDE - DRAWER - 16" - LEFT CABINET
4E	133892-06-01A	EA	SLIDE - DRAWER - 22" - LEFT CABINET
4E	133892-10-01A	EA	SLIDE - DRAWER - 12" - LEFT CABINET
4E	133892-14-01A	EA	SLIDE - DRAWER - 18" - LEFT CABINET
5E	133892-02-01A	EA	SLIDE - DRAWER - 16" - RIGHT CABINET
5E	133892-07-01A	EA	SLIDE - DRAWER - 22" - RIGHT CABINET
5E	133892-11-01A	EA	SLIDE - DRAWER - 12" - RIGHT CABINET
5E	133892-15-01A	EA	SLIDE - DRAWER - 18" - RIGHT CABINET
6E	133892-03-01A	EA	SLIDE - DRAWER - 16" - LEFT DRAWER
6E	133892-08-01A	EA	SLIDE - DRAWER - 22" - LEFT DRAWER
6E	133892-12-01A	EA	SLIDE - DRAWER - 12" - LEFT DRAWER
6E	133892-16-01A	EA	SLIDE - DRAWER - 18" - LEFT DRAWER
7E	133892-04-01A	EA	SLIDE - DRAWER - 16" - RIGHT DRAWER
7E	133892-09-01A	EA	SLIDE - DRAWER - 22" - RIGHT DRAWER
7E	133892-13-01A	EA	SLIDE - DRAWER - 12" - RIGHT DRAWER
7E	133892-17-01A	EA	SLIDE - DRAWER - 18" - RIGHT DRAWER
8E	133907-01-01A	EA	BACKSOCKET - RIGHT HAND
9E	133907-02-01A	EA	BACKSOCKET - LEFT HAND
10E	135231-01-01A	EA	LATCH - COMPRESSION - BLACK
11E	136944-01-01A	EA	SLIDE - DRAWER/RIGHT HAND - 13.8"
12E	136944-02-01A	EA	SLIDE - CABINET/RIGHT HAND - 13.8"
13E	136944-03-01A	EA	SLIDE - DRAWER/LEFT HAND - 13.8"
14E	136944-04-01A	EA	SLIDE - CABINET/LEFT HAND - 13.8"
15E	137445-01-N42	EA	STOP - F/SLIDING DOOR - PORTSMOUTH OAK
15E	137445-01-P46	EA	STOP - F/SLIDING DOOR - CONCERT CHERRY
15E	137445-01-P56	EA	STOP - F/SLIDING DOOR - WASHED MAPLE
15E	137445-01-S67	EA	STOP - F/SLIDING DOOR - HONEY CHERRY
16E	137445-02-P45	EA	STOP - F/SLIDING DOOR - PORTSMOUTH OAK
16E	137445-02-P46	EA	STOP - F/SLIDING DOOR - CONCERT CHERRY
16E	137445-02-P56	EA	STOP - F/SLIDING DOOR - WASHED MAPLE
16E	137445-02-S67	EA	STOP - F/SLIDING DOOR - HONEY CHERRY

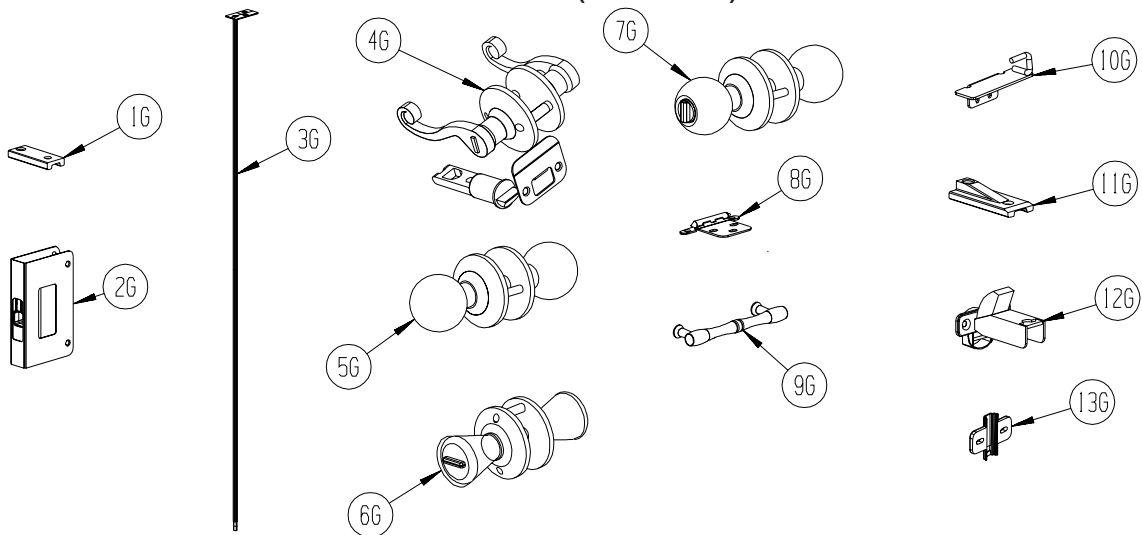
# INTERIOR FINISH GROUP (CONTINUED)

## HARDWARE (CONTINUED)



KEY	PART NUMBER	U/M	DESCRIPTION
1F	137446-01-01A	EA	PULL - CABINET - CHROME/BRASS - SUNDANCER, SUNRISE
2F	137463-01-01A	EA	LIFT - HOOK - SATIN BRASS
2F	137463-01-02A	EA	LIFT - HOOK - PEWTER
3F	139136-01-01A	EA	HANDLE - RECESSED .7" - BRASS
3F	139136-02-01A	EA	HANDLE - RECESSED .35" - BRASS
3F	139136-02-02A	EA	HANDLE - RECESSED .35" - PEWTER
4F	143468-01-02A	EA	HINGE - SELF CLOSING - POLISHED BRASS
5F	143468-02-03A	EA	HINGE - SELF CLOSING - SATIN NICKEL
6F	144488-01-02A	EA	HINGE - CABINET - NICKEL - HORIZON
7F	144917-01-01A	EA	PULL - DRAWER - SATIN NICKEL - SUNCRUISER, MERIDIAN, HORIZON
8F	144918-01-01A	EA	PULL - DRAWER/KNOB - SATIN NICKEL - SUNCRUISER, MERIDIAN, HORIZON
9F	145172-01-01A	EA	PULL - CABINET DOOR - BRASS - ADVENTURER, JOURNEY, VECTRA
9F	145172-01-02A	EA	PULL - CABINET DOOR - CHROME - ADVENTURER, JOURNEY, VECTRA
10F	145172-02-01A	EA	KNOB - CABINET DOOR - BRASS - ADVENTURER, JOURNEY, VECTRA
10F	145172-02-02A	EA	KNOB - CABINET DOOR - CHROME - ADVENTURER, JOURNEY, VECTRA
11F	145739-01-000	EA	BRACKET - REAR MOUNT
12F	145739-02-000	EA	LOCKING MECHANISM - LEFT
12F	145739-03-000	EA	LOCKING MECHANISM - RIGHT
13F	145739-04-000	EA	SLIDE - DRAWER - 12"
14F	148816-01-01A	EA	PULL - CABINET DOOR - BRASS - RIALTA, SUNDANCER, SUNOVA
14F	148816-01-02A	EA	PULL - CABINET DOOR - NICKEL - ASPECT, CAMBRIA

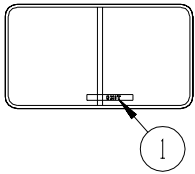
**INTERIOR FINISH GROUP (CONTINUED)**  
**HARDWARE (CONTINUED)**



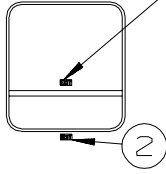
KEY	PART NUMBER	U/M	DESCRIPTION
1G	145815-01-000	EA	BLOCK - DOOR TRACK - 3" X 1.2" - BLACK
2G	145939-01-01A	EA	LATCH - SLIDE - AISLE DOOR(1" THICK DOOR) - BRASS
2G	145939-01-02A	EA	LATCH - SLIDE - AISLE DOOR(1" THICK DOOR) - NICKEL
3G	145939-03-01A	EA	ROD/LATCH - AISLE DOOR - BRASS
3G	145939-03-02A	EA	ROD/LATCH - AISLE DOOR - NICKEL
4G	146064-01-01A	EA	LOCK/PRIVACY (LOCKING) LEVER STYLE - POLISHED BRASS
4G	146064-01-02A	EA	LOCK/PRIVACY (LOCKING) LEVER STYLE - SATIN PEWTER
5G	146064-04-01A	EA	LOCK/PASSAGE (NON LOCKING) KNOB STYLE - POLISHED BRASS
6G	146064-05-01A	EA	LOCK/PRIVACY (LOCKING) KNOB STYLE - SATIN NICKEL
7G	146064-06-01A	EA	LOCK/PASSAGE (NON LOCKING) KNOB STYLE - SATIN NICKEL
8G	146553-01-01A	EA	HINGE - CABINET DOOR - BURNISHED BRASS
8G	146553-01-02A	EA	HINGE - CABINET DOOR - BRIGHT BRASS
8G	146553-01-03A	EA	HINGE - CABINET DOOR - SATIN NICKEL
9G	149090-01-01A	EA	PULL - CABINET DOOR - BRASS - MINNIE, MINNIE WINNIE, BRAVE, SIGHTSEER
10G	149607-01-02B	EA	GUIDE - F/POCKET DOOR - 1.6" BENT ROD - E-COATED
10G	149607-03-02B	EA	GUIDE - F/POCKET DOOR - 2.9" BENT ROD - E-COATED
11G	150983-01-01A	EA	BLOCK - DOOR TRACK - 3" X 1.2" - BLACK
12G	151305-01-01A	EA	HINGE - CONCEALED/SELF CLOSING - BRASS
13G	151305-02-01A	EA	PLATE/MOUNTING - F/HINGE - WHITE

## LABELS GROUP

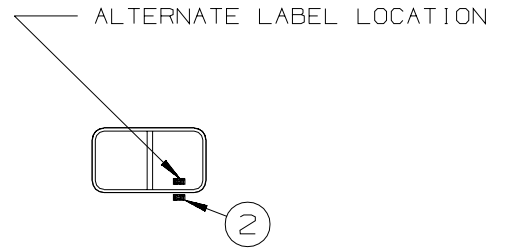
ALTERNATE LABEL LOCATION



EXIT WINDOW (POP-OUT STYLE)



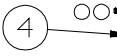
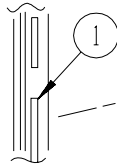
EXIT WINDOW (HINGE STYLE)



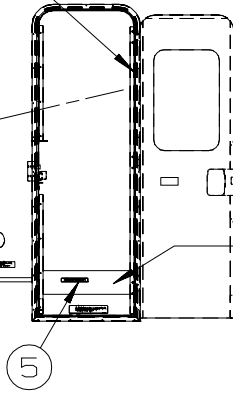
EXIT WINDOW (SLIDER STYLE)

KEY	PART NUMBER	U/M	DESCRIPTION
1	107571-01-000	EA	LABEL - EXIT/ESCAPE WINDOW
2	039290-01-000	EA	LABEL - WARNING - EXIT

DOOR JAMB

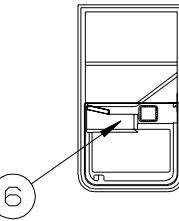



FEATURE STRIP



ENTRANCE DOOR

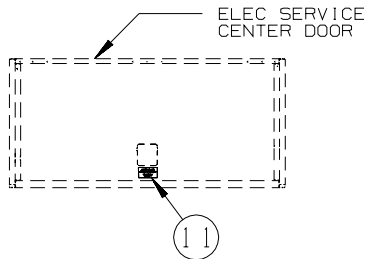
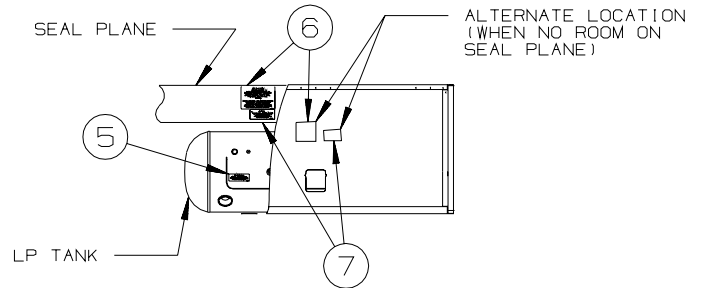
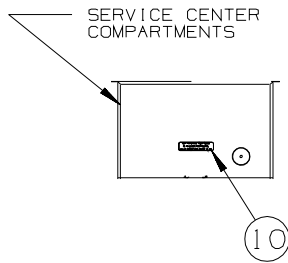
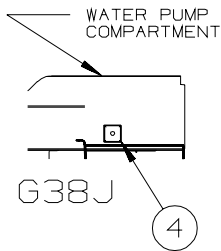
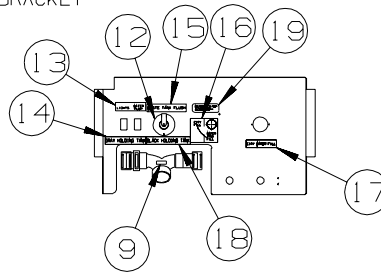
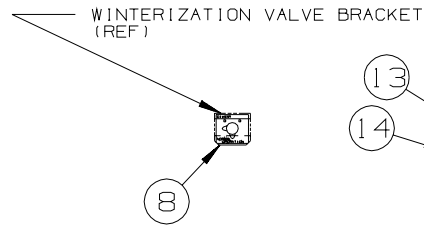
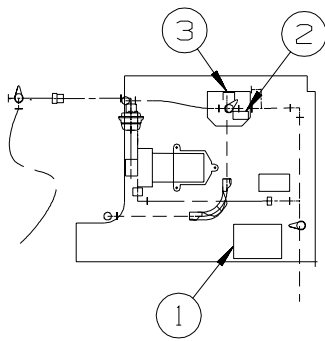
BATTERY BOX/STEP COVER (BOTTOM SIDE)



KEY	PART NUMBER	U/M	DESCRIPTION
1	135869-01-01A	EA	LABEL - MERCURY CONTENT - BLACK ON CLEAR
2	124519-01-01A	EA	LABEL - WARNING/REFUELING - BLACK ON CLEAR
2	124519-01-02A	EA	LABEL - WARNING/REFUELING - WHITE ON CLEAR
2	124519-02-01A	EA	LABEL - WARNING/REFUELING - BLACK ON CLEAR - CSA
2	124519-02-02A	EA	LABEL - WARNING/REFUELING - WHITE ON CLEAR - CSA
3	087207-05-000	EA	LABEL - FUEL CAP REMOVAL
4	099509-01-000	EA	LABEL - AWNING INSTALLATION
5	065748-01-000	EA	LABEL - WARNING - BATTERY CHARGING - UL
5	065748-02-000	EA	LABEL - WARNING - BATTERY CHARGING - CSA
6	116775-01-000	EA	LABEL/CAUTION - TRAVEL LATCH

# LABELS GROUP (CONTINUED)

## TYPICAL SERVICE PANEL

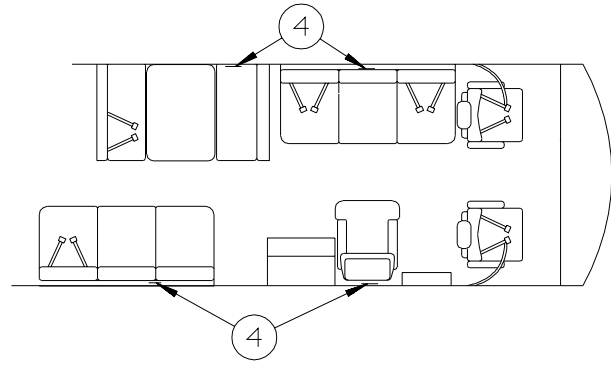
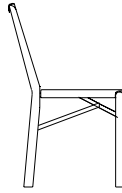
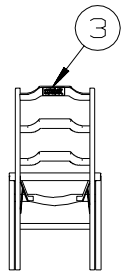


KEY	PART NUMBER	U/M	DESCRIPTION
1	133423-01-01A	EA	LABEL - DRAIN
2	133424-02-01A	EA	LABEL - NORMAL OPERATION
3	133424-03-01A	EA	LABEL - WATER HEATER BYPASS - BLACK/CLEAR
4	127170-01-000	EA	LABEL - WATER TANK DRAIN
5	079965-01-000	EA	LABEL - LPG - 80% CAPACITY
6	023769-01-000	EA	LABEL - WARNING - LPG - CANADIAN
6	124520-01-01A	EA	LABEL - LP GAS ONLY - BLACK ON CLEAR
7	124519-01-01A	EA	LABEL - WARNING/REFUELING - BLACK ON CLEAR
7	124519-01-02A	EA	LABEL - WARNING/REFUELING - WHITE ON CLEAR
7	124519-02-01A	EA	LABEL - WARNING/REFUELING - BLACK ON CLEAR - CSA
7	124519-02-02A	EA	LABEL - WARNING/REFUELING - WHITE ON CLEAR - CSA
8	137997-01-01A	EA	LABEL - WINTERIZATION VALVE - BLACK/CLEAR
9	144649-01-01A	EA	LABEL - ADJUSTABLE VALVE - WHITE ON CLEAR
10	123562-01-000	EA	LABEL - SERVICE/UTILITY ACCESS
11	125306-01-01A	EA	LABEL - ELECTRICAL ENTRANCE - 110V 30 AMP - BLACK ON CLEAR
11	125306-01-02A	EA	LABEL - ELECTRICAL ENTRANCE - 110V 30 AMP - WHITE ON CLEAR
11	125306-04-01A	EA	LABEL - ELECTRICAL ENTRANCE-120/20V 50 AMP-BLACK ON CLEAR
11	125306-04-02A	EA	LABEL - ELECTRICAL ENTRANCE-120/240V 50 AMP-WHITE ON CLEAR
12	125697-07-000	EA	LABEL - CAUTION - F/FLUSHING SYSTEM\
13	130170-02-000	EA	LABEL - SWITCH PANEL - BLK/CLEAR BACKGROUND- 1.4"H X 3.9"L
14	126247-05-000	EA	LABEL - GRAY HOLDING TANK-BLACK LETTERS/CLEAR BACKGROUND
15	130168-01-000	EA	LABEL - WASTE TANK FLUSH
16	117629-04-000	EA	LABEL - CITY WATER/TANK FILL
17	126249-03-000	EA	LABEL - CITY WATER FILL-BLK LETTERS/CLEAR BACKGROUND .31"
18	126247-06-000	EA	LABEL - BLACK HOLDING TANK-BLACK LETTERS/CLEAR BACKGROUND
19	154292-01-01A	EA	LABEL - TANK FILL VALVE

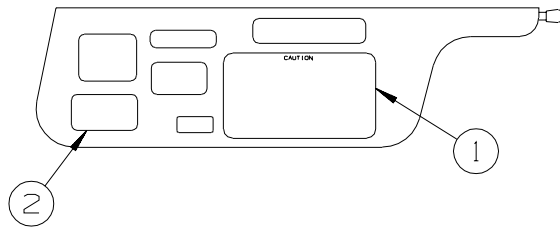


## LABELS GROUP (CONTINUED)

TYPICAL SEAT AND BELT CONFIGURATIONS

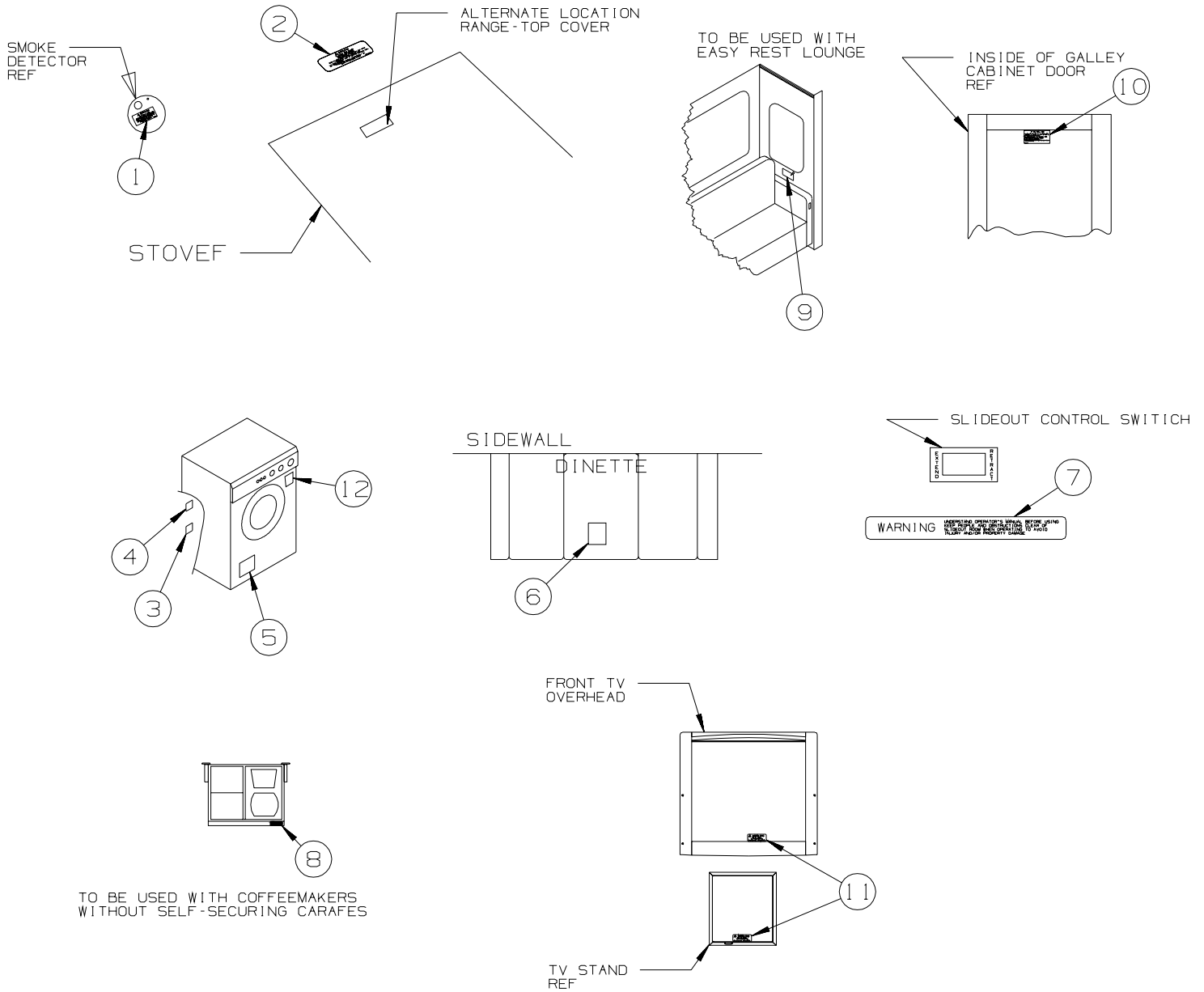


LABELS SHALL BE LOCATED ON OPPOSITE SIDE OF VISOR THAT THE AIR BAG LABEL IS INSTALLED ON



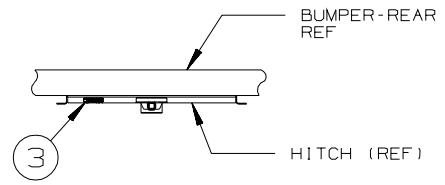
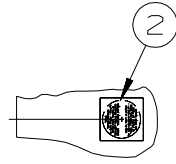
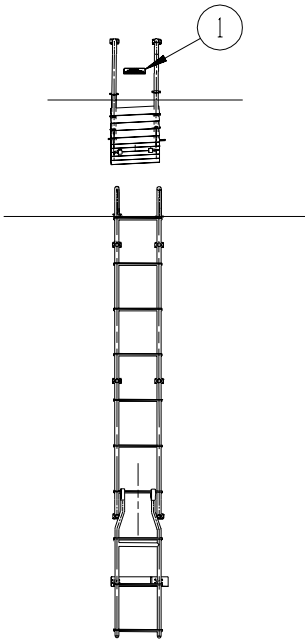
KEY	PART NUMBER	U/M	DESCRIPTION
1	056259-01-000	EA	LABEL - SAFETY CHECK LIST
2	111802-01-000	EA	LABEL - CFC WARNING
3	134537-01-01A	EA	LABEL - OCCUPANCY - CHAIR - US
3	134537-02-01A	EA	LABEL - OCCUPANCY - CHAIR - CSA
4	134538-01-01A	EA	LABEL - OCCUPANCY - NO SEAT BELT - BLACK ON CLEAR - US
4	134538-02-01A	EA	LABEL - OCCUPANCY - NO SEAT BELT - BLACK ON CLEAR - CSA

## LABELS GROUP (CONTINUED)



KEY	PART NUMBER	U/M DESCRIPTION
1	077956-01-000	EA LABEL - WARNING/SMOKE DETECTOR
2	134539-01-01A	EA LABEL - WARNING - STOVE/HEATING - US - BLACK ON CLEAR
2	134540-01-01A	EA LABEL - WARNING - STOVE/HEATING - CSA - BLACK ON CLEAR
3	147524-01-000	EA LABEL - DRYER VENTING
4	147525-01-000	EA LABEL - DRYER VENT CUTOUT
5	130670-01-01A	EA LABEL - CAUTION DRYER VENTING - BLACK ON CLEAR
6	NOT USED	EA STICKER - STATIC CLING - ADVENTURER
6	NOT USED13	EA STICKER - STATIC CLING - SUNCRUISER
7	116549-01-000	EA LABEL - WARNING - SLIDEOUT
8	116829-02-000	EA LABEL - COFFEEMAKER
9	137260-01-01A	EA LABEL - WARNING - REST EASY SOFA - BLACK ON CLEAR
10	073998-01-000	EA LABEL - LPG/ODOR WARNING
11	079966-01-000	EA LABEL - WARNING - STOWED - MOTION
12	153640-01-01A	EA LABEL - WINTERIZATION - WASHER/DRYER

## LABELS GROUP (CONTINUED)



KEY	PART NUMBER	U/M	DESCRIPTION
1	128218-01-01A	EA	LABEL - WARNING - SLIPPERY ROOF
2	120431-01-000	EA	LABEL - LOCATION - COAXIAL CABLE/SATELLITE ANTENNA
3	129669-02-02A	EA	LABEL - HITCH/VEHICLE RATE - 500 - BLACK ON CLEAR
3	129669-02-01A	EA	LABEL - HITCH/VEHICLE RATE - 500 - WHITE ON CLEAR

**LP GROUP**  
**LP SYSTEM**

KEY	PART NUMBER	U/M	DESCRIPTION
	010265-01-000	EA	ELBOW - BRASS - 90 DEGREE - 3/8"F X 1/2"FPT
	010323-01-000	EA	ADAPTER - 3/8"F X 1/2"MPT - BRASS
	010326-01-000	EA	ADAPTER - FLARE - W/CONE GASKET - 3/8"F X 1/2"F
	010329-01-000	EA	ADAPTER - 1/2"F X 1/2"MPT - BRASS
	010377-02-000	EA	NUT - 3/8" FLARE - FORGED - BRASS
	010380-02-000	EA	NUT - 1/2" FLARE - FORGED - BRASS
	010589-01-000	EA	NIPPLE - PIPE - 1/2" X 1 1/2" - BLACK
	024250-01-000	EA	ADAPTER - BRASS - 3/8"F X 1/2"FPT
	040440-03-000	EA	TRANSMITTER - DIAL/SNAP-ON - 0-90 OHM 2 TERM(POWER/GROUND)
	045703-01-000	EA	HOSE - LP - 3/8"ID X 24" - 3/8"MPT X 1/2"F SWIVEL - U.S.
	045703-02-000	EA	HOSE - LP - 3/8"ID X 24" - 3/8"MPT X 1/2"F SWIVEL - CANADA
	045703-15-000	EA	HOSE - LP - 3/8"ID X 142" - 1/2"F SWIVEL X 3/8"F SWIVEL
	045703-25-000	EA	HOSE - LP - 3/8"ID X 177" - 1/2"F SWIVEL X 13/8"M FL
	106150-05-000	EA	REGULATOR - TWO STAGE
	144485-01-000	EA	COMPARTMENT - LP REGULATOR
*	144116-01-000	EA	TANK - LP - 100 LB - 14"D X 47"L

\*COMPONENT PARTS LISTED LATER IN THIS GROUP

**COMPONENT PARTS FOR LP SYSTEM**

**144116-01-000**

KEY	PART NUMBER	U/M	DESCRIPTION	VENDOR NO.
	040421-01-712	EA	VALVE-SERV. W/O VAPOR RELIEF	29000853
	040421-01-713	EA	VALVE-RELIEF 1" W/SPRING 7"	V-20479
	088253-09-700	EA	SENDING UNIT-F/SNAP ON DIAL	SG14C0001466
	144116-01-700	EA	VALVE-OUTAGE(NO STEM REMOVE)	V20058
	144116-01-701	EA	VALVE/FILL 80 % W/YELLOW CAP	V13414

**SEALANTS & FASTENERS GROUP**  
**SEALANTS & ADHESIVES**

KEY	PART NUMBER	U/M	DESCRIPTION
	004001-02-000	EA	GUN - PLEXUS ADHESIVE - W/O NOZZLE
	004001-05-000	EA	ADHESIVE - SCOTCH-WELD - 3M DP100 - CLEAR - 50ML
	004001-06-000	EA	FASTWELD PIN TIPS
	004011-01-000	EA	ADHESIVE-3M-4475 TUBE
	010405-02-000	EA	TAPE - THREAD SEALING - 3/8"
	034552-06-000	EA	SILICONE - TUBE - W/O NOZZLE - OFF WHITE
	034552-15-000	EA	SILICONE - TUBE - W/O NOZZLE - BRIGHT WHITE
	063642-01-000	FT	TAPE - ADHESIVE - .4" X 1.5" X 180'
	064075-07-000	FT	SEAL - BULB - W/WIRED U CHANNEL - .3" X .5" CHANNEL-BLACK
	067788-01-000	EA	ADHESIVE - SPRAY - 3M - 19.5 OZ AEROSOL CAN
	069640-01-000	FT	SEALER - TAPE - .25" DIAMETER X 30' - BLACK OR GRAY
	069640-02-000	FT	SEALER - TAPE - .13" THICK X .5" WIDE X 60' - GRAY
	069640-03-000	FT	SEALER - TAPE - .13" THICK X .75" WIDE X 60' - BLACK
	069640-07-000	FT	SEALER - TAPE - .09" THICK X 2" WIDE X 45' - GRAY
	069640-09-000	FT	SEALER - TAPE - .03" THICK X 2.50" WIDE X 80' - GRAY
	069640-10-000	FT	SEALER - TAPE - .03" THICK X 1.50" WIDE X 90' - GRAY
	069640-11-000	FT	SEALER - TAPE - .19" THICK X .38" WIDE X 40' - BLACK
	069640-13-000	FT	SEALER - TAPE - .03" THICK X 2" WIDE X 45' - BLACK
	069640-14-000	FT	SEALER - TAPE - .06" THICK X 1" WIDE X 100' - GRAY
	069640-15-000	FT	SEALER - TAPE - .06" THICK X .38" WIDE X 100' - GRAY
	069640-17-000	FT	SEALER - TAPE - .03" THICK X 1" WIDE X 90' - GRAY
	069640-18-000	FT	SEALER - TAPE - .50" THICK X .13" WIDE X 60' - BRT WHITE
	069640-19-000	FT	SEALER - TAPE - .75" THICK X .13" WIDE X 60' - BRT WHITE
	069640-20-000	FT	SEALER - TAPE - .50" THICK X .5" WIDE X 60' - BLACK
	069640-21-000	FT	SEALER - TAPE - .50" THICK X .06" WIDE X 100' - BRT WHITE
	069640-22-000	FT	SEALER - TAPE - 1/32"THICK X 1/4"WIDE X 200 FT - BRT WHT
	069640-23-000	FT	SEALER - TAPE - 1/16"THICK X 3/4"WIDE X 100 FT - BRT WHT
	069640-27-000	FT	SEALER - TAPE - .06" THICK X 2.25" WIDE - BRIGHT WHITE
	069640-28-000	FT	SEALER - TAPE - .25" THICK X 1.86" WIDE X 90' - GRAY
	069640-30-000	FT	SEALER - TAPE - .03" THICK X .625" WIDE X 50' - GRAY
	069640-31-000	FT	SEALER - TAPE - .25"THICK X .75" WIDE X 15' - BLACK
	069640-32-000	FT	SEALER - RIBBON - 1/16" X 3/8" X 100' - BLACK
	069640-33-000	FT	SEALER - RIBBON - 3/8"DIAMETER X 20' - BLACK
	072889-01-000	EA	SEALANT - URETHANE - BLACK - TUBE W/NOZZLE TIP
	072889-10-000	EA	SEALANT - URETHANE - BRIGHT WHITE - TUBE W/NOZZLE TIP
	072889-27-000	EA	SEALANT - URETHANE - SILVER - 10 OZ TUBE W/NOZZLE TIP
	076322-01-000	FT	TAPE-DOUBLE COATED/ADHESIVE BK-.03"THK X .8"W X 216'- WHT
	076322-02-000	FT	TAPE-DOUBLE COATED/ADHESIVE BK-.05"THK X 1"W X 108' - WHT
	076322-03-000	FT	TAPE-DOUBLE COATED/ADHESIVE BK-.05"THK X .5"W X 108' - WHT
	076322-04-000	FT	TAPE-DOUBLE COATED/ADHESIVE BK-.05"THK X .8"W X 108' - WHT
	076322-05-000	FT	TAPE-DOUBLE COATED/ADHESIVE BK-.05"THK X .8"W X 108' - WHT
	076322-07-000	FT	TAPE-DOUBLE COATED/ADHESIVE BK-.05"THK X .5"W X 200' - BLK
	076322-11-000	FT	TAPE-DOUBLE COATED/ADHESIVE BK-.02"THK X 1"W X 216' - CLR
	076322-21-000	FT	TAPE - FOAM/DOUBLE COATED - .5"
	076322-22-000	FT	TAPE - FOAM/DOUBLE COATED - .045" X .75"
	076322-23-000	FT	TAPE - FOAM/DOUBLE COATED - .045" X 1"
	076322-24-000	FT	TAPE - FOAM/DOUBLE COATED - .025" X 1"
	076322-25-000	FT	TAPE - FOAM/DOUBLE COATED - .025" X .5"
	076813-02-000	FT	SEAL-D BULB, .5" X .7" - MEDIUM SPONGE RUBBER - BLACK
	086276-01-000	EA	TAPE - DOUBLE SIDED - 1/2" WIDE X 108' LONG (SOLD BY ROLL)
	088479-01-000	EA	TAPE - ALUMINUM - 3"
	090340-01-000	FT	SEAL - FOAM - CLOSED CELL - 1/4" X 1/2" X 50'
	091255-02-000	FT	SEAL - ADHESIVE BACKED/FOAM - 3/64" THICK X 3/16"W X 1000'
	091255-03-000	FT	SEAL - ADHESIVE BACKED/FOAM - 1/4" THICK X 1/4"W X 1000'
	094401-01-000	EA	SEALER - BODY SEAM - FLEXICLEAR
	094401-03-000	EA	SEALER - BODY SEAM - BLACK
	094401-04-000	EA	SEALER - BODY SEAM - CLEAR
	094401-05-000	EA	SEALER - BODY SEAM - 20OZ BLACK
	094401-06-000	EA	SEALER - BODY SEAM - 12OZ BLACK
	098408-01-000	FT	SEAL - SPONGE RUBBER - CLOSED CELL
	099069-01-000	FT	SEAL - RUBBER - CLOSED SPONGE - .5" WIDE X .12" THICK -BLK
	099418-01-000	FT	SEAL - D-SECTION/ADHESIVE BACK - .44" X .44"- BLK RUBBER
	099418-02-000	FT	SEAL - D-SECTION/ADHESIVE BACK - .44" X .44"- WHITE RUBBER
	100128-02-000	FT	SEAL - FOAM/ADHESIVE BACK - .37" WIDE X .37" THICK

**SEALANTS & FASTENERS GROUP (CONTINUED)**  
**SEALANTS & ADHESIVES (CONTINUED)**

KEY	PART NUMBER	U/M	DESCRIPTION
	104692-01-000	FT	SEAL - ADHESIVE BACKED FOAM - 3/4" THICK X 3/4" WIDE X 25'
	104692-03-000	FT	SEAL - ADHESIVE BACKED FOAM - 1" THICK X 1 3/16"WIDE X 15'
	107828-01-000	EA	SEALANT - SB - 190 EVERSEAL
	109506-01-000	EA	FILM - URETHANE - PROTECTANT - 4.25" X 26.75"
	109506-12-000	EA	FILM/ABRASION-RESISTANT - TRANSPARENT - 1" DIA.
	109506-13-000	EA	FILM/ABRASION-RESISTANT - TRANSPARENT - 1" DIA.
	110274-01-000	FT	TAPE - DOUBLE SIDED/FOAM - .45" X 1" X 216' - BLACK
	112481-02-000	EA	ADHESIVE - PLEXUS ETHACRYLATE - CARTRIDGE
	112864-01-000	FT	SEAL - FOAM/BUTYL COVERED - 3/8" X 35'
	112864-02-000	FT	FOAM - BUTYL COVERED - 5/16" X 44'
	112864-04-000	FT	FOAM - BUTYL COVERED - 3/8" X 1/8"
	112901-02-000	EA	ADHESIVE - PLEXUS - MA330 - 50ML - GRAY
	112901-03-000	EA	ADHESIVE - PLEXUS - MA300 - 50ML - WHITE
	112902-01-000	EA	NOZZLE - ELEMENT - 3/8 X 24
	112902-03-000	EA	MIXER NOZZLE - F/GUN #00400102000 - SCOTCH-WELD & PLEXUS
	112902-04-000	EA	NOZZLE - ELEMENT - 1/4" X 3.5"
	113366-01-000	EA	ADHESIVE - INSTANT - 1 OZ
	113452-02-000	FT	SEAL/TRIM - FRONT - VINYL W/WIRE CARRIER - .027"
	115933-01-000	FT	TAPE - 1/64" X 3/8" X 100'
	120074-02-03A	EA	SILICONE - TUBE - W/O NOZZLE - LOW ODOR - SMOKEY WHITE
	120074-02-02A	EA	SILICONE - TUBE - W/O NOZZLE - LOW ODOR - SOFT WHITE
	120534-01-01A	EA	TAPE - SCOTCH - 3M - 1/2" FINE LINE
	123244-01-000	FT	TAPE - DOUBLE SIDED/FOAM - 5/64" THICK X 3/4" WIDE X 108'
	123816-01-000	FT	TAPE - DOUBLE SIDED - 1" X 3/4" X 200'
	123816-02-000	FT	TAPE - DOUBLE SIDED - 1/2" X 1 1/3" X 200'
	123816-03-000	FT	TAPE - DOUBLE SIDED - 1/2" X 3/4" X 200'
	123816-04-000	FT	TAPE - DOUBLE SIDED - 6" X 750'
	126427-01-000	EA	ADHESIVE - ALL PURPOSE - ABS/PVC
	126427-02-000	EA	PRIMER - CLEANER - FLEX PIPING
	131264-01-02A	EA	SILICONE - TUBE - W/O NOZZLE - CLEAR
	131264-01-01A	EA	SILICONE - TUBE - W/O NOZZLE - BLACK
	131264-02-01A	EA	SILICONE - TUBE - W/O NOZZLE - VW GRAY - BATH ONLY
	131264-03-01A	EA	SILICONE - TUBE - W/O NOZZLE- SELF LEVELING - BRIGHT WHITE
	131264-04-01A	EA	SILICONE/SEALANT/ADHESIVE - FAST CURE F/GLASS/VINYL - B/W
	131264-05-01A	EA	SILICONE/SEALANT - ODORLESS - TUBE - W/NOZZLE - BLACK
	131264-05-02A	EA	SILICONE/SEALANT - ODORLESS - TUBE - W/NOZZLE - CLEAR
	131384-01-000	EA	ADHESIVE - JET WELD
	134651-01-000	FT	SEAL - 1/2" X 3/4" PSA 1 SIDE
	900390-01-000	EA	NOZZLE - SILICONE TUBE - 2.5" LONG - W/EXTERNAL THREADS
	900390-03-000	EA	NOZZLE - SILICONE TUBE - 4.3" LONG W/INTERNAL THREADS
	900563-17-000	EA	TAPE - 2 SIDED, 2" X 36 YDS

**BOLTS, NUTS AND WASHERS**

KEY	PART NUMBER	U/M	DESCRIPTION
	0MC05K-08-055	EA	BOLT - HEX - M08 X 1.25 X 2.2
	0MD16K-10-000	EA	NUT - HEX PREV TORQUE M10 X 1 1/2 CLASS 8
	0MD39K-12-000	EA	NUT - HEX W/NYLON LOCK - M12 X 1 3/4
	0MD40K-14-000	EA	NUT - HEX W/NYLON LOCK - M14 X 2
	0MD54F-06-000	EA	NUT-HEX SER FLG M6X1,0 SS - DIN6923A2M6
	0ME06K-14-280	EA	WASHER - FLAT - 14 ID X 28 OD
	000C12-04-08B	EA	BOLT - HEX - 1/4-20 X 1/2 - GRADE #5 - ZINC
	000C12-04-12A	EA	BOLT - HEX - 1/4-20 X 3/4 - PLAIN 5
	000C12-04-40B	EA	BOLT - HEX - 1/4-20 X 2 1/2 - GRADE #5 ZINC
	000C12-05-16B	EA	BOLT - HEX - 5/16 - 18X1 - GRADE #5 - ZINC
	000C12-05-40B	EA	BOLT - HEX - 5/16"-18 X 2.5" - GRADE #5 - ZINC
	000C12-06-44B	EA	BOLT - HEX - 3/8-16 X 2 3/4 - GRADE 5 - ZINC
	000C12-06-16B	EA	BOLT - HEX - 3/8 - 16X1 - GRADE #5 - ZINC
	000C12-08-28B	EA	BOLT - HEX - 1/2-13 X 1 3/4 - GRADE #5 - ZINC
	000C12-08-24B	EA	BOLT - HEX - 1/2 - 13X1 1/2 - GRADE #5 - ZINC
	000C12-08-16B	EA	BOLT - HEX - 1/2-13 X 1 - GRADE #5 - ZINC
	000C12-10-24B	EA	BOLT - HEX - 5/8 - 11X1 1/2 - GRADE #5 - ZINC
	000C13-07-48B	EA	BOLT - HEX - 7/16-20 X 3 - GRADE #5 - ZINC
	000C13-07-40B	EA	BOLT - HEX - 7/16-20 X 2 1/2 - GRADE #5 - ZINC
	000C14-07-28B	EA	BOLT - HEX - 7/16-14 X 1 3/4 - GRADE #8 - ZINC

**SEALANTS & FASTENERS GROUP (CONTINUED)**  
**BOLTS, NUTS AND WASHERS (CONTINUED)**

KEY	PART NUMBER	U/M	DESCRIPTION
	000C14-10-32K	EA	BOLT - HEX - 5/8-11 X 2 - GRADE #8 - ZINC
	000C16-07-16B	EA	BOLT - CARRIAGE - ASSIST HANDLE - 7/16-14 X 1
	000C18-05-40A	EA	BOLT - ELEVATOR - 5/16-18 X 2 1/2 - PL
	000C26-04-10B	EA	BOLT - HEX - SERRATED FLANGE - 1/4-20 X 5/8 - ZINC
	000C26-04-18B	EA	BOLT - HEX - SERRATED FLANGE - 1/4-20 X 1 1/8 - ZINC
	000C26-04-14B	EA	BOLT - HEX - SERRATED FLANGE - 1/4-20 X 7/8 - ZINC
	000C26-05-20B	EA	BOLT - HEX - SERRATED FLANGE - 5/16-18 X 1 1/4 - ZINC
	000C26-05-12B	EA	BOLT - HEX - SERRATED FLANGE - 5/16-18 X 3/4 - ZINC
	000C26-06-40B	EA	BOLT - HEX - SERRATED FLANGE - 3/8-16 X 2 1/2 - ZINC
	000C26-06-28B	EA	BOLT - HEX - SERRATED FLANGE - 3/8-16 X 1 3/4 - ZINC
	000C26-06-20B	EA	BOLT - HEX - SERRATED FLANGE - 3/8-16 X 1 1/4 - ZINC
	000C26-06-12B	EA	BOLT - HEX - SERRATED FLANGE - 3/8-16 X 3/4 - ZINC
	000C26-08-24B	EA	BOLT - HEX - SERRATED FLANGE - 1/2-13 X 1 1/2 - ZINC
	000C27-04-40B	EA	BOLT - CARRIAGE - 1/4-20 X 2 1/2 - ZINC
	000C27-07-40B	EA	BOLT - CARRIAGE - 7/16-14 X 2 1/2 - GRADE #5
	000C27-08-48B	EA	BOLT - CARRIAGE - 1/2-13 X 3 - GRADE #5
	000D16-07-00B	EA	NUT - HEX - 7/16-14 - ZINC
	000D20-07-00B	EA	NUT - ACORN - ASSIST HANDLE - 7/16 - 14
	000D23-04-00B	EA	NUT - HEX SF/LK #4-40
	000D24-10-00B	EA	NUT - HEX - SELF LOCKING - 10-32 - ZINC
	000D25-06-00B	EA	NUT-3/8" W/BURR - FASTENER HOUSE
	000D28-10-00B	EA	NUT - HEX - W/NYLON LOCK - 10-32 ZINC
	000D29-04-00B	EA	NUT - HEX - SELF LOCKING - 1/4 X 20 - ZINC
	000D29-06-00B	EA	NUT - HEX - W/NYLON LOCK - 3/8-16 - ZINC
	000D29-09-00B	EA	NUT - HEX - SELF LOCKING - 9/16-12 - ZINC
	000D30-07-00B	EA	NUT - HEX LOCK - NYLON 7/16 X 20
	000D34-04-00B	EA	NUT - HEX - LOCKING - 1/4-20 - ZINC
	000D34-06-00B	EA	NUT - HEX - LOCKING - 3/8-16 GRADE C - ZINC
	000D39-04-00B	EA	NUT - HEX - LOCKING W/SERRATED FLANGE - 1/4-20 - ZINC
	000D39-05-00B	EA	NUT - HEX - LOCKING W/SERRATED FLANGE - 5/16-18 - ZINC
	000D39-06-00B	EA	NUT - HEX - LOCKING W/SERRATED FLANGE - 3/8-18 - ZINC
	000D39-07-00B	EA	NUT - HEX - LOCKING W/SERRATED FLANGE - 7/16-14 - ZINC
	000D39-08-00B	EA	NUT - HEX - LOCKING W/SERRATED FLANGE - 1/2-13 - ZINC
	000D44-04-00B	EA	NUT - HEX - LOCKING W/SERRATED FLANGE - 1/4-28 - ZINC
	000D44-07-00B	EA	NUT - HEX - LOCKING W/SERRATED FLANGE - 7/16-20 - ZINC
	000D44-08-00B	EA	NUT - HEX - LOCKING W/SERRATED FLANGE - 1/2-20 - ZINC
	000D46-04-00A	EA	NUT - HEX - WELD - 1/4-20 - PLAIN
	000D58-06-00A	EA	NUT - HEX - WELD 3/8-16 - PLAIN
	000D65-08-00B	EA	NUT - HEX - LOCKING W/SERRATED FLANGE - 8-32 - ZINC
	000D67-10-00B	EA	NUT - HEX - LOCK - 5/8-11 - ZINC
	000D73-08-00C	EA	NUT - HEX FLANGE - 1/2-13
	000D75-09-00B	EA	NUT - HEX LOCKING - 9/16-12 - ZINC
	000D76-06-00B	EA	NUT - HEX FLANGE - 3/8-16
	000E11-04-00F	EA	WASHER - LOCKING - 1/4 MED SPLIT - STAINLESS STEEL
	000E11-07-00B	EA	WASHER - LOCKING - 7/16 MED SPLIT - ZINC
	000E11-08-00B	EA	WASHER - LOCKING - 1/2 MED SPLIT - ZINC
	000E13-17-00B	EA	WASHER - FLAT - 3/8 AR - ZINC
	000E13-18-00B	EA	WASHER - FLAT - 3/8 WIDE - ZINC
	000E13-20-00B	EA	WASHER - FLAT - 7/16 WIDE - ZINC
	000E13-22-00B	EA	WASHER - FLAT - 1/2 WIDE - ZINC
	000E13-26-00B	EA	WASHER - FLAT - 5/8 WIDE - ZINC
	000E14-10-00B	EA	WASHER - LOCKING - #10 EXTERNAL TOOTH - ZINC
	000E16-10-00B	EA	WASHER - HARDENED - 5/8 - FLAT - ZINC
	000G45-05-16B	EA	BOLT - LAG - 5/16-9 X 1 - ZINC
	002329-01-000	EA	WASHER-FLAT, 9/32" ID X 5/8" OD - NYLON
	005081-01-000	EA	NUT - SPEED - C-TYPE - #8 SCREW
	040921-01-000	EA	NUT - SPEED - U TYPE - #10-24 - BLACK
	040921-03-000	EA	NUT - SPEED - U TYPE - #10
	040921-04-000	EA	NUT - SPEED - U TYPE - #8-.59" LENGTH X .44" WIDTH
	040921-05-000	EA	NUT - SPEED - U-TYPE - 8-.67" X .44" WIDE
	041322-01-000	EA	WASHER - FLANGE - 15/32 ID X 2 3/8 OD - F/SEAT BELT MTG
	044364-02-000	EA	NUT - SPEED - FLAT - ROUND
	044533-01-000	EA	WASHER - 1 3/8"OD - FOR BUTTONS - PLASTIC
	051387-06-000	EA	BOLT - CARRIAGE W/O HOLE - 5/16-18 X 9 1/2 - ZINC



**SEALANTS & FASTENERS GROUP (CONTINUED)**  
**BOLTS, NUTS AND WASHERS (CONTINUED)**

KEY	PART NUMBER	U/M	DESCRIPTION
	058716-02-000	EA	WASHER - FLAT NYLON
	064081-03-000	EA	NUT - WING 3/8-16 - W/WELD NUT
	077071-01-000	EA	WASHER - FENDER - 3/16"ID X 1"OD
	084406-01-000	EA	NUT - CAPPED - CROSS RECESSED - BLACK - 1/4-20 THD
	087234-01-000	EA	NUT - JACK - 1/4 X 20 THD - MOLLY
	087718-01-000	EA	MONOBOLT - STEEL - 3/16 DIAMETER
	088787-12-000	EA	STUD - WELD - 1/4 - 20 X 1.0 LG - MN
	102333-01-06A	EA	BOLT - CARRIAGE - 7/16-14 STAINLESS STEEL CAP
	103020-02-000	EA	BOLT-U - #8-32 - GRADE 5 ZINC
	106956-03-000	EA	BOLT - HEX TAP - 1/2-12NC X 3 - GRADE 5 - FULL THREAD/ZINC
	107397-01-000	EA	WASHER - FENDER - 3/4"ID X 1"OD
	108067-03-000	EA	STUD - WELD - 1/4 - 20 X 1/2 CD
	109917-01-000	EA	WASHER - 1.5" X 1.25"
	109917-03-000	EA	WASHER - 1" X .50"
	109917-04-000	EA	WASHER - 1" X .75"
	110794-01-000	EA	WASHER - FLAT - 1"ID X 1 3/4"OD
	113985-02-000	EA	BOLT - FLANGE - M10-1 1/2 X 30CL 10.9
	114259-05-000	EA	BOLT - 7/16-20 X 1 1/4 W/WASHER
	128444-01-000	EA	WASHER - SPRING - CONICAL
	131377-01-000	EA	NUT-HEX HEAD W/WASHER-1/4-20 X 2" STEEL W/3/4" OD WASHER
	135092-02-01A	EA	BOLT - HEX - SERRATED FLANGE - 1/2-20 X 2 1/2-GRADE 5 ZINC
	143399-01-01A	EA	NUT/RETAINING - 3/8"- 24 NFT
	144904-01-01A	EA	BOLT - ADJUSTMENT - HEADLAMP
	147284-01-000	EA	NUT/SELF RETAINING - 3/8"-16
	147284-02-000	EA	NUT/SELF RETAINING - 5/16"-18
	148817-01-000	EA	WASHER/SPUR - LOCKING

**SCREWS**

KEY	PART NUMBER	U/M	DESCRIPTION
	0G1106-06-160	EA	SCREW - 6-20 X 3/8 PPH
	0G1106-08-240	EA	SCREW - 6-20 X 1/2 PPH - VW LIGHT GRAY
	0G1208-12-170	EA	SCREW - 8-18 X 3/4 POH - BRIGHT WHITE
	0G3804-22-180	EA	SCREW - MACHINE - 1/4-20 X 1 3/8 PFH - BLACK
	0G3908-08-170	EA	SCREW - SF/DR - 8-18 X 1/2 PPH - BRIGHT WHITE
	0G3908-08-160	EA	SCREW - SF/DR - 8-18 X 1/2 PPH - VW WHITE
	0G3908-12-250	EA	SCREW - SF/DR - 8-18 X 3/4 PPH - DARK GRAY
	0G3908-16-170	EA	SCREW - SF/DR - 8-18 X 1 PPH - BRIGHT WHITE
	0G3908-24-170	EA	SCREW - SF/DR - 8-18 X 1 1/2 PPH - BRIGHT WHITE
	0G3910-10-330	EA	SCREW - SF/DR - 20-16 X 5/8 PPH - PUTTY
	0G3910-10-320	EA	SCREW - SF/DR - 10-16 X 5/8 PPH - GLACIER
	0G3910-12-240	EA	SCREW - SF/DR - 10-16 X .75 PPH - VW LIGHT GRAY
	0G3910-12-170	EA	SCREW - SF/DR - 10-16 X 3/4 PPH - BRIGHT WHITE
	0G3910-12-320	EA	SCREW - SF/DR - 10-16 X 3/4 PPH - GLACIER
	0G5508-08-380	EA	SCREW - SF/DR - 8-18 X .5 PWH - CASHMERE
	0G5508-08-370	EA	SCREW - SF/DR - 8-18 X .5 PWH - RIVERSTONE
	0G5508-12-240	EA	SCREW - SF/DR - 8-18 X 3/4 PWH - VW LIGHT GRAY
	0G5508-12-170	EA	SCREW - SF/DR - 8-18 X 3/4 PWH - BRIGHT WHITE
	0G5508-12-330	EA	SCREW - SF/DR - 8-18 X 3/4 PWH - PUTTY
	0G5508-12-320	EA	SCREW - SF/DR - 8-18 X 3/4 PWH - GLACIER
	0G5508-12-270	EA	SCREW - SF/DR - 8-18 X 3/4 PWH - TITANIUM
	0G5508-16-250	EA	SCREW - SF/DR - 8-18 X 1 PWH - VW DARK GRAY
	0G5508-16-320	EA	SCREW - SF/DR - 8-18 X 1 PWH - GLACIER
	0G6008-16-170	EA	SCREW - SF/DR - 8-18 X 1 POH - BRIGHT WHITE
	0G6710-08-130	EA	SCREW - 10-12 X 1/2 PPH - TAUPE
	0G6710-08-170	EA	SCREW - 10-12 X 1/2 PPH - BRIGHT WHITE
	0G6710-08-240	EA	SCREW - 10-12 X 1/2 PPH - VW LIGHT GRAY
	0G6710-12-170	EA	SCREW - 10-12 X 3/4 PPH - BRIGHT WHITE
	0G6806-16-170	EA	SCREW - 6-18 X 1 POH - BRIGHT WHITE
	0G6810-24-280	EA	SCREW - 10-12 X 1 1/2 POH - SOFT WHITE
	000C20-05-28F	EA	SCREW - 5/16-18 X 1 3/4 FLAT SOC - STAINLESS STEEL
	000C20-06-24T	EA	SCREW - 3/8-16 X 1 1/2 - FLAT SOCKET
	000G11-06-10J	EA	SCREW - 6-20 X 5/8 PPH - BRASS

**SEALANTS & FASTENERS GROUP (CONTINUED)**  
**SCREWS (CONTINUED)**

<b>KEY</b>	<b>PART NUMBER</b>	<b>U/M</b>	<b>DESCRIPTION</b>
	000G11-06-08B	EA	SCREW - 6-20 X 1/2 PPH - ZINC
	000G11-06-10B	EA	SCREW - 6-20 X 5/8 PPH - ZINC
	000G11-07-08B	EA	SCREW - 7-19 X 1/2 PPH - ZINC
	000G11-08-20G	EA	SCREW - 8-18 X 1 1/4 - ANTIQUE BRASS
	000G11-08-20B	EA	SCREW - 8-18 X 1 1/4 PPH - ZINC
	000G11-08-12T	EA	SCREW - 8-18 X 3/4 PPH - BLACK MAGNESIUM
	000G11-08-12P	EA	SCREW - 8-18 X 3/4 PPH - DARK BROWN
	000G11-08-12S	EA	SCREW - 8-18 X 3/4 PPH - OFF WHITE
	000G11-08-12B	EA	SCREW - 8-18 X 3/4 PPH - ZINC
	000G11-08-08T	EA	SCREW - 8-18 X 1/2 PPH - FLUOROCARBON COATING
	000G11-08-06B	EA	SCREW - 8-18 X 3/8 PPH - ZINC
	000G11-10-12D	EA	SCREW - 10-16 X 3/4 PPH - BLACK
	000G12-06-12J	EA	SCREW - 6-20 X .75 POH - BRASS
	000G12-06-08T	EA	SCREW - 6-20 X 1/2 POH - BLACK
	000G13-05-10B	EA	SCREW - 5-12 X 5/8 PFH - ZINC
	000G13-06-08G	EA	SCREW - 6-20 X 1/2 PFH - ANTIQUE BRASS
	000G13-06-08B	EA	SCREW - 6-20 X 1/2 PFH - ZINC
	000G13-06-06I	EA	SCREW - 6-20 X 3/8 PFH - BLACK ZINC
	000G13-06-24J	EA	SCREW - 6-20 X 1 1/2 PFH - BRASS
	000G13-06-16J	EA	SCREW - 6-20 X 1 PFH - BRASS
	000G13-06-10J	EA	SCREW - 6-20 X 5/8 PFH - BRASS
	000G13-06-10G	EA	SCREW - 6-20 X 5/8 PFH - ANTIQUE BRASS
	000G13-07-10H	EA	SCREW - 7-19 X 5/8 PFH - BLACK
	000G13-07-12B	EA	SCREW - 7-19 X 3/4 PFH - ZINC
	000G13-08-16B	EA	SCREW - 8-18 X 1 PFH - ZINC
	000G13-08-109	EA	SCREW - 8-18 X 5/8 PFH
	000G13-08-10B	EA	SCREW - 8-18 X 5/8 PFH - ZINC
	000G13-08-24B	EA	SCREW - 8-18 X 1 1/2 PFH - ZINC
	000G16-04-24B	EA	SCREW - MACHINE - 1/4-20 X 1 1/2 PPH
	000G18-04-12B	EA	SCREW - MACHINE - 4-40 X 3/4 PPH - ZINC
	000G18-08-12B	EA	SCREW - MACHINE - 8-32 X 3/4 PPH - ZINC
	000G18-08-16B	EA	SCREW - MACHINE - 8-32 X 1 PPH - ZINC
	000G18-08-24B	EA	SCREW - MACHINE - 8-32 X 1 1/2 PPH - ZINC
	000G18-08-22B	EA	SCREW - MACHINE - 8-32 X 1 3/8 PPH - ZINC
	000G19-10-10B	EA	SCREW - MACHINE - 10-32 X 5/8 - PPH - ZINC
	000G19-10-08B	EA	SCREW - MACHINE - 10-32 X 1/2 PPH - ZINC
	000G19-10-20B	EA	SCREW - MACHINE - 10-32 X 1 1/2 PPH - ZINC
	000G19-10-40B	EA	SCREW-MACH,10-32X2.50 PPH ZN
	000G19-10-12F	EA	SCREW - MACHINE - 10-32 X 3/4 PPH - STAINLESS STEEL
	000G32-10-06B	EA	SCREW - 10-32 X 3/8 PPH - ZINC
	000G36-10-12T	EA	SCREW - 10-24X 3/4 PFH TYPE 23 - BLACK
	000G39-06-06J	EA	SCREW - 6-20 X 3/8 PPH - BRASS
	000G39-06-10T	EA	SCREW - SF/DR - 6-20 X 5/8 PPH - BLACK
	000G39-06-16T	EA	SCREW - SF/DR - 6-20 X 1 PPH - BLACK
	000G39-08-08S	EA	SCREW - SF/DR - 8-18 X 1/2 PPH - OFF WHITE
	000G39-08-08B	EA	SCREW - SF/DR - 8-18 X 1/2 PPH - ZINC
	000G39-08-08T	EA	SCREW - SF/DR - 8-18 X 1/2 PPH - BLACK
	000G39-08-06B	EA	SCREW - SF/DR - 8-18 X 3/8 PPH - ZINC
	000G39-08-32B	EA	SCREW - SF/DR - 8-18 X 2 PPH - ZINC
	000G39-08-24T	EA	SCREW - SF/DR - 8-18 X 1 1/2 PPH - BLACK
	000G39-08-24S	EA	SCREW - SF/DR - 8-18 X 1 1/2 - OFF WHITE
	000G39-08-24B	EA	SCREW - SF/DR - 8-18 X 1 1/2 PPH - ZINC
	000G39-08-16T	EA	SCREW - SF/DR - 6-20 X 1 PPH - BLACK
	000G39-08-16B	EA	SCREW - SF/DR - 8-18 X 1 PPH - ZINC
	000G39-08-12B	EA	SCREW - SF/DR - 8-18 X 3/4 PPH - ZINC
	000G39-08-12T	EA	SCREW - SF/DR - 8-18 X 3/4 PPH - BLACK
	000G39-10-48T	EA	SCREW - SF/DR - 10-16 X 3 PPH - BLACK
	000G39-10-48B	EA	SCREW - SF/DR - 10-16 X 3 - PPH - ZINC
	000G39-10-40D	EA	SCREW - SF/DR - 10-16 X 2 1/2 PPH - BLACK
	000G39-10-32B	EA	SCREW - SF/DR - 10-16 X 2 - PPH - ZINC
	000G39-10-20T	EA	SCREW - SF/DR - 10-16 X 1 1/4 PPH - BLACK
	000G39-10-20B	EA	SCREW - SF/DR - 10-16 X 1 1/4 PPH - ZINC
	000G39-10-169	EA	SCREW - SF/DR - 10-16 X 1 PPH - FLUOROCARBON SILVER
	000G39-10-129	EA	SCREW - SF/DR - 10-16 X 3/4 PPH - FLUOROCARBON SILVER

**SEALANTS & FASTENERS GROUP (CONTINUED)**  
**SCREWS (CONTINUED)**

KEY	PART NUMBER	U/M	DESCRIPTION
	000G39-10-12T	EA	SCREW - SF/DR - 10-16 X 3/4 - BLACK
	000G39-10-10T	EA	SCREW - SF/DR - 10-16 X 5/8 - BLACK
	000G39-10-10B	EA	SCREW - SF/DR - 10-16 X 5/8 PPH - ZINC
	000G39-10-08B	EA	SCREW - SF/DR - 10-16 X 1/2 PPH - ZINC
	000G39-12-12E	EA	SCREW - SF/DR - 12 - 14 X 3/4 PPH - CHROME
	000G42-04-24B	EA	SCREW - SF/DR - 1/4-14 X 1 1/2 - ZINC
	000G42-04-16B	EA	SCREW - SF/DR - 1/4-14 X 1 HWH - ZINC
	000G42-04-24B	EA	SCREW - SF/DR - 1/4-14 X 1 1/2 - ZINC
	000G46-08-24T	EA	SCREW - MACHINE - 8-32 X 1 1/2 PFH - BLACK
	000G50-04-08B	EA	SCREW - MACHINE - 1/4-20 X 1/2 PTH - ZINC
	000G52-06-05B	EA	SCREW - MACHINE - 6-32 X 5/16 PTH ZINC
	000G52-06-06B	EA	SCREW - MACHINE - 6-32 X 3/8 PIN - ZINC
	000G54-04-14B	EA	SCREW - 1/4-20 X 7/8 PTH - TYPE 23 - ZINC PLATED
	000G55-08-124	EA	SCREW - SF/DR - 8-18 X 3/4 PWH - ASH GRAY
	000G55-08-16T	EA	SCREW - SF/DR - 8-18 X 1 PWH - BLACK
	000G56-12-48B	EA	SCREW - WOOD - 12-11 X 3 POH - SPECIAL HARDENED
	000G57-14-64B	EA	SCREW - 14-10 X 4 PFH ZINC
	000G60-08-20F	EA	SCREW - SF/DR - 8-19X1.25 POH
	000G60-08-16E	EA	SCREW - SF/DR - 8-1 X 1 POH - CHROME
	000G60-08-22B	EA	SCREW - SF/DR - 8-18 X 1.38 POH - ZINC
	000G60-10-209	EA	SCREW - SF/DR - 10-16 X 1 1/4 POH - SILVER STALGAARD
	000G60-10-20B	EA	SCREW - SF/DR - 10-16 X 1 1/4 POH - ZINC
	000G60-10-16J	EA	SCREW - SF/DR - 10-16 X 1 POH - BRIGHT BRASS
	000G60-10-28T	EA	SCREW - SF/DR - 10-16 X 1 3/4 - BLACK
	000G62-08-24B	EA	SCREW - SF/DR - 8-18 X 1 1/2 PFH
	000G67-08-32B	EA	SCREW - 8-15 X 2 PPH - ZINC
	000G67-10-08B	EA	SCREW - 10-12 X 1/2 PPH - ZINC
	000G67-10-32J	EA	SCREW-10-12X2 PPH - BRIGHT BRASS
	000G67-10-24S	EA	SCREW - 10-12 X 1 1/2 PPH - OFF WHITE
	000G67-10-24B	EA	SCREW - 10-12 X 1 1/2 PPH - ZINC
	000G67-10-20D	EA	SCREW - 10-12 X 1 1/4 PPH - BLACK
	000G67-10-12P	EA	SCREW - 10-12 X 3/4 PPH - DARK BROWN
	000G67-10-12B	EA	SCREW - 10-12 X 3/4 PPH - ZINC
	000G67-10-10T	EA	SCREW - 10-12 X 5/8 PPH - BLACK
	000G67-10-10S	EA	SCREW - 10-12 X 5/8 PPH - OFF WHITE
	000G67-10-10P	EA	SCREW - 10-12 X 5/8 PPH - DARK BROWN
	000G67-10-10B	EA	SCREW - 10-12 X 5/8 PPH - ZINC - TYPE A
	000G67-10-08S	EA	SCREW - 10-12 X 1/2 PPH - OFF WHITE
	000G68-06-12B	EA	SCREW - 6-18 X 3/4 POH - ZINC & CLEAR
	000G68-06-10J	EA	SCREW - 6-18 X 5/8 POH - BRASS
	000G68-06-10G	EA	SCREW - 6-18 X 5/8 POH - ANTIQUE BRASS
	000G68-06-12J	EA	SCREW - 6-18 X 3/4 POH - BRASS
	029130-01-000	EA	SCREW - SNAP STUD - #8-16 X 5/8" LONG
	029130-03-000	EA	SCREW - SNAP STUD - #8-16 X 1" LONG
	049465-01-000	EA	SCREW - 10-16 PTH W/WASHER - DARK BROWN
	049465-03-000	EA	SCREW - 10-16 X 1 POH W/WASHER - OFF WHITE
	049465-04-000	EA	SCREW - 10-16 X 1 PTH W/WASHER - BEIGE
	049465-13-000	EA	SCREW-10+16X1 PTH W/WASHER - *ASH GRAY
	049465-17-000	EA	SCREW - 10-16 X 1 POH W/WASHER - BRIGHT WHITE
	054434-03-000	EA	SCREW - SF/DR - 10-16 X 2 - PWH - ZINC
	075908-01-000	EA	SCREW - MACHINE - 10-32 X .56 PTH - EXTERNAL TOOTH - ZINC
	076790-01-000	EA	SCREW - 6-20 X 1 1/4 PPH - BLACK
	076790-05-000	EA	SCREW - 6-20 X 1/2 PPH - BLACK - THREAD CUTTING/WOOD
	083554-01-000	EA	SCREW - DRYWALL - 8 X 1 1/4
	083554-04-000	EA	SCREW - DRYWALL - 8 X 2 1/2
	087721-01-000	EA	SCREW - FLAT HEAD - TAPPING - 1/4 X 1 1/4 LONG - ZINC
	087721-02-000	EA	SCREW - FLAT HEAD - TAPPING - 1/4" X 2 1/4" LONG - ZINC
	090033-02-000	EA	SCREW - 1/4-20 X 5/8 - ROUND WASHER HEAD - OFF/WHITE
	097974-01-000	EA	SCREW - PARTICLE BOARD - 7-9 X 3/4 PPH
	101618-01-000	EA	SCREW - 1/4-20 X 3/4 HEX - TAPPING - STALGARD TYPE F
	109235-01-05A	FT	COVER - SCREW - BRIGHT WHITE
	109235-01-01A	FT	COVER - SCREW - MAT BLACK
	113563-01-01A	EA	SCREW - 8 X 5/8 LONG SHOULDER/WASHER HEAD
	116111-02-01A	EA	SCREW - TAPTITE - 1/4-20 X 3/8 PPH - ZINC

**SEALANTS & FASTENERS GROUP (CONTINUED)**  
**SCREWS (CONTINUED)**

KEY	PART NUMBER	U/M	DESCRIPTION
	117478-01-04A	EA	SCREW - 8-18 X 3/4 PPH W/WASHER - VW LIGHT GRAY
	118383-01-09A	EA	RETAINER/RECESSED - F/.22" SCREW - GLACIER
	118383-01-06A	EA	RETAINER/RECESSED - F/.22" SCREW - ALLANTE ANTELOPE
	118383-01-04A	EA	RETAINER/RECESSED - F/.22" SCREW - BRIGHT WHITE
	118383-02-09A	EA	RETAINER/RECESSED - F/.27" SCREW - GLACIER
	118383-02-05A	EA	RETAINER/RECESSED - F/.27" SCREW - VW LIGHT GRAY
	118383-02-10A	EA	RETAINER/RECESSED - F/.27" SCREW - RIVERSTONE
	118383-02-11A	EA	RETAINER/RECESSED - F/.27" SCREW - CASHMERE
	118383-03-09A	EA	RETAINER/RECESSED - F/.32" SCREW - GLACIER
	118383-04-04A	EA	CAP - F/RECESSED RETAINER - BRIGHT WHITE
	118383-04-08A	EA	CAP - F/RECESSED RETAINER - CADDY CREAM
	118383-04-05A	EA	CAP - F/RECESSED RETAINER - VW LIGHT GRAY
	118383-04-11A	EA	CAP - F/RECESSED RETAINER - CASHMERE
	118383-04-10A	EA	CAP - F/RECESSED RETAINER - RIVERSTONE
	118383-04-09A	EA	CAP - F/RECESSED RETAINER - GLACIER
	134126-01-01A	EA	SCREW/NAIL - HEX HEAD - 3/4"
	140040-01-000	EA	SCREW - 1/4-20 X 1 - BUTTON HEAD/SOCKET - W/LOCTITE
	144078-01-01A	EA	SCREW - HEX/FLANGE HEAD CAP-1" W/.75" THREAD LENGTH-ZINC
	149753-01-02A	EA	RETAINER/RECESSED - F/.22" SCREW - BRIGHT WHITE
	149753-01-01A	EA	RETAINER/RECESSED - F/.22" SCREW - BLACK
	149753-02-02A	EA	CAP - F/RECESSED RETAINER - BRIGHT WHITE
	149753-02-01A	EA	CAP - F/RECESSED RETAINER - BLACK

**CLAMPS, CLIPS, GROMMETS, RIVETS & PLUGS**

KEY	PART NUMBER	U/M	DESCRIPTION
	000F10-06-32B	EA	PIN - COTTER - 3/16" X 2" - ZINC
	000H14-06-06R	EA	RIVET-MANDREL BLIND,3/16 AL - CHERRY BSP-66
	000H16-04-06R	EA	RIVET - POP ALUMINUM - 1/8 X .313 - .375
	000H16-06-10R	EA	RIVET - POP ALUMINUM - 3/16 X .501 - .625
	007161-01-000	EA	CLAMP - HOSE - SPRING TYPE - 1/2"
	008386-01-000	EA	GROMMET - SNAP - 3/8" DIAMETER - NYLON
	010495-01-000	EA	CLAMP - CABLE - 9/16"ID - BLACK
	010495-02-000	EA	CLAMP - CABLE - 3/8"ID - BLACK
	010495-04-000	EA	CLAMP - CABLE - 11/16"ID - WHITE
	010497-01-000	EA	CLAMP - CLOSED - 5/8"ID
	010497-02-000	EA	CLAMP - CLOSED - 1.5"ID
	010497-03-000	EA	CLAMP - CLOSED - 1"ID - CUSHIONED
	010497-04-000	EA	CLAMP - CLOSED - 1 5/8"ID
	010497-05-000	EA	CLAMP - CLOSED - 1/2"ID
	010497-07-000	EA	CLAMP - CLOSED - 3/8"ID
	010497-09-000	EA	CLAMP - CLOSED - 5/16"ID
	010497-10-000	EA	CLAMP - CLOSED - 7/8"ID
	010499-01-000	EA	CLAMP - CLOSED - 3/8"ID
	016188-03-000	EA	GROMMET - LP LINE - 3/8"HOLE X 2 1/2"LONG - RUBBER
	016188-04-000	EA	GROMMET - LP LINE - 1/2"HOLE X 2 1/2"LONG - RUBBER
	016188-05-000	EA	GROMMET - LP LINE - 3/8"HOLE X 1 1/4"LONG - RUBBER
	016188-06-000	EA	GROMMET - L/P LINE - 3/8"HOLE X 3 1/4"LONG - RUBBER
	016188-08-000	EA	GROMMET - LP LINE - 1/2"HOLE X 1 1/4"LONG - RUBBER
	016188-09-000	EA	GROMMET - LP LINE - .68"HOLE X 1 1/4"LONG - RUBBER
	016188-10-000	EA	GROMMET - LP LINE - .68"HOLE X 2.5"LONG - RUBBER
	023942-01-000	EA	GROMMET - RUBBER - 2" OD
	034141-02-000	EA	PLUG/NYLON - .38" - BLACK
	061420-01-000	EA	PLUG/PLASTIC - 1 3/4" DIAMETER - BROWN
	061420-04-000	EA	PLUG/PLASTIC - 1 1/4" DIAMETER
	061420-05-000	EA	PLUG/PLASTIC - 1 1/2" DIAMETER
	061420-08-000	EA	PLUG/PLASTIC - 2 1/2" DIAMETER
	061420-09-000	EA	PLUG/PLASTIC - 1.00" - DIAMETER
	061420-10-000	EA	PLUG/PLASTIC - 1 1/2" DIAMETER - BLACK
	061420-14-000	EA	PLUG/PLASTIC - 7/8" DIAMETER - BLACK
	061420-15-000	EA	PLUG/PLASTIC - 2" DIAMETER - BLACK
	062401-01-000	EA	CLAMP - HOSE - WORMGEAR - .25" - 1"
	062401-02-000	EA	CLAMP - HOSE - WORMGEAR - 1.56" - 2.5"
	062401-03-000	EA	CLAMP - HOSE - WORMGEAR - .22" - 1"
	062401-04-000	EA	CLAMP - HOSE - WORMGEAR - .69" - 1.25"



**SEALANTS & FASTENERS GROUP (CONTINUED)**  
**CLAMPS, CLIPS, GROMMETS, RIVETS & PLUGS (CONTINUED)**

KEY	PART NUMBER	U/M	DESCRIPTION
	062401-05-000	EA	CLAMP - HOSE - WORMGEAR - 2" - 3" ID
	062401-06-000	EA	CLAMP - HOSE - WORMGEAR - .22" - .62" ID
	062401-09-000	EA	CLAMP - HOSE - WORMGEAR - 2.8" - 3.75"
	062401-11-000	EA	CLAMP - HOSE - WORMGEAR - 3.50" - 4.50"
	062401-12-000	EA	CLAMP - HOSE - WORMGEAR - .79" X 1.26"
	062401-13-000	EA	CLAMP - HOSE - WORMGEAR
	071015-01-000	EA	GROMMET - RUBBER - .5"ID X 1"OD-W/.38" GROOVE - BLACK
	071015-11-000	EA	GROMMET - RUBBER - 1 ID - FITS .12 MATERIAL - BLACK
	071015-13-000	EA	GROMMET - RUBBER - .62 ID - FITS .09 GROOVE - BLACK
	071015-19-000	EA	GROMMET - RUBBER - .38 ID - FITS .06 MATERIAL - BLACK
	071015-26-000	EA	GROMMET - RUBBER - 1.5" ID X 2.1" OD W/.06" GROOVE-BLACK
	071015-29-000	EA	GROMMET - RUBBER - .3"ID X 1.3"OD W/.12" GROOVE - BLACK
	071015-30-000	EA	GROMMET - RUBBER - .3"ID X .81"OD W/.12" GROOVE - BLACK
	071015-32-000	EA	GROMMET - RUBBER - .75"ID X 1.375"OD W/.187" GROOVE-BLK
	071015-37-000	EA	GROMMET - .81 ID FITS .56 MTL
	071015-39-000	EA	GROMMET - .75 ID FITS .06 MTL
	071015-40-000	EA	GROMMET - .38 ID FITS .09 MTL
	071015-41-000	EA	GROMMET - .125 ID FITS .188 MTL
	071015-42-000	EA	GROMMET - RUBBER - .25 ID - FITS .06 MATERIAL - BLACK
	075148-02-000	EA	CLAMP - GROUNDING - BRONZE SCREWS
	077955-01-000	EA	CLIP/J - 3/8" - VINYL COATED
	080211-03-000	EA	CLIP - XMAS TREE W/PANEL RETAINING HEAD - 3/4" SHANK
	080734-02-000	EA	CLIP - WIRE NYLON
	081211-01-000	EA	PLUG - PLASTIC - .31"DIA - BLACK
	081211-03-000	EA	PLUG/PLASTIC - .50" DIAMETER - TRUSS HEAD - BLACK
	081211-04-000	EA	PLUG/PLASTIC - .46 DIAMETER - TRUSS HEAD - BLACK
	083609-01-000	EA	CLAMP - WIRE - DUAL - EQUAL DIAMETERS - 5/8"
	083610-01-000	EA	CLAMP - WIRE - DUAL - UNEQUAL DIAMETERS - 3/4" & 1 1/4"
	083610-02-000	EA	CLAMP - WIRE - DUAL - UNEQUAL DIAMETERS - 3/4" & 2"
	083610-03-000	EA	CLAMP - WIRE - DUAL - EQUAL DIAMETERS - 2"
	088756-01-000	EA	GROMMET - WEB - 1 1/8 " I.D.
	089329-02-000	EA	CLIP - SPRING
	091952-01-000	EA	CLIP - GRIPPER - 1"
	091952-02-000	EA	CLIP - GRIPPER - 3/4"
	091952-03-000	EA	CLIP - GRIPPER - 1/2" - BLACK VINYL COATED
	094362-02-000	EA	CLIP - XMAS TREE - BINDER HEAD - .9" LONG
	094362-05-000	EA	CLIP - XMAS TREE - ROUND HEAD - 1.4" LONG
	113133-02-01A	EA	RIVET - POP - ALUMINUM - 3/16 X .252 - .504 - BLACK
	114208-01-000	EA	GROMMET - EDGE LINER - FITS 1 3/4"
	114208-05-000	EA	GROMMET - EDGE LINER - FITS 2"
	115361-01-01A	EA	PLUG/PLASTIC - 1/2" DIAMETER
	118626-01-02A	EA	RIVET - POP - ALUMINUM - 3/16 X .08 - .375
	118626-01-01A	EA	RIVET - POP - ALUMINUM - 3/16 X .08 - .375
	137014-01-02A	EA	GROMMET - CABLE - BROWN
	137014-01-01A	EA	GROMMET - CABLE - ALMOND
	137014-01-03A	EA	GROMMET - CABLE - BLACK
	139118-02-01A	EA	GROMMET - SCREW - PLASTIC
	140171-01-000	EA	CLAMP - HOSE - STEPLESS EAR - .312

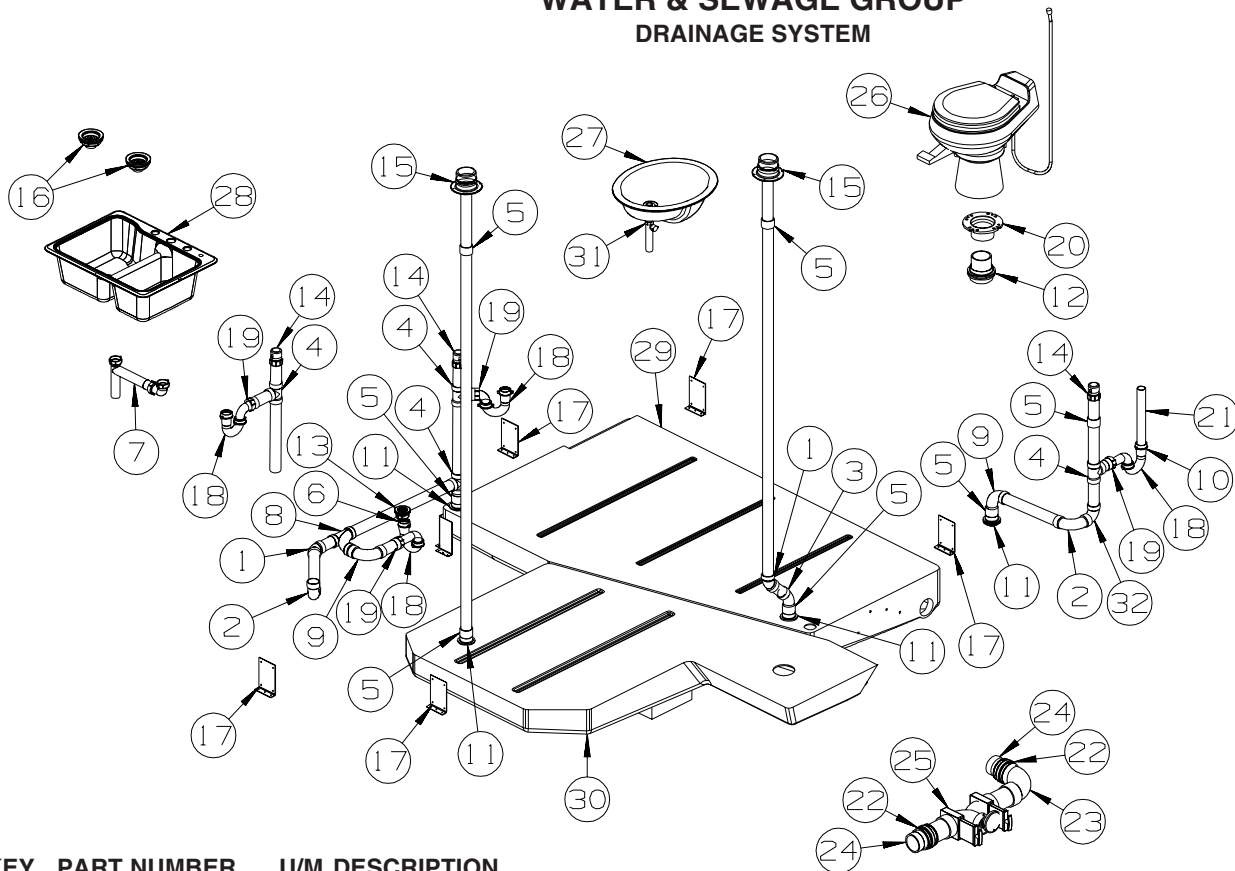
**MISCELLANEOUS FASTENERS**

KEY	PART NUMBER	U/M	DESCRIPTION
	008343-01-000	EA	TIE - WIRE - 6"
	008343-02-000	EA	TIE - WIRE - 14"
	008343-03-000	EA	TIE - WIRE - 7 1/2" - BLACK
	029094-04-000	YD	VELCRO TAPE - LOOP - 1" WIDE - BLACK
	029096-03-000	YD	VELCRO TAPE - HOOK - 1" WIDE - BLACK
	029096-04-000	YD	VELCRO TAPE/HOOK - 1" WIDE - BLACK - W/ADHESIVE BACK (PSA)
	048394-02-000	YD	VELCRO TAPE - HOOK - ADHESIVE BACK - 3/4" WIDE - BEIGE
	085774-01-000	FT	FASTENER - DUAL LOCK - 1" WIDE - ADHESIVE BACK - BLACK
	085774-02-000	FT	FASTENER - DUAL HOOK - 1" WIDE - ADHESIVE BACK - BLACK
	085774-03-000	FT	FASTENER - DUAL LOCK - 1/2" WIDE - ADHESIVE BACK - BLACK
	085774-04-000	FT	FASTENER - DUAL HOOK - 1/2" WIDE - ADHESIVE BACK - BLACK
	088792-02-000	YD	VELCRO TAPE - LOOP - 3/4" - ADHESIVE BACK - BEIGE
	088792-04-000	YD	VELCRO TAPE - HOOK - 5/8" - NON-ADHESIVE BACK - WHITE

**SEALANTS & FASTENERS GROUP (CONTINUED)**  
**MISCELLANEOUS FASTENERS (CONTINUED)**

<b>KEY</b>	<b>PART NUMBER</b>	<b>U/M</b>	<b>DESCRIPTION</b>
	088792-05-000	YD	VELCRO TAPE - LOOP - 5/8" - NON-ADHESIVE BACK - WHITE
	108046-01-000	EA	CABLE TIE - SCREW MOUNT 8"
	108046-02-000	EA	CABLE TIE - SCREW MOUNT 15"
	110943-01-000	FT	FELT STRIP - 3/8" - ADHESIVE BACK - BLACK - 75' PER ROLL
	110943-02-000	FT	FELT STRIP - 3/8" - ADHESIVE BACK - WHITE
	127960-01-01A	EA	RETAINER - 3/8" - STAINLESS STEEL

## WATER & SEWAGE GROUP DRAINAGE SYSTEM



**FROM 00-00-00  
THRU 03-06-05**

KEY	PART NUMBER	U/M	DESCRIPTION
1	010006-01-000	EA	ELBOW - 45 DEGREE - 1 1/2" HUB X HUB - PLASTIC
2	010008-01-000	EA	ELBOW - 90 DEGREE - 1 1/2" HUB X HUB - PLASTIC
3	010051-01-000	EA	ELBOW - 45 DEGREE - 1 1/2" SPIGOT X HUB - PLASTIC
4	010071-01-000	EA	TEE - SANITARY - 1 1/2" HUB X HUB X HUB - PLASTIC
5	010115-01-000	EA	COUPLING - 1 1/2" HUB X HUB - PLASTIC
6	011069-06-000	EA	TAILPIECE - 1 1/2" X 1 1/4" X 2 1/2"
	127440-02-01A	EA	WASHER - RUBBER - 1.8" X .1"
	130403-01-000	EA	NUT - SLIP - W/WINGS 1 1/2"
7	011091-02-000	EA	WASTE - CONTINUOUS - DOUBLE SINK
8	031365-02-000	EA	TEE - 1 1/2" EXTRA LONG TURN - PLASTIC
9	033761-01-000	EA	ELBOW - 90 DEGREE - TURN - 1 1/2" HUB X 1 1/2" SPIGOT
10	061420-10-000	EA	PLUG/PLASTIC - 1 1/2" DIAMETER - BLACK
11	061607-01-000	EA	GROMMET - HOLDING TANK - 1 1/2" NPS
12	061607-02-000	EA	GROMMET - HOLDING TANK - 3" NPS
13	066440-01-000	EA	STRAINER - SHOWER DRAIN - W/RUBBER WASHER
14	079968-01-000	EA	VENT - MECHANICAL/TRAP ARM - ANTI-SIPHON-2" X 7.3" PLASTIC
15	083558-03-000	EA	VENT W/COVER F/PLUMBING STACK - OFF WHITE
16	092303-01-000	EA	STRAINER - W/BASKET - GALLEY SINK - 4" OD
	127440-02-01A	EA	WASHER - RUBBER - 1.8" X .1"
17	094756-02-01A	EA	BRACKET - L - 6.1" LONG X 3.9" WIDE - STEEL
18	107538-01-000	EA	P-TRAP - PLASTIC - 1 1/4" W/EXTENSION ARM
			FROM: 00-00-00 THRU: 10-12-04
18	107538-02-000	EA	P-TRAP - PLASTIC - 1 1/2" W/EXTENSION ARM
			FROM: 10-13-04 THRU: 99-99-99
18	011071-01-000	EA	P-TRAP - 1 1/2" - CSA - PLASTIC - <b>CANADIAN</b>
19	109571-01-000	EA	ADAPTER - P-TRAP - 1 1/2" P X 1 1/4" MPT
			FROM: 00-00-00 THRU: 10-12-04
19	152146-01-000	EA	CONNECTOR - 1 1/2" P X 1 1/2" MPT
			FROM: 10-13-04 THRU: 99-99-99
20	116644-01-000	EA	FLANGE/CLOSET - 3" FEMALE - 4 BOLT
21	126588-02-000	EA	ARM - WASTE - 1 1/2" X 20" - FEMALE
22	078406-01-000	EA	COUPLER - 3" X 3" W/CLAMPS - RUBBER
23	041956-01-000	EA	ELBOW - 3" STREET - 90 DEGREE - PLASTIC
24	010129-03-000	EA	NIPPLE - 3" X 3" TOE - PLASTIC

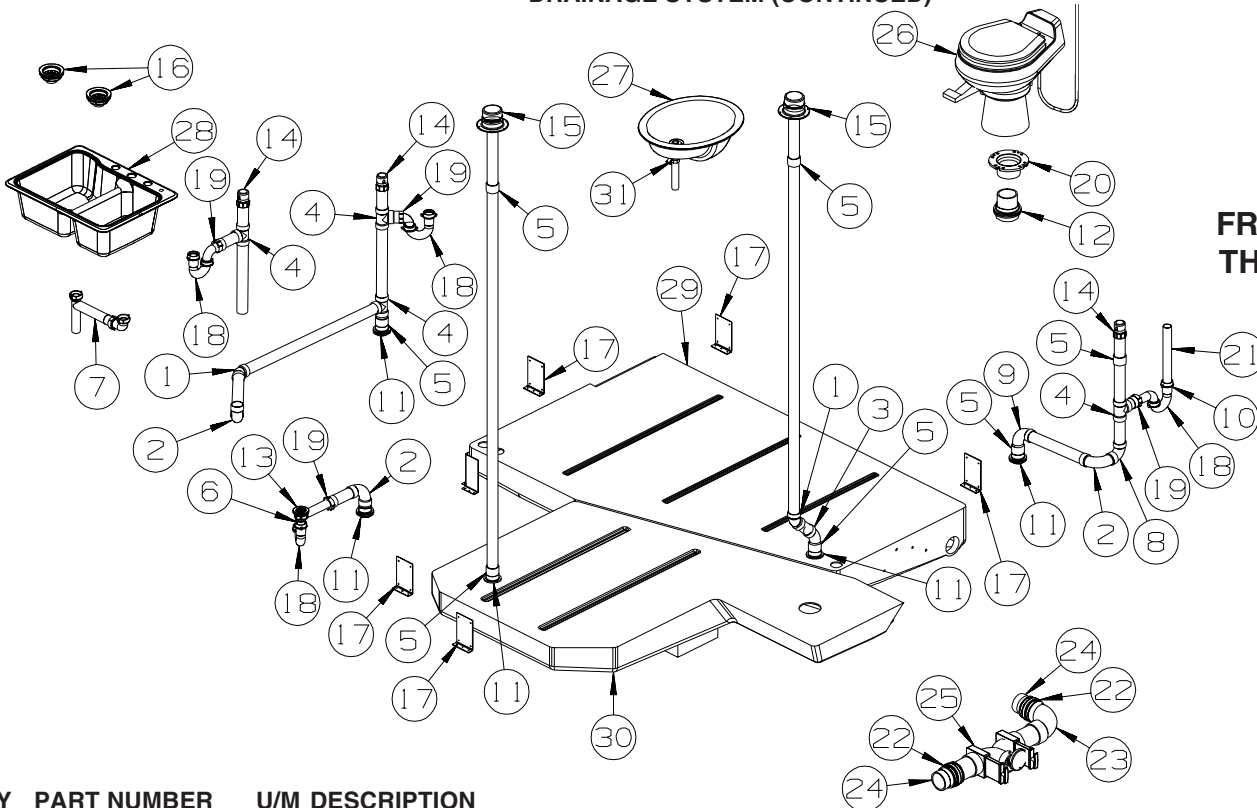


**WATER & SEWAGE GROUP (CONTINUED)**  
**DRAINAGE SYSTEM (CONTINUED)**

KEY	PART NUMBER	U/M	DESCRIPTION
25	136143-01-000	EA	VALVE - DUAL - 3" X 3"
	139513-01-000	EA	HOSE - SEWER - 3" X 10' - W/ADAPTER
	062416-01-000	EA	ADAPTER - SEWER HOSE TO 3" PIPE
	144728-01-000	EA	VALVE - SEWER HOSE - 3"
	147845-01-01A	EA	LABEL - DRIP VALVE
26*	136729-01-01A	EA	TOILET - CHINA - STANDARD W/SPRAYER - WHITE
27	143310-01-01A	EA	SINK - LAVATORY - OVAL - 19" X 16" - WHITE
			FROM: 00-00-00 THRU: 03-06-05
27	155318-01-01A	EA	SINK - LAVATORY - OVAL - 14" X 17" - OFF WHITE
			FROM: 03-07-05 THRU: 99-99-99
28	148870-02-01A	EA	SINK/DOUBLE - LRG/SML BASIN - 25" X 19" X 7"
	148870-01-01A	EA	SINK/DOUBLE - LRG/SML BASIN - 25" X 19" X 7"
29	150413-01-700	EA	TANK - HOLDING - 70 GALLON - W/3" NIPPLE - W/O FITTINGS
	049032-01-000	EA	PATCH - SPINWELD - 3/8" - PLASTIC
30	150414-01-700	EA	TANK - HOLDING - 46 GALLON - W/3" NIPPLE - W/O FITTINGS
	049032-01-000	EA	PATCH - SPINWELD - 3/8" - PLASTIC
	125697-02-000	EA	NOZZLE - WELD-A-FLUSH
31	151556-01-01A	EA	DRAIN/TAIPIECE - W/POP-UP/LIFT ROD/OVERFLOW-POLISH BRASS
31	151556-01-02A	EA	DRAIN/TAIPIECE - W/POP-UP/LIFT ROD/OVERFLOW - CHROME - <b>STAINLESS STEEL PKG</b>
32	010009-01-000	EA	ELBOW - 90 DEGREE - 1/4 BEND - 1 1/2" - PLASTIC

**\*COMPONENT PARTS LISTED LATER IN THIS GROUP**

**WATER & SEWAGE GROUP (CONTINUED)**  
**DRAINAGE SYSTEM (CONTINUED)**



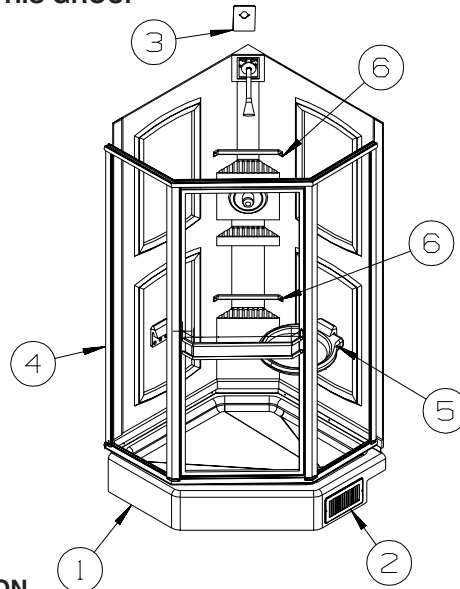
**FROM 03-07-05  
 THRU 99-99-99**

KEY	PART NUMBER	U/M	DESCRIPTION
1	010006-01-000	EA	ELBOW - 45 DEGREE - 1 1/2" HUB X HUB - PLASTIC
2	010008-01-000	EA	ELBOW - 90 DEGREE - 1 1/2" HUB X HUB - PLASTIC
3	010051-01-000	EA	ELBOW - 45 DEGREE - 1 1/2" SPIGOT X HUB - PLASTIC
4	010071-01-000	EA	TEE - SANITARY - 1 1/2" HUB X HUB X HUB - PLASTIC
5	010115-01-000	EA	COUPLING - 1 1/2" HUB X HUB - PLASTIC
6	011069-06-000	EA	TAILPIECE - 1 1/2" X 1 1/4" X 2 1/2"
	127440-02-01A	EA	WASHER - RUBBER - 1.8" X .1"
	130403-01-000	EA	NUT - SLIP - W/WINGS 1 1/2"
7	011091-02-000	EA	WASTE - CONTINUOUS - DOUBLE SINK
8	010009-01-000	EA	ELBOW - 90 DEGREE - 1/4 BEND - 1 1/2" - PLASTIC
9	033761-01-000	EA	ELBOW - 90 DEGREE - TURN - 1 1/2" HUB X 1 1/2" SPIGOT
10	061420-10-000	EA	PLUG/PLASTIC - 1 1/2" DIAMETER - BLACK
11	061607-01-000	EA	GROMMET - HOLDING TANK - 1 1/2" NPS
12	061607-02-000	EA	GROMMET - HOLDING TANK - 3" NPS
13	066440-01-000	EA	STRAINER - SHOWER DRAIN - W/RUBBER WASHER
14	079968-01-000	EA	VENT - MECHANICAL/TRAP ARM - ANTI-SIPHON-2" X 7.3" PLASTIC
15	083558-03-000	EA	VENT W/COVER F/PLUMBING STACK - OFF WHITE
16	092303-01-000	EA	STRAINER - W/BASKET - GALLEY SINK - 4" OD
	127440-02-01A	EA	WASHER - RUBBER - 1.8" X .1"
17	094756-02-01A	EA	BRACKET - L - 6.1" LONG X 3.9" WIDE - STEEL
18	107538-01-000	EA	P-TRAP - PLASTIC - 1 1/4" W/EXTENSION ARM - <b>USA</b>
			FROM: 00-00-00 THRU: 10-12-04
18	107538-02-000	EA	P-TRAP - PLASTIC - 1 1/2" W/EXTENSION ARM - <b>USA</b>
			FROM: 10-13-04 THRU: 99-99-99
18	011071-01-000	EA	P-TRAP - 1 1/2" - CSA - PLASTIC - <b>CANADIAN</b>
19	109571-01-000	EA	ADAPTER - P-TRAP - 1 1/2" P X 1 1/4" MPT
			FROM: 00-00-00 THRU: 10-12-04
19	152146-01-000	EA	CONNECTOR - 1 1/2" P X 1 1/2" MPT
			FROM: 10-13-04 THRU: 99-99-99
20	116644-01-000	EA	FLANGE/CLOSET - 3" FEMALE - 4 BOLT
21	126588-02-000	EA	ARM - WASTE - 1 1/2" X 20" - FEMALE
22	078406-01-000	EA	COUPLER - 3" X 3" W/CLAMPS - RUBBER
23	041956-01-000	EA	ELBOW - 3" STREET - 90 DEGREE - PLASTIC
24	010129-03-000	EA	NIPPLE - 3" X 3" TOE - PLASTIC

**WATER & SEWAGE GROUP (CONTINUED)**  
**DRAINAGE SYSTEM (CONTINUED)**

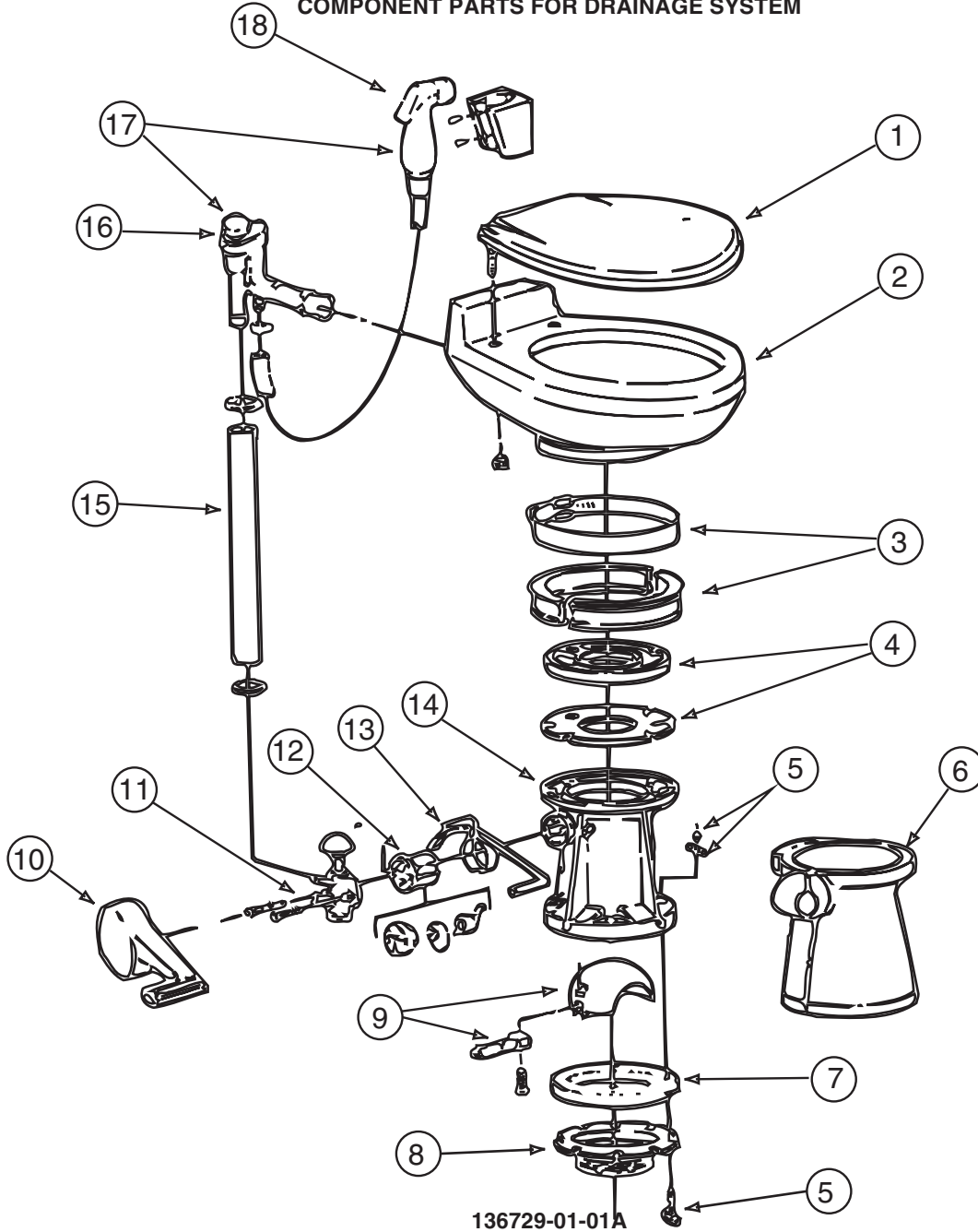
<b>KEY</b>	<b>PART NUMBER</b>	<b>U/M</b>	<b>DESCRIPTION</b>
25	136143-01-000	EA	VALVE - DUAL - 3" X 3"
	139513-01-000	EA	HOSE - SEWER - 3" X 10' - W/ADAPTER
	062416-01-000	EA	ADAPTER - SEWER HOSE TO 3" PIPE
	144728-01-000	EA	VALVE - SEWER HOSE - 3"
	147845-01-01A	EA	LABEL - DRIP VALVE
26*	136729-01-01A	EA	TOILET - CHINA - STANDARD W/SPRAYER - WHITE
27	143310-01-01A	EA	SINK - LAVATORY - OVAL - 19" X 16" - WHITE
			FROM: 00-00-00 THRU: 03-06-05
27	155318-01-01A	EA	SINK - LAVATORY - OVAL - 14" X 17" - OFF WHITE
			FROM: 03-07-05 THRU: 99-99-99
28	148870-02-01A	EA	SINK/DOUBLE - LRG/SML BASIN - 25" X 19" X 7"
	148870-01-01A	EA	SINK/DOUBLE - LRG/SML BASIN - 25" X 19" X 7"
29	150413-01-700	EA	TANK - HOLDING - 70 GALLON - W/3" NIPPLE - W/O FITTINGS
	049032-01-000	EA	PATCH - SPINWELD - 3/8" - PLASTIC
30	150414-01-700	EA	TANK - HOLDING - 46 GALLON - W/3" NIPPLE - W/O FITTINGS
	049032-01-000	EA	PATCH - SPINWELD - 3/8" - PLASTIC
	125697-02-000	EA	NOZZLE - WELD-A-FLUSH
31	151556-01-01A	EA	DRAIN/TAIPIECE - W/POP-UP/LIFT ROD/OVERFLOW-POLISH BRASS
31	151556-01-02A	EA	DRAIN/TAIPIECE - W/POP-UP/LIFT ROD/OVERFLOW - CHROME - <b>STAINLESS STEEL PKG</b>

**\*COMPONENT PARTS LISTED LATER IN THIS GROUP**



<b>KEY</b>	<b>PART NUMBER</b>	<b>U/M</b>	<b>DESCRIPTION</b>
1	M02630-81-S64	EA	SHOWER PAN - W/STRAINER
2	089326-02-000	EA	GRILLE - FLOOR - HEATING - 9.3" X 5.3" - SOFT WHITE
3	131549-01-01A	EA	PLATE-COVER, SHOWER HEAD - *99 Q36C
4	147575-01-01A	EA	ENCLOSURE - SHOWER - SIDES/BACK - 1 PIECE
5	135607-03-01A	EA	SEAT - SHOWER/FOLDING(FOR REPLACEMENT OR OPTION INST ONLY)
6	113714-02-02A	EA	RETAINER - SHELF/SHOWER - 10.6" - SOFT WHITE

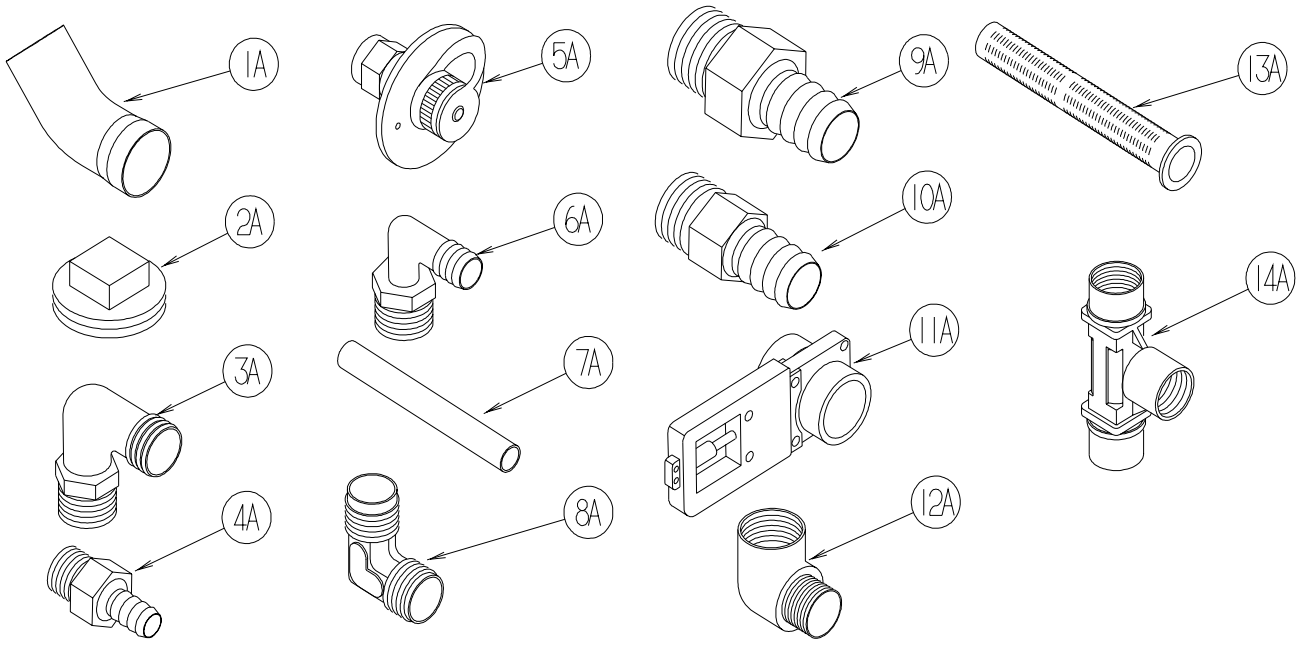
**WATER & SEWAGE GROUP (CONTINUED)**  
**COMPONENT PARTS FOR DRAINAGE SYSTEM**



KEY	PART NUMBER	U/M	DESCRIPTION	VENDOR NO.
1	136729-01-700	EA	SEAT ASSEMBLY - WHITE	343829
2	136729-01-701	EA	BOWL/CHINA - WHITE	310739
3	140798-01-702	EA	RING & HALF CLAMP KIT-WHITE	385310025
4	085330-01-704	EA	TEFLON & RUBBER SEAL KIT	385316140
5	085330-01-717	EA	HARDWARE KIT - BASE MOUNTING	310064
6	085330-09-704	EA	PEDESTAL COVER - WHITE	310111
7	085330-01-714	EA	SEAL-FLANGE, FLOOR	390343892
8	085330-01-716	EA	FLANGE-FLOOR, 3" MPT	345889
10	085330-09-702	EA	COVER/PEDAL KIT - WHITE	310114
11	085330-01-709	EA	VALVE-WATER	385314349
12	085330-01-707	EA	CARTRIDGE SPRING ASSEMBLY	381236096
13	085330-06-703	EA	LEVER-FLUSH	340873
14	085330-09-703	EA	BASE KIT - WHITE	310120
16	085330-06-701	EA	BREAKER-VACUUM/DIVERTER(900)	230335
18	085330-04-701	EA	HAND SPRAY W/HOSE WHT500/900	340683 - WHITE
18	136729-01-702	EA	HAND SPRAY W/HOSE "PLATINUM"	385310809
	085330-04-708	EA	BRACKET F/HAND SPRAY - WHITE	385230319
	136729-01-703	EA	BRACKET F/HAND SPAY - CHROME	385311131

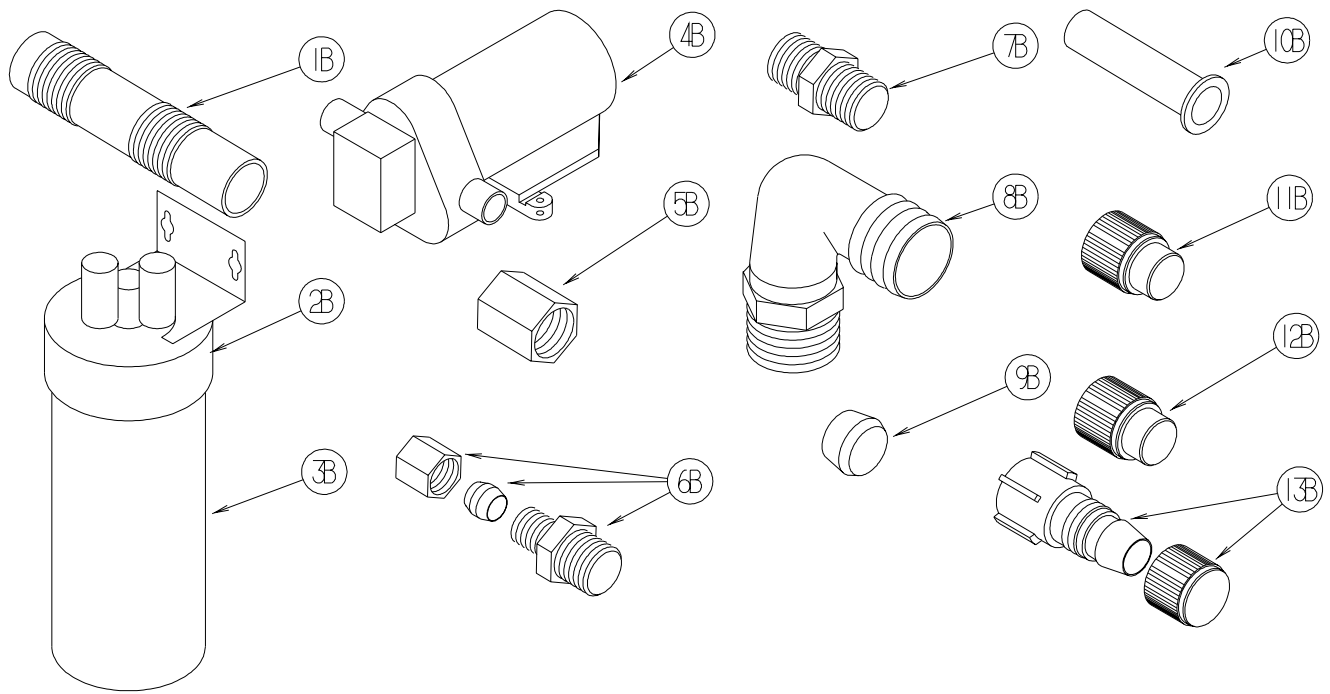
CONTACT WINNEBAGO PART SALES FOR UNLISTED COMPONENTS

**WATER & SEWAGE GROUP (CONTINUED)**  
**WATER SYSTEM**



KEY	PART NUMBER	U/M	DESCRIPTION
1A	010009-01-000	EA	ELBOW - 90 DEGREE - 1/4 BEND - 1 1/2" PLASTIC
2A	010166-01-000	EA	PLUG/THREADED - 1 1/4"MPT - PLASTIC - BLACK - UL
3A	010219-01-000	EA	ELBOW - 1 1/4 MPT X 1 1/4 BARB - WATER FILL - PLASTIC
4A	010224-01-000	EA	ADAPTER - HOSE TO PIPE - 3/8 MPT X 3/8 BARB - PLASTIC
5A	010230-06-000	EA	FILL - CITY WATER - W/CHECK VALVE - MPT - BRUSHED ALUM
6A	035539-01-000	EA	ELBOW - 3/8 MPT X 3/8 BARB - PLASTIC
7A	039800-04-000	FT	TUBING - POLYBUTYL - 1/4"OD
7A	074462-02-000	FT	TUBING - VINYL - 3/8 ID X 20' - CLEAR
7A	112176-01-000	FT	TUBING - VINYL - REINFORCED - 1/2" ID
7A	124188-01-000	FT	TUBING - PEX - 1/2" ID X 20' - BLUE(COLD)
7A	124188-02-000	FT	TUBING - PEX - 1/2" ID X 20' - RED(HOT)
8A	039808-03-000	EA	ELBOW - 1/2" MPT X 1/2" MPT - PLASTIC
9A	044927-01-000	EA	ADAPTER - HOSE TO PIPE-1 1/4 MPTX1 1/4 BARB-BLACK PLASTIC
10A	044927-02-000	EA	ADAPTER - REDUCING - 1" MPT X 1.3" BARB - PLASTIC
11A	062421-03-000	EA	VALVE/DUMP W/O HANDLE - 1 1/2" X 1 1/2" HUB
	062421-05-000	EA	CABLE/ROD - F/DUMP VALVE - W/HANDLE - 48"
	062421-07-000	EA	CABLE/ROD - F/DUMP VALVE - W/HANDLE - 144"
	062421-08-000	EA	CABLE/ROD - F/DUMP VALVE - W/HANDLE - 108"
12A	065318-02-000	EA	ELBOW - 90 DEGREE - 3/8" MPT TO 3/8" FPT
13A	077954-02-000	EA	FILTER - WATER TANK - W/SCREEN IN TANK
14A	039798-01-000	EA	TEE - 1/2"MPT X 1/2"MPT X 1/2"MPT - PLASTIC

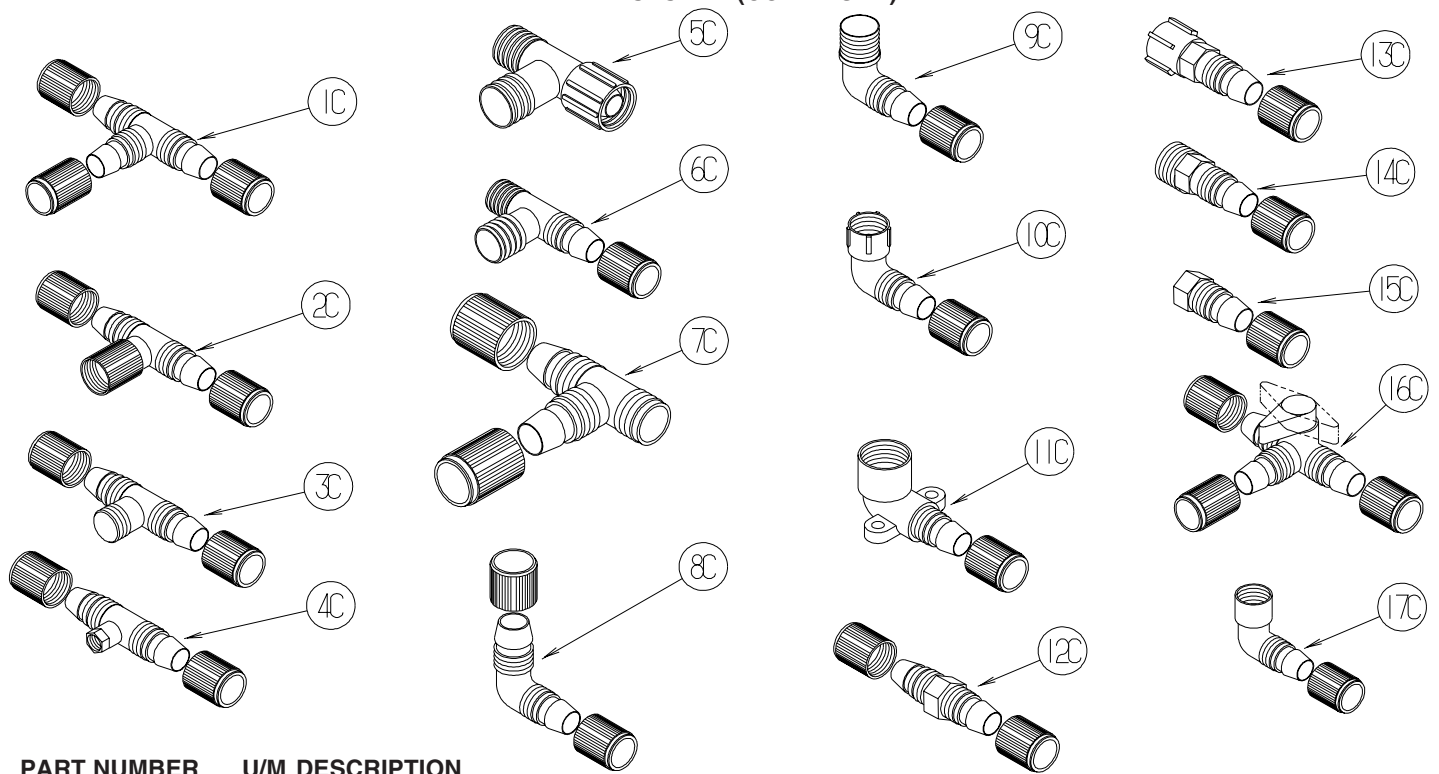
**WATER & SEWAGE GROUP (CONTINUED)**  
**WATER SYSTEM (CONTINUED)**



KEY	PART NUMBER	U/M	DESCRIPTION
1B	079381-01-000	FT	TUBING - RIBBED FLEXIBLE - WATER FILL - 1.4" ID
2B	087200-01-000	EA	FILTER-WATER PURIFICATION, EVERPURE QC2-AC
3B	087200-02-000	EA	CARTRIDGE-WATER FILTER,AC - EVERPURE 9601-11
4B*	098607-01-000	EA	PUMP - WATER - W/.5" MPT FITTING - FLOW 2.8 GPM
5B	101814-01-000	EA	COUPLING - FEMALE - 1/2" X 1/2" FPT - GRAY
6B	103798-01-000	EA	CONNECTOR - 1/4 OD X 3/8 MPT
7B	110438-02-000	EA	VALVE - CHECK - BRASS - 1/2 MPT X 1/2 MPT
8B	111223-02-000	EA	ELBOW - 1/2" MPT X 3/8" BARB - PLASTIC
8B	111223-03-000	EA	ELBOW - 3/4" MPT X 1/2" BARB - PLASTIC
8B	111223-04-000	EA	ELBOW - 1/2" MPT X 1/2" BARB - PLASTIC
9B	111888-01-000	EA	FERRULE - PLASTIC - .250 ID X .375 OD
10B	111888-02-000	EA	INSERT - BRASS - 1/4 COMP
11B	113697-01-000	EA	CAP - 3/8"P
12B	114427-01-000	EA	CAP - 1/2"P
13B	114427-02-000	EA	PLUG - W/COMP NUT - 1/2" PLASTIC PIPE/1/2" FLAIR-IT

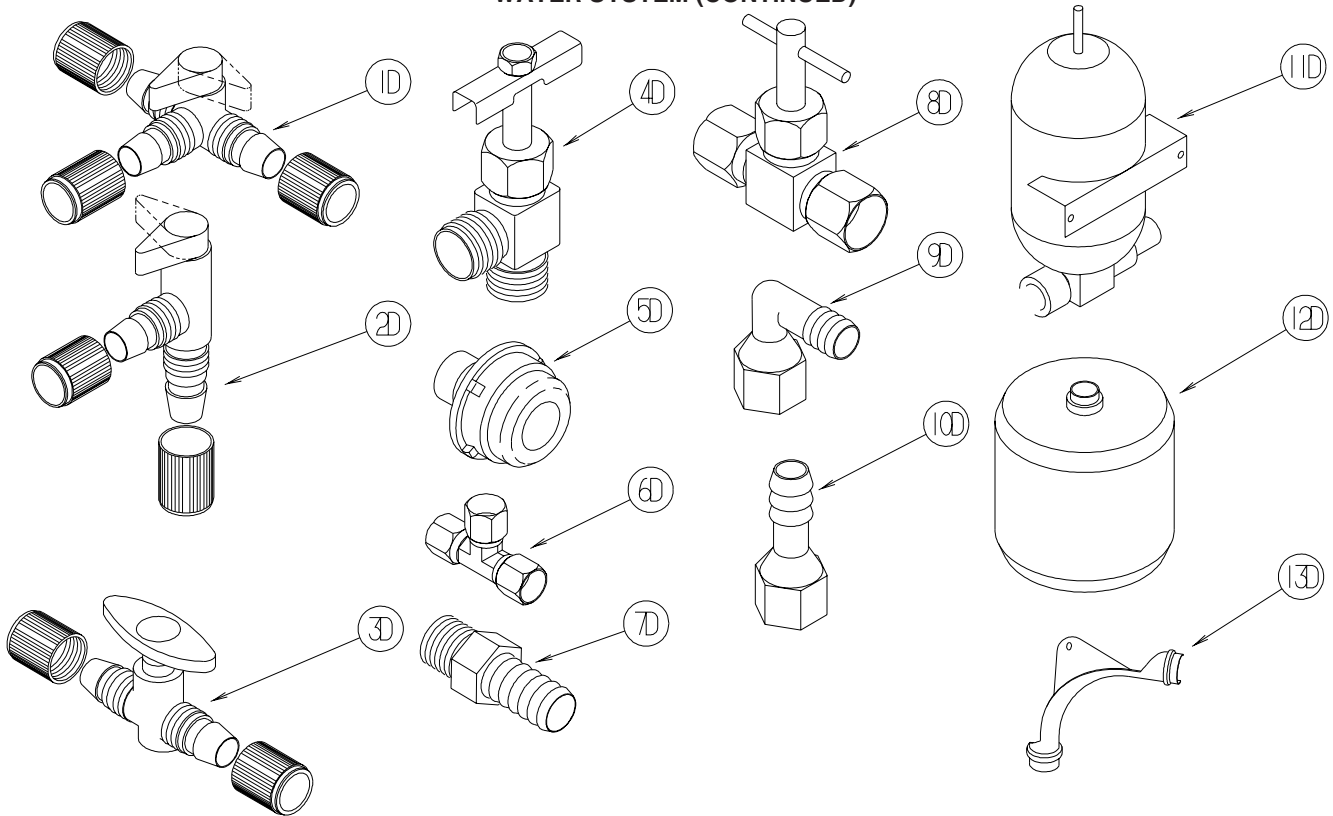


**WATER & SEWAGE GROUP (CONTINUED)**  
**WATER SYSTEM (CONTINUED)**



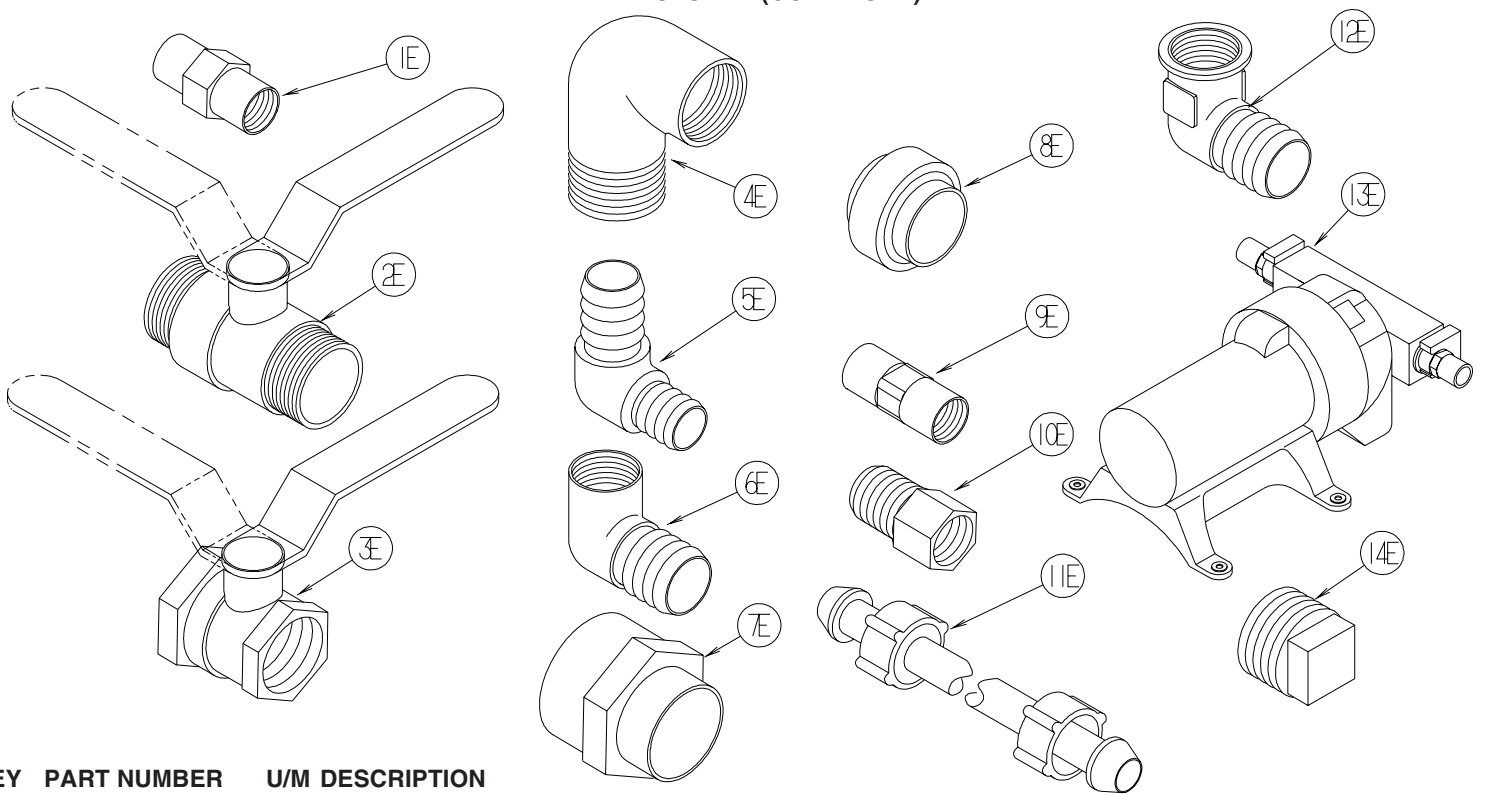
KEY	PART NUMBER	U/M	DESCRIPTION
1C	114428-01-000	EA	TEE - 1/2"P X 1/2"P X 1/2"P
2C	114428-02-000	EA	TEE - SWIVEL - 1/2"P X 1/2"P X 1/2"FPT
3C	114428-03-000	EA	TEE - 1/2"P X 1/2"P X 1/2"MPT
4C	114428-04-000	EA	TEE - 1/2"P X 1/2"P X 1/8"FPT
5C	114428-05-000	EA	TEE - 1/2" SWIVEL X 1/2" MPT X 1/2" MPT
6C	114428-06-000	EA	TEE - 1/2" P X 1/2" MPT X 1/2" MPT
7C	114428-07-000	EA	TEE - 1/2" P X 1/2" MPT X 1/2" P
8C	114429-01-000	EA	ELBOW - 1/2"P X 1/2"P
9C	114429-02-000	EA	ELBOW - 1/2"P X 1/2"MPT
9C	114429-04-000	EA	ELBOW - 1/2"P X 3/8"MPT
9C	114429-05-000	EA	ELBOW - 1/2"P X 3/4"MPT
9C	114429-10-000	EA	ELBOW - SWIVEL - 1/2"MPT X 1/2"FPT
10C	114429-06-000	EA	ELBOW - SWIVEL - 1/2"P X 3/4"FPT
10C	114429-08-000	EA	ELBOW - SWIVEL - 1/2"P X 1/2"FPT
11C	114429-09-000	EA	ELBOW - 1/2"P X 1/2"FPT DROP EAR
12C	114430-01-000	EA	ADAPTER - 1/2"P X 1/2"P
13C	114430-02-000	EA	ADAPTER - SWIVEL - 1/2"P X 1/2"FPT
13C	114430-04-000	EA	ADAPTER - SWIVEL - 1/2"P X 3/8"MPT
14C	114430-03-000	EA	ADAPTER - 1/2"P X 1/2"MPT
15C	114430-06-000	EA	ADAPTER - 1/2"P X 3/8"FPT
15C	114430-09-000	EA	ADAPTER - 1/2"P X 1/2"FPT
16C	114431-01-000	EA	VALVE - 180 DEGREE/CENTER DRAIN - 1/2"P - THREE WAY
17C	114429-11-000	EA	ELBOW - 1/2"P X 1/2"FPT

**WATER & SEWAGE GROUP (CONTINUED)**  
**WATER SYSTEM (CONTINUED)**



KEY	PART NUMBER	U/M	DESCRIPTION
1D	114431-02-000	EA	VALVE - WATER BYPASS - 1/2"P - THREE WAY (WATER HEATER)
2D	114431-03-000	EA	VALVE - 90 DEGREE DRAIN - 1/2"P
3D	114431-04-000	EA	VALVE - "INLINE SHUT-OFF" - 1/2"P
4D	114431-05-000	EA	VALVE - NEEDLE - 1/8" MPT X 1/4" COMPRESSION (ICE MAKER)
5D	114966-01-000	EA	FILTER - IN LINE - TWIST ON - 1/2"
			FROM: 00-00-00 THRU: 09-26-04
5D	152925-01-01A	EA	FILTER - IN LINE - TWIST ON - 1/2" - BLACK
			FROM: 09-27-04 THRU: 99-99-99
6D	118423-01-000	EA	FITTING - BRASS-TEE - 1/4C X 1/4C X 1/4C
7D	118809-01-000	EA	ADAPTER - 1/2" MPT X 3/8" BARB - PLASTIC
7D	118809-02-000	EA	ADAPTER - 1/2" MPT X 1/2" BARB - PLASTIC
8D	120868-01-000	EA	VALVE - NEEDLE - 1/4" COMPRESSION X 1/4" COMPRESSION
9D	123150-01-000	EA	ELBOW - 1/2 FPT X 1/2 BARB - SWIVEL
10D	123152-01-000	EA	ADAPTER - 1/2 FPT X 1/2 BARB - SWIVEL
11D	123243-01-000	EA	TANK - ACCUMULATOR - 24 OZ
12D	123317-01-000	EA	TANK - ACCUMULATOR - 2 GALLON
13D	124184-01-000	EA	SUPPORT - WATER LINE - BEND

**WATER & SEWAGE GROUP (CONTINUED)**  
**WATER SYSTEM (CONTINUED)**

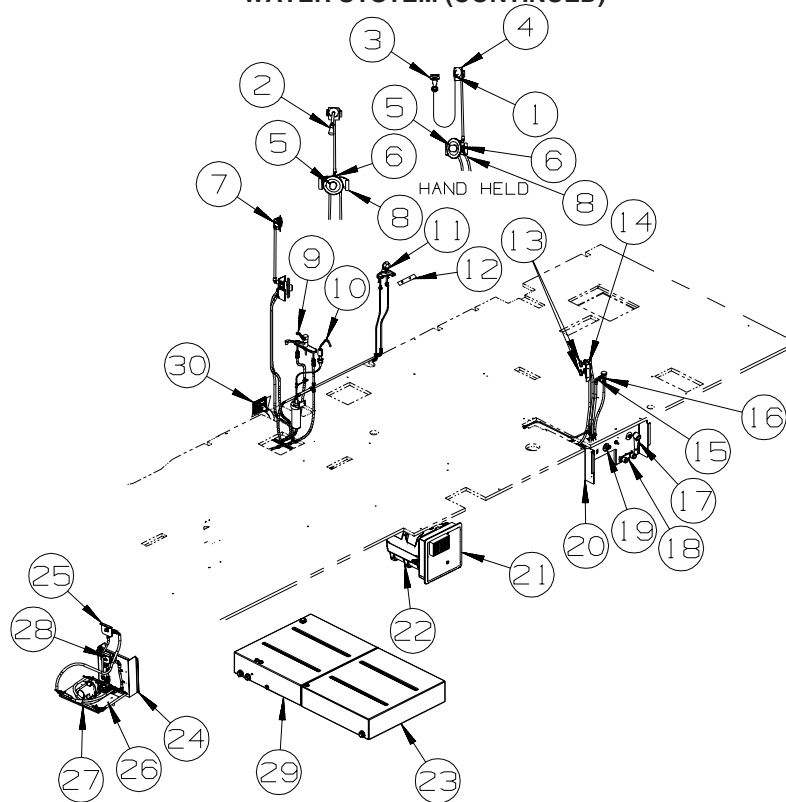


KEY	PART NUMBER	U/M	DESCRIPTION
1E	132148-01-000	EA	CONNECTOR - 1/2" X 1/2"MPT - BRASS
2E	132483-01-000	EA	VALVE/BALL - 1" - THREADED ENDS
3E	132483-02-000	EA	VALVE/BALL - 1/2" - BRASS - FPT
4E	132484-01-000	EA	ELBOW - 90 DEGREE - 1MPT X 1FPT - PLASTIC
5E	132781-01-000	EA	ELBOW - 1.3" BARB X 1.3" BARB - 90 DEGREE - PLASTIC
6E	132782-01-000	EA	ELBOW - 1"FPT X 1.3" BARB - 90 DEGREE - PLASTIC
7E	133835-01-000	EA	ADAPTER - REDUCING - 1 1/2" X 1 1/4"
8E	133889-01-000	EA	UNION - 1 1/2 DOUBLE SLIP - PVC
9E	135386-01-000	EA	NIPPLE - 1/2"
10E	136333-01-000	EA	ADAPTER - BRASS - 1/2"MPT X 1/2"FPT
11E	140821-01-000	EA	TUBE - WATER SUPPLY - 3/8" X 24"
11E	140821-02-000	EA	TUBE - WATER SUPPLY - 3/8" X 30"
11E	140821-03-000	EA	TUBE - WATER SUPPLY - 3/8" X 36"
11E	140821-04-000	EA	TUBE - WATER SUPPLY - 3/8" X 48"
11E	140821-05-000	EA	TUBE - WATER SUPPLY - 3/8" X 54"
11E	140821-06-000	EA	TUBE - WATER SUPPLY - 3/8" X 60"
11E	140821-07-000	EA	TUBE - WATER SUPPLY - 3/8" X 72"
12E	142812-01-000	EA	ELBOW - BRASS - 1/2"MPT X 1/2"FPT
13E*	144215-01-000	EA	PUMP - WATER - 5.7 GPM - W/1/2" MPT
*	144215-02-000	EA	STRAINER - WATER PUMP
14E	145609-01-000	EA	PLUG - BRASS - 1/2" MPT/HEX HEAD

**\*COMPONENT PARTS LISTED LATER IN THIS GROUP**

## WATER & SEWAGE GROUP (CONTINUED)

### WATER SYSTEM (CONTINUED)

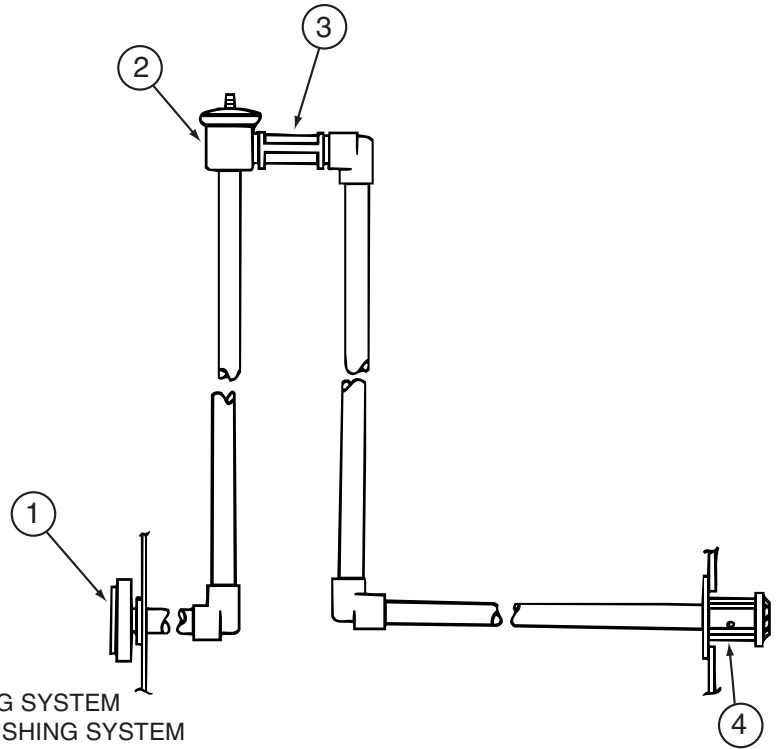


KEY	PART NUMBER	U/M	DESCRIPTION
1	135028-01-01A	EA	DROP ELL - F/HAND HELD SHOWER HEAD - W/1/2"IPS - BRASS FROM: 00-00-00 THRU: 05-09-04
1	135028-02-01A	EA	DROP ELL - F/HAND HELD SHOWER HEAD/OVAL - W/1/2"IPS-BRASS FROM: 05-10-04 THRU: 99-99-99
1	135028-01-02A	EA	DROP ELL - F/HAND HELD SHOWER HEAD - W/1/2"IPS - CHROME - <b>STAINLESS STEEL PKG</b> FROM: 00-00-00 THRU: 04-25-04
1	135028-02-02A	EA	DROP ELL - F/HAND HELD SHOWER HEAD/OVAL - W/1/2"IPS-CHROME - <b>STAINLESS STEEL PKG</b> FROM: 04-26-04 THRU: 99-99-99
2	128974-01-01A	EA	VALVE - SHOWER HEAD/WATER SAVER (ON/OFF) - BRIGHT BRASS
2	128974-01-02A	EA	VALVE - SHOWER HEAD - CHROME - <b>STAINLESS STEEL PKG</b>
3*	129390-03-01A	EA	SHOWER HEAD - W/HOSE & BRACKET - BRASS
3	129390-03-02A	EA	SHOWER HEAD - W/HOSE & BRACKET - CHROME - <b>STAINLESS STEEL PKG</b>
4	130041-01-02A	EA	SPACER/SHOWER HEAD FROM: 00-00-00 THRU: 05-09-04
4	130041-03-18A	EA	SPACER/SHOWER HEAD FROM: 05-10-04 THRU: 99-99-99
5*	144596-01-01A	EA	FAUCET/VALVE ONLY - SHOWER - W/TEMP LIMIT STOP(MOEN 62300)
6*	144596-02-01A	EA	TRIM KIT-(KNOB & PLATE) - CHATEAU - POLISHED BRASS
6	144596-02-02A	EA	TRIM KIT-(KNOB & PLATE) - CHATEAU - CHROME - <b>STAINLESS STEEL PKG</b>
6*	144596-03-01A	EA	TRIM KIT-(KNOB/HNDLE/PLATE/HEAD/ARM)-BRASS
6	144596-03-02A	EA	TRIM KIT-(KNOB/HNDLE/PLATE/HEAD/ARM)-CHROME - <b>STAINLESS STEEL PKG</b>
7	131551-01-02B	EA	BRACKET - SHOWER HEAD
8	131554-01-02B	EA	BRACKET/SHOWER CONTROL - E-COATED
9	149164-01-01A	EA	FAUCET - GALLEY - SINGLE CONTROL - CHROME
10*	103635-01-000	EA	FAUCET - SINGLE CONTROL/DRINKING WATER
11*	128997-01-01A	EA	FAUCET - LAVATORY - SINGLE CONTROL - POLISHED BRASS
11*	128997-01-02A	EA	FAUCET - LAVATORY - SINGLE CONTROL - CHROME - <b>STAINLESS STEEL PKG</b>
12	105218-01-01A	EA	SPACER - FAUCET/LAVATORY SINK - 2" X 5.9" - ABS PLASTIC
13	098419-01-000	EA	FAUCET - 90 DEGREE
14	134472-01-02B	EA	BRACKET - FAUCET - WASHER - E-COATED
15	125697-03-000	EA	CHECK VALVE - F/FLUSHING SYSTEM
16	125697-04-000	EA	BREAKER/VACUUM - F/FLUSHING SYSTEM
17	131383-01-02A	EA	SHOWER HEAD - W/60" HOSE & BRACKET - WHITE
18*	075241-06-000	EA	FAUCET/SHOWER - .5"MPT W/1.9" INLET PIPES- EXTERIOR/BRT WHT
19	125697-05-000	EA	INLET/WATER - F/FLUSHING SYSTEM
	125697-06-000	EA	INSTRUCTIONS - USER - F/FLUSHING SYSTEM
20	136034-11-12B	EA	PANEL - SERVICE CENTER - BRIGHT WHITE

**WATER & SEWAGE GROUP (CONTINUED)**  
**WATER SYSTEM (CONTINUED)**

KEY	PART NUMBER	U/M	DESCRIPTION
21*	125420-03-03A	EA	DOOR - WATER HEATER - 18" X 17.7" - BLACK
22*	145541-01-000	EA	WATER HEATER/MOTOR AID-GAS/ELECT IGN - GCH10A-4E - 10 GAL
23	132224-27-000	EA	TANK - WATER - 40 GALLON - W/FITTINGS - 37.8"X 33.1"X 8.3"
	132224-01-000	EA	TANK - WATER - 40 GALLON - W/O FITTINGS - 37.8"X33.1"X8.3"
	042989-05-000	EA	FITTING - SPINWELD - 1/2"FPT - PLASTIC
	042989-08-000	EA	FITTING - SPINWELD - 1"FPT - PLASTIC
	049032-01-000	EA	PATCH - SPINWELD - 3/8" - PLASTIC
	24	149497-04-12B	EA
25	137410-01-12B	EA	BRACKET - VALVE - WINTERIZATION - BRIGHT WHITE
26	140364-04-01A	EA	FOAM - PAD - .5" X 12" X 18"
27	149477-01-02B	EA	PANEL - WATER PUMP - E-COATED
28	138618-01-12B	EA	COVER - VALVE - BYPASS - BRIGHT WHITE
29	132224-35-000	EA	TANK - WATER - 40 GALLON - W/FITTINGS - 37.8"X 33.1"X 8.3"
	132224-01-000	EA	TANK - WATER - 40 GALLON - W/O FITTINGS - 37.8"X33.1"X8.3"
	042989-03-000	EA	FITTING - SPINWELD - 1 1/4"NPT - PLASTIC
	042989-05-000	EA	FITTING - SPINWELD - 1/2"FPT - PLASTIC
	042989-08-000	EA	FITTING - SPINWELD - 1"FPT - PLASTIC
	049032-01-000	EA	PATCH - SPINWELD - 3/8" - PLASTIC
30	137169-01-01A	EA	WATER FILL/GRAVITY - W/DOOR - W/O LOCK - BRIGHT WHITE

**\*COMPONENT PARTS LISTED LATER IN THIS GROUP**



KEY	PART NUMBER	U/M	DESCRIPTION
1	125697-05-000	EA	INLET/WATER - F/FLUSHING SYSTEM
2	125697-04-000	EA	BREAKER/VACUUM - F/FLUSHING SYSTEM
3	125697-03-000	EA	CHECK VALVE - F/FLUSHING SYSTEM
4	125697-02-000	EA	NOZZLE - WELD-A-FLUSH
	125697-06-000	EA	INSTRUCTIONS - USER - F/FLUSHING SYSTEM
	125697-07-000	EA	LABEL - CAUTION - F/FLUSHING SYSTEM

## WATER & SEWAGE GROUP (CONTINUED)

### COMPONENT PARTS FOR WATER SYSTEM

075241-04-000, 075241-05-000, 075241-06-000

KEY	PART NUMBER	U/M	DESCRIPTION	VENDOR NO.
	075240-05-700	EA	CARTRIDGE - WASHERLESS	9-P42

098607-01-000

KEY	PART NUMBER	U/M	DESCRIPTION	VENDOR NO.
	098607-01-702	EA	DIAPHRAGM/DRIVE ASSEMBLY KIT	94-238-04
	098607-01-703	EA	VALVE KIT	94-232-00
	098607-01-705	EA	VALVE-CHECK, KIT	94-237-00
	098607-01-706	EA	HOUSING, W/SWITCH ONLY	94-231-20
	098607-01-707	EA	MOTOR W/BASEPLATE	11-148-04

103635-01-000

KEY	PART NUMBER	U/M	DESCRIPTION	VENDOR NO.
	103635-01-703	EA	CARTRIDGE - 10"	ADC-959201

125420-01-02A, 125420-01-03A, 125420-03-03A, 125420-04-03A

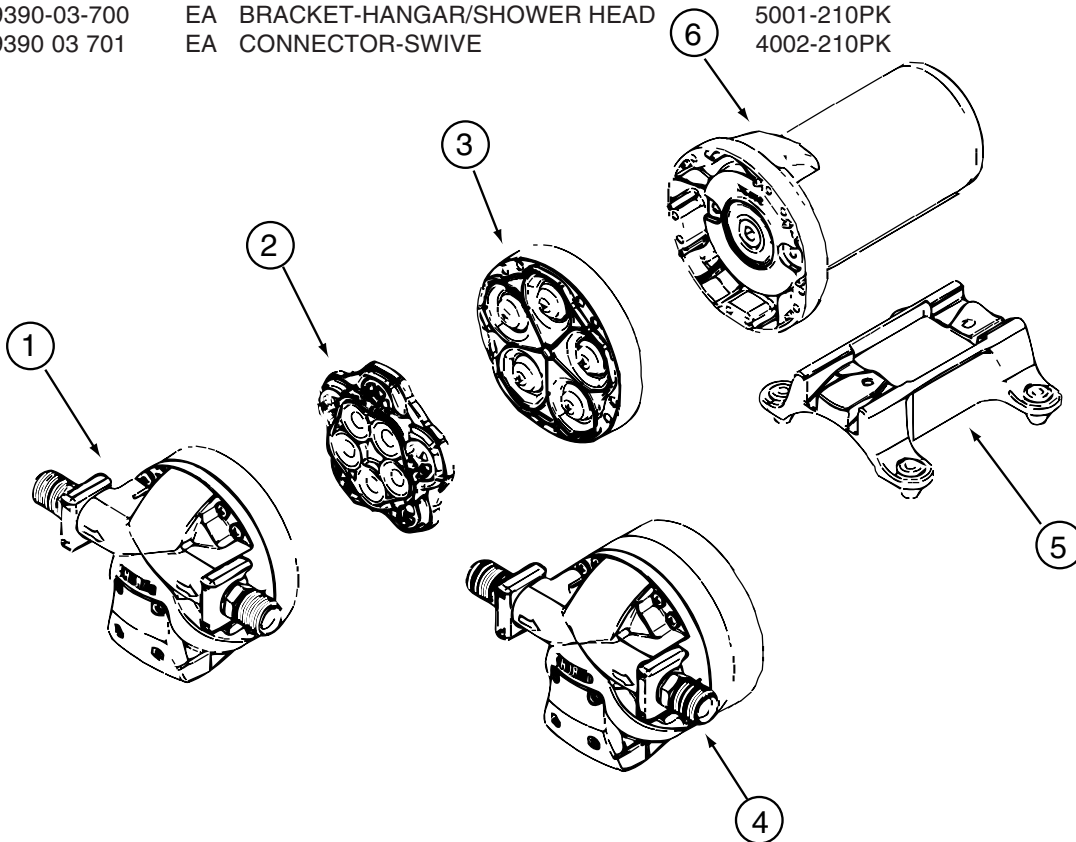
KEY	PART NUMBER	U/M	DESCRIPTION	VENDOR NO.
	051391-01-705	EA	FASTENER - CAMLOCK	92609

128997-01-01A, 128997-01-02A

KEY	PART NUMBER	U/M	DESCRIPTION	VENDOR NO.
	119677-01-712	EA	AERATOR - SPOUT - BATHTUB	50-19PB
	131340-01-700	EA	BUTTON - HOT/COLD	N1201-16
	131340-01-701	EA	KNOB - CLEAR	N1201-9
	131340-02-700	EA	CARTRIDGE	6-1201-5-0WB

129390-03-01A

KEY	PART NUMBER	U/M	DESCRIPTION	VENDOR NO.
	129390-03-700	EA	BRACKET-HANGAR/SHOWER HEAD	5001-210PK
	129390 03 701	EA	CONNECTOR-SWIVE	4002-210PK



144215-01-000

KEY	PART NUMBER	U/M	DESCRIPTION	VENDOR NO.
2	144215-01-700	EA	VALVE ASSEMBLY	94-030-01
3	144215-01-701	EA	DRIVE ASSEMBLY	94-030-02
	144215-01-702	EA	FITTING KIT - W/ORINGS	94-615-06

CONTACT WINNEBAGO PARTS SALES FOR UNLISTED COMPONENT(S)

**WATER & SEWAGE GROUP (CONTINUED)**  
**COMPONENT PARTS FOR WATER SYSTEM (CONTINUED)**

144215-02-000

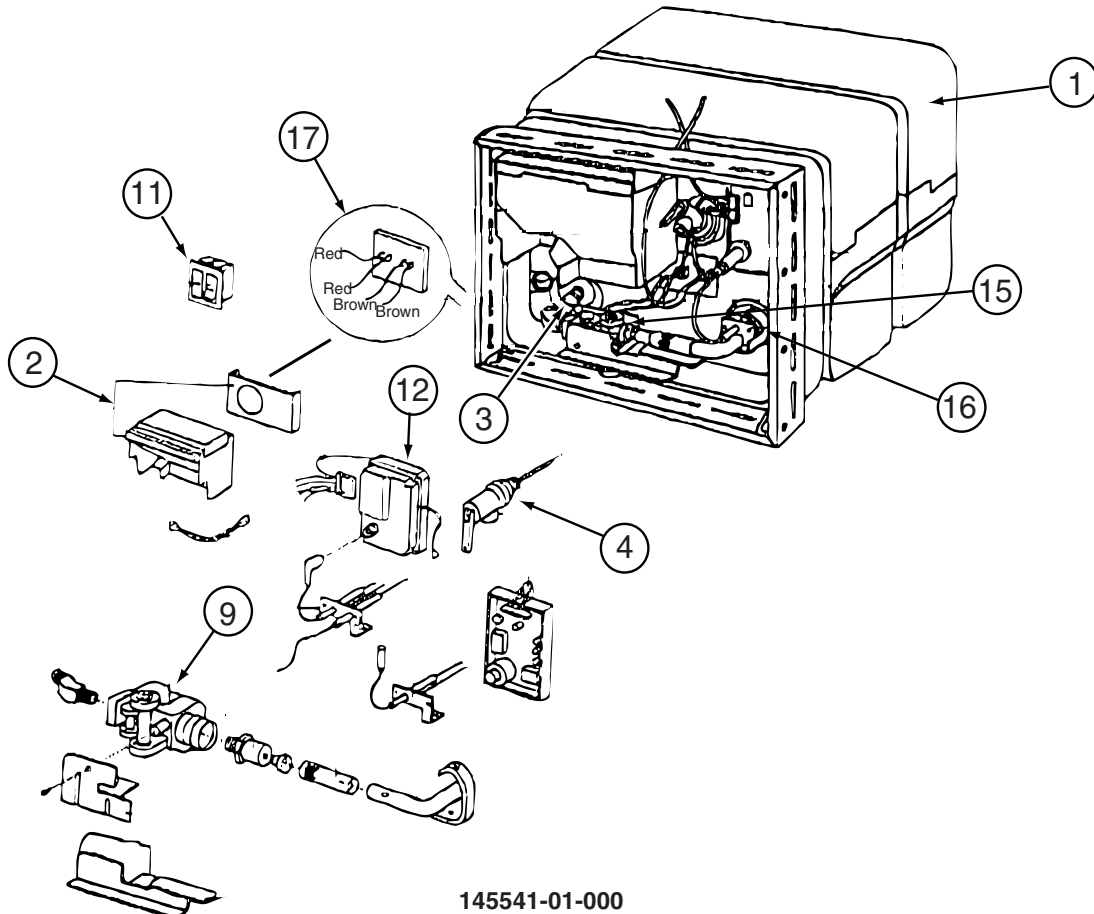
KEY	PART NUMBER	U/M DESCRIPTION	VENDOR NO.
	144215-02-700	EA FITTING KIT- COUPLER W/ORING	94-637-00

144596-01-01A

KEY	PART NUMBER	U/M DESCRIPTION	VENDOR NO.
	144596-01-700	EA CARTRIDGE (REPLACEMENT)	1222

144596-02-01A, 144596-03-01A

KEY	PART NUMBER	U/M DESCRIPTION	VENDOR NO.
	144596-03-700	EA KNOB (INSERT KIT) WHITE/GOLD	M0-91754



145541-01-000

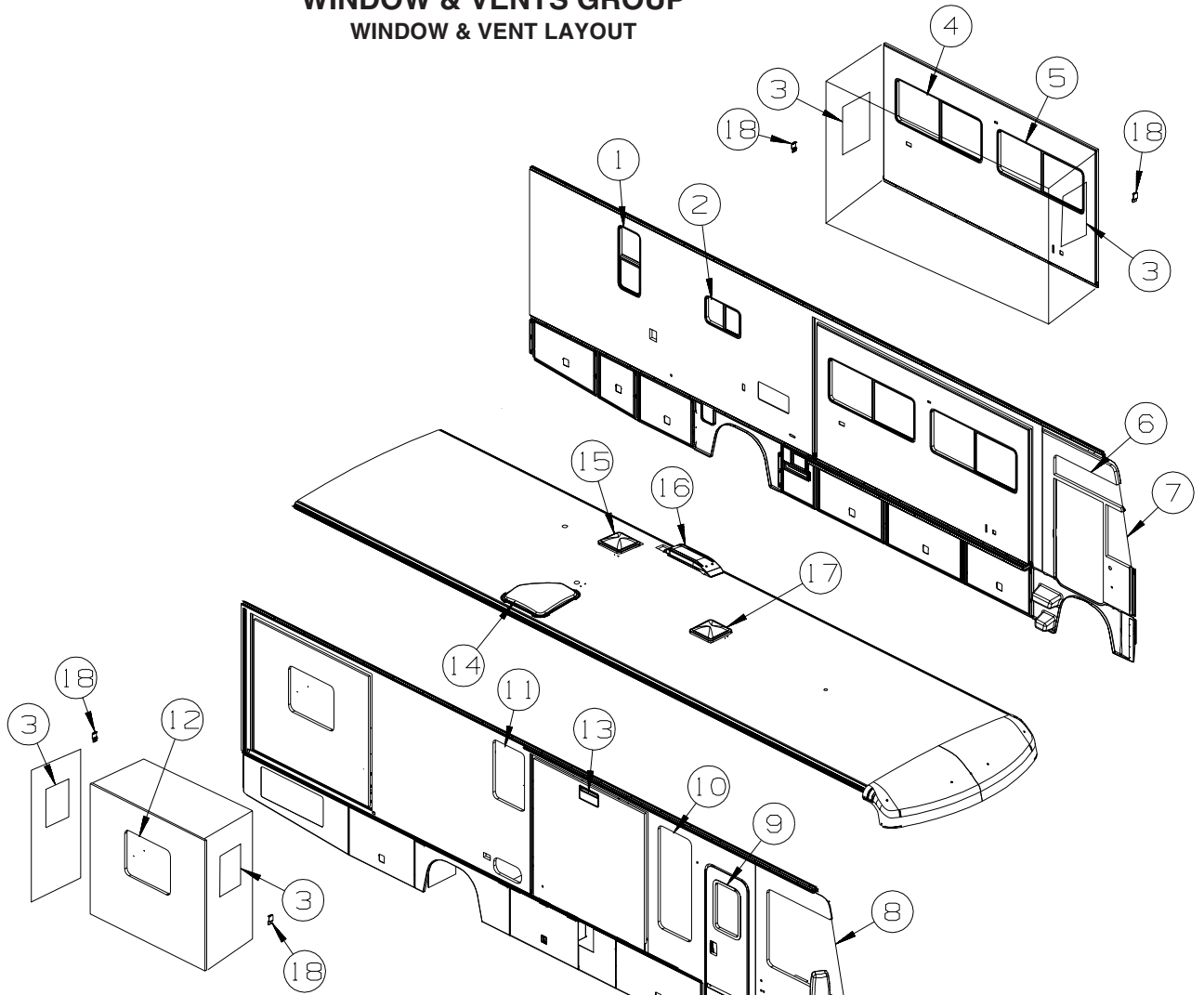
KEY	PART NUMBER	U/M DESCRIPTION	VENDOR NO.
1	145541-01-700	EA TANK - W/INSULATION - 10 GAL	91028
2	051391-04-707	EA KIT-EXHAUST, (FLUE & GASKET)	90960
3	051391-01-715	EA PLUG-DRAIN, 1 EA = 2 PER PKG	91857
4	051391-01-704	EA VALVE-RELIEF, 1/2" FITTING	91604
9	051393-01-726	EA VALVE/SOLENOID - W/O BRACKET	93870
11	145541-01-701	EA SWITCH - ON/OFF - WHITE	91859
12	145541-01-702	EA CIRCUIT BOARD	91226
15	145541-01-703	EA SWITCH - THERMAL CUT OFF	93866
16	051393-01-725	EA ELECTRODE-SGL SPADE CONNECT.	93868
17	051393-01-721	EA THERMOSTAT W/ECO, 140 FRT MT	91447
	051391-05-706	EA ELEMENT-HEATING 1500 WATT	92249 W/GASKET
	051393-01-701	EA SWITCH - REMOTE - W/LIGHT	91959
	145541-01-704	EA RELAY	90061
	145541-01-705	EA JUNCTION BOX(PLASTIC) 10 GAL	91224

CONTACT WINNEBAGO PARTS SALES FOR UNLISTED COMPONENT(S)



# WINDOW & VENTS GROUP

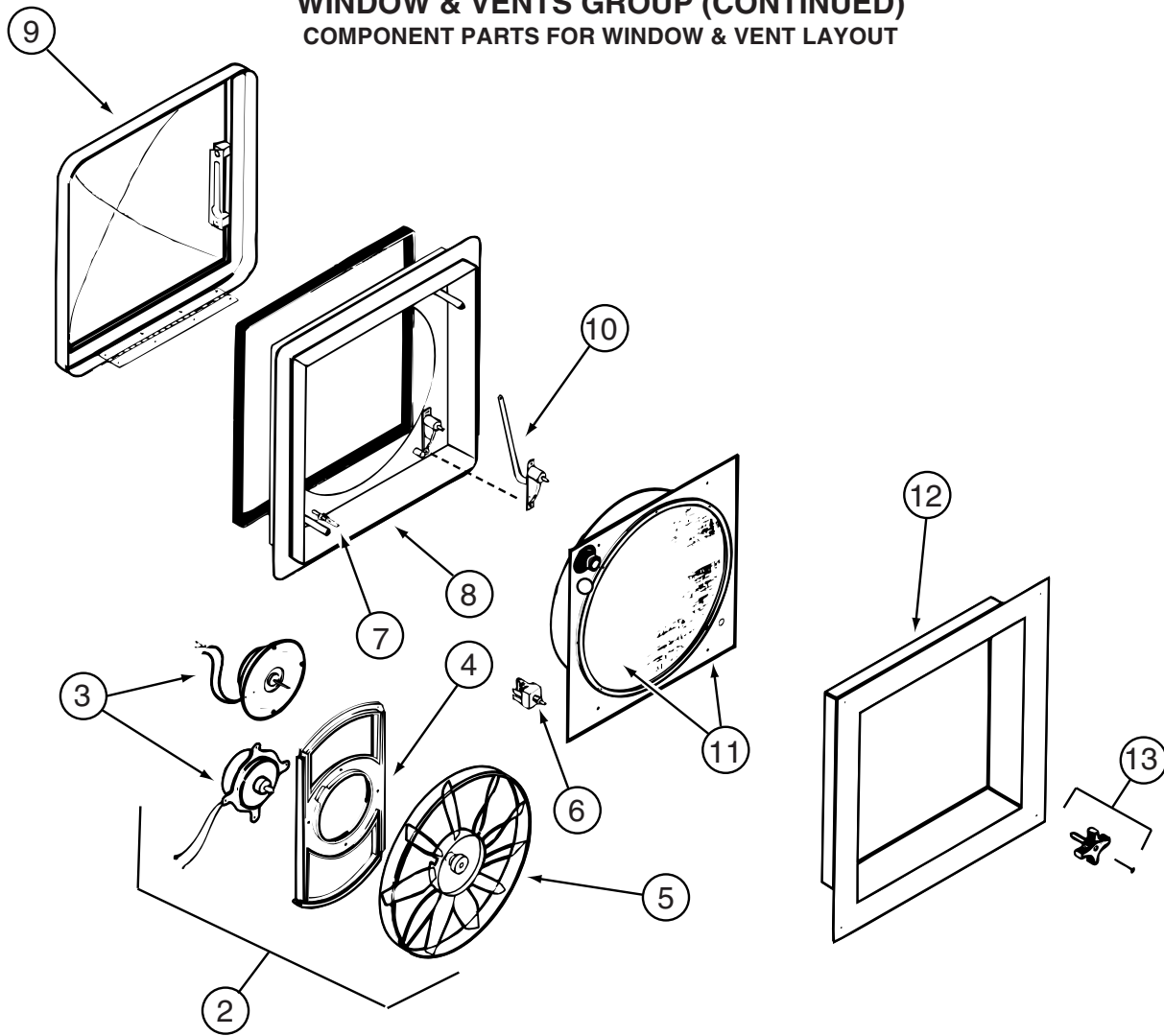
## WINDOW & VENT LAYOUT



KEY	PART NUMBER	U/M	DESCRIPTION
1*	150649-04-01A	EA	WINDOW - VERT SLIDER/FLUSH/THERMO - 34.4" X 15.2"
2*	150648-09-01A	EA	WINDOW-HORIZ SLIDER/FLUSH/THERMO/LH - 15.2" X 24"
3*	150649-07-01A	EA	WINDOW - VERT SLIDER/FLUSH/THERMO - 19.8" X 20.8"
4*	150648-07-01A	EA	WINDOW-HORIZ SLIDER/FLUSH/THERMO/LH - 23.8" X 57.7"
5*	150648-01-01A	EA	WINDOW-HORIZ SLIDER/ESCAPE/FLUSH/THERMO/LH-23.8"X57.7"-BLK
6	151074-01-01A	EA	WINDOW - CAB/VISTA/FLUSH/THERMO - 11.3" X 44.7"/41.8"
7*	151073-01-01A	EA	WINDOW - CAB/FRT SLANT/FLUSH/THERMO - 28.1" X 19.7"/6.6"
8*	151072-01-01A	EA	WINDOW - CAB/RIGHT HAND/FLUSH/THERMO - 41.5" X 50.2"/41.8"
9*	150651-01-01A	EA	WINDOW - STATIONARY/FLUSH/THERMO - 26.3" X 17" - BLACK
10*	150649-09-01A	EA	WINDOW - VERT SLIDER/FLUSH/THERMO - 55.4" X 22.1"
11*	150649-10-01A	EA	WINDOW - VERT SLIDER/FLUSH/THERMO - 31.7" X 21.1"
12*	150656-09-01A	EA	WINDOW - TIPOUT/FLUSH/ESCAPE/THERMO - 24.2" X 30.2"
13	138983-01-02A	EA	VENT - MICROWAVE/OUTER - BLACK
13	138983-01-01A	EA	VENT - MICROWAVE/OUTER - BRIGHT WHITE
13	138983-03-01A	EA	COVER - VENT MICROWAVE/OUTER - BRIGHT WHITE
14	122214-01-02A	EA	PANEL - SKYLITE - INNER - W/ANGLED CORNER - WHITE
14	138372-01-02B	EA	TRIM - CORNER - SKYLIGHT - E-COATED
14	139411-01-01A	EA	PANEL/SKYLITE - OUTER - NEO ANGLE - WHITE
15*	123780-10-01A	EA	FANTASTIC VENT-4"ROOF-W/FAN/PWR LIFT/DBL DOME-W/O THERM
	009440-01-000	EA	GEAR/ARM - LIFT - ROOF VENT COVER
16	149508-01-01A	EA	CAP - ROOF/REFRIGERATOR VENT - GRAY
16	149508-02-01A	EA	BASE - ROOF/REFRIGERATOR VENT - BLACK
16	149508-01-02A	EA	CAP - ROOF/REFRIGERATOR VENT - WHITE
16	149508-02-02A	EA	BASE - ROOF/REFRIGERATOR VENT - BRIGHT WHITE
17*	123780-09-01A	EA	FANTASTIC VENT-4"ROOF- W/FAN/DBL DOME-W/O THERM/PWR LIFT
	009440-01-000	EA	GEAR/ARM - LIFT - ROOF VENT COVER
18	151905-01-01A	EA	CLIP/BRACKET - SCREEN RETAINER - BLACK

\*COMPONENT PARTS LISTED LATER IN THIS GROUP

**WINDOW & VENTS GROUP (CONTINUED)**  
**COMPONENT PARTS FOR WINDOW & VENT LAYOUT**

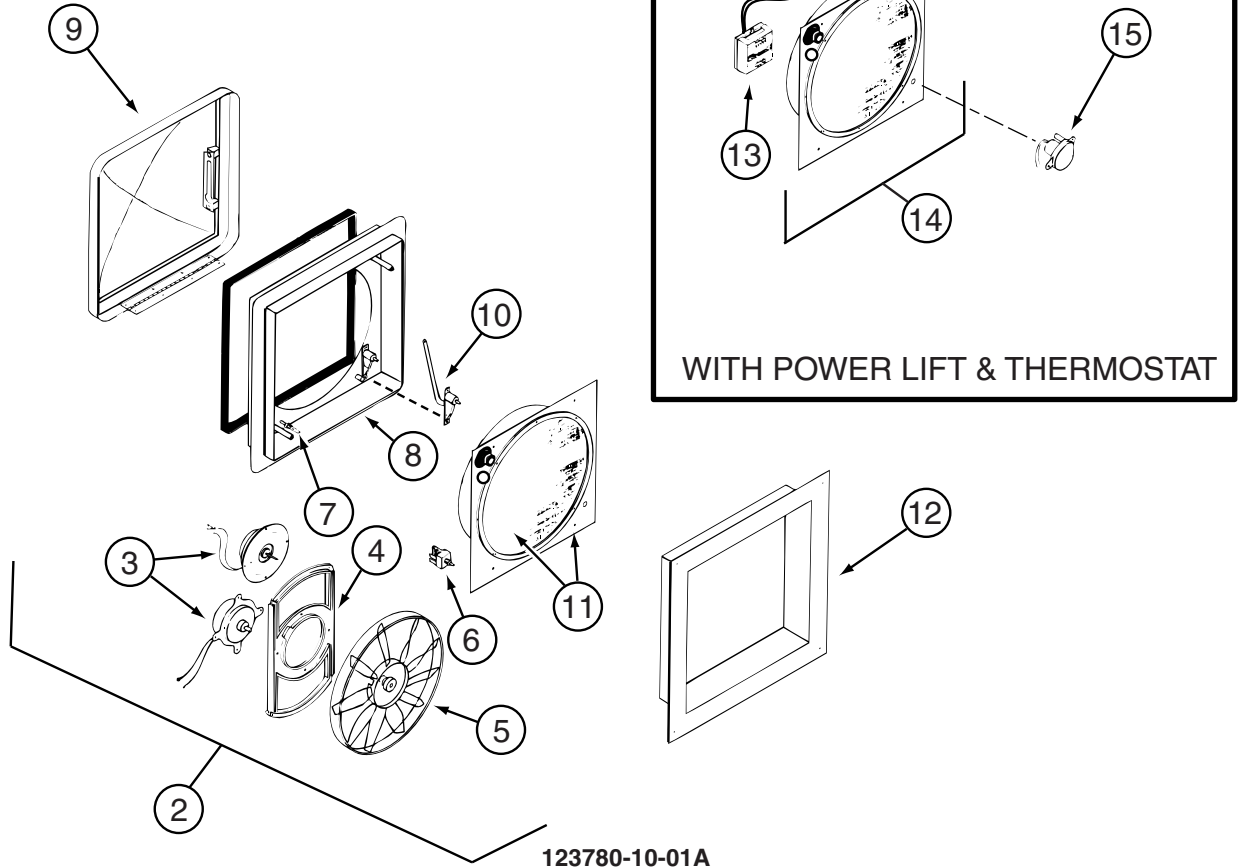


123780-09-01A

KEY	PART NUMBER	U/M	DESCRIPTION	VENDOR NO.
2	084079-11-700	EA	MOTOR & FAN BLADE W/BRACKET	K4017-09
3	084079-01-705	EA	MOTOR/EXT BRKT/FAN BLADE KIT	1080-00
5	084079-01-704	EA	BLADE-FAN	1138-00
6	084079-01-709	EA	SWITCH - MAIN - 3 SPEED	1031-05
7	084079-01-707	EA	SWITCH - SAFETY	1122-05
8	123780-05-700	EA	BASE/MAIN-BRT WHT W/GASKET	1010-81
9	123780-09-700	EA	DOME (DOUBLE)WHT TRANSPARENT	K2020-82
11	123780-03-701	EA	SCREEN ASM 78-100MM W/SWITCH	1030BT-81
12	123780-03-700	EA	GARNISH - INT. 3"-4" BRT/WHT	2040-81
13	084079-01-703	EA	KNOB-LIFT	1140K-00
	084079-01-706	EA	PLUG, 12 VOLT	1090
	123780-01-702	EA	SCREEN INSERT (SCREEN RING)	K1035-81

CONTACT WINNEBAGO PART SALES FOR UNLISTED COMPONENT(S)

**WINDOW & VENTS GROUP (CONTINUED)**  
**COMPONENT PARTS FOR WINDOW & VENT LAYOUT (CONTINUED)**



123780-10-01A

KEY	PART NUMBER	U/M	DESCRIPTION	VENDOR NO.
2	084079-11-700	EA	MOTOR & FAN BLADE W/BRACKET	K4017-09
3	084079-01-705	EA	MOTOR/EXT BRKT/FAN BLADE KIT	1080-00
4	084079-01-711	EA	MOTOR MOUNT (BOWTIE)	1015-00
5	084079-01-704	EA	BLADE-FAN	1138-00
6	084079-01-709	EA	SWITCH - MAIN - 3 SPEED	1031-05
7	084079-01-707	EA	SWITCH - SAFETY	1122-05
8	123780-05-700	EA	BASE/MAIN-BRT WHT W/GASKET	1010-81
9	123780-09-700	EA	DOME (DOUBLE)WHT TRANSPARENT	K2020-82
11	123780-01-702	EA	SCREEN INSERT (SCREEN RING)	K1035-81
12	123780-03-700	EA	GARNISH - INT. 3"-4" BRT/WHT	2040-81
13	084079-01-710	EA	THERMOSTAT(WALL MT)ANY COLOR	9988-81
14	123780-05-701	EA	SCREEN INT W/ALL SWITCHES	KIT-81
15	084079-11-703	EA	MOTOR/AUTO LIFT OFF/WHT CAP	6050-80 OS
15	084079-11-705	EA	MOTOR - LIFT (BC MOTOR)	5050-40
15	084079-11-707	EA	MOTOR-AUTO LIFT-WHT CAP NS	6050-81 NS

CONTACT WINNEBAGO PART SALES FOR UNLISTED COMPONENT(S)

**WINDOW & VENTS GROUP (CONTINUED)**  
**COMPONENT PARTS FOR WINDOW & VENT LAYOUT (CONTINUED)**

**150648-01-01A**

<b>KEY</b>	<b>PART NUMBER</b>	<b>U/M</b>	<b>DESCRIPTION</b>	<b>VENDOR NO</b>
	112795-01-705	FT	VINYL - GLAZING	132-025736
	150648-01-700	EA	LATCH-HORIZONTAL SLIDE-BLK	FH3000-CK
	150648-01-702	EA	SCREEN ASM	410-031156
	150648-01-703	EA	PLUG - FILLER	132-030308
	151069-01-700	EA	CHANNEL-RUN, SLIDING	122-030627

**150648-07-01A**

<b>KEY</b>	<b>PART NUMBER</b>	<b>U/M</b>	<b>DESCRIPTION</b>	<b>VENDOR NO</b>
	112795-01-705	FT	VINYL - GLAZING	132-027331
	150648-01-700	EA	LATCH-HORIZONTAL SLIDE-BLK	FH3000-CK
	150648-01-702	EA	SCREEN ASM	410-031156
	151069-01-700	FT	CHANNEL-RUN, SLIDING	122-030627

**150648-09-01A**

<b>KEY</b>	<b>PART NUMBER</b>	<b>U/M</b>	<b>DESCRIPTION</b>	<b>VENDOR NO</b>
	150648-09-700	EA	SCREEN ASM	410-035336
	151069-01-700	FT	CHANNEL-RUN, SLIDING	122-030627

**150649-04-01A**

<b>KEY</b>	<b>PART NUMBER</b>	<b>U/M</b>	<b>DESCRIPTION</b>	<b>VENDOR NO</b>
	150649-01-700	EA	LATCH-VERTICLE SLIDE-BLK	FH3016-CK
	150649-04-700	EA	SCREEN ASM	410-035468

**150649-07-01A**

<b>KEY</b>	<b>PART NUMBER</b>	<b>U/M</b>	<b>DESCRIPTION</b>	<b>VENDOR NO</b>
	112898-04-703	EA	VERTICAL LATCH/HOLD UP/OPEN	DH343-CK
	150649-01-700	EA	LATCH-VERTICLE SLIDE-BLK	FH3016-CK
	150649-01-701	EA	CLIP - SCREEN RETAINER	132-035820

**150649-09-01A**

<b>KEY</b>	<b>PART NUMBER</b>	<b>U/M</b>	<b>DESCRIPTION</b>	<b>VENDOR NO</b>
	150649-01-700	EA	LATCH-VERTICLE SLIDE-BLK	FH3016-CK

**150649-10-01A**

<b>KEY</b>	<b>PART NUMBER</b>	<b>U/M</b>	<b>DESCRIPTION</b>	<b>VENDOR NO</b>
	150649-01-700	EA	LATCH-VERTICLE SLIDE-BLK	FH3016-CK

**150651-01-01A**

<b>KEY</b>	<b>PART NUMBER</b>	<b>U/M</b>	<b>DESCRIPTION</b>	<b>VENDOR NO</b>
	112795-01-705	FT	VINYL - GLAZING	132-027331

**151072-01-01A**

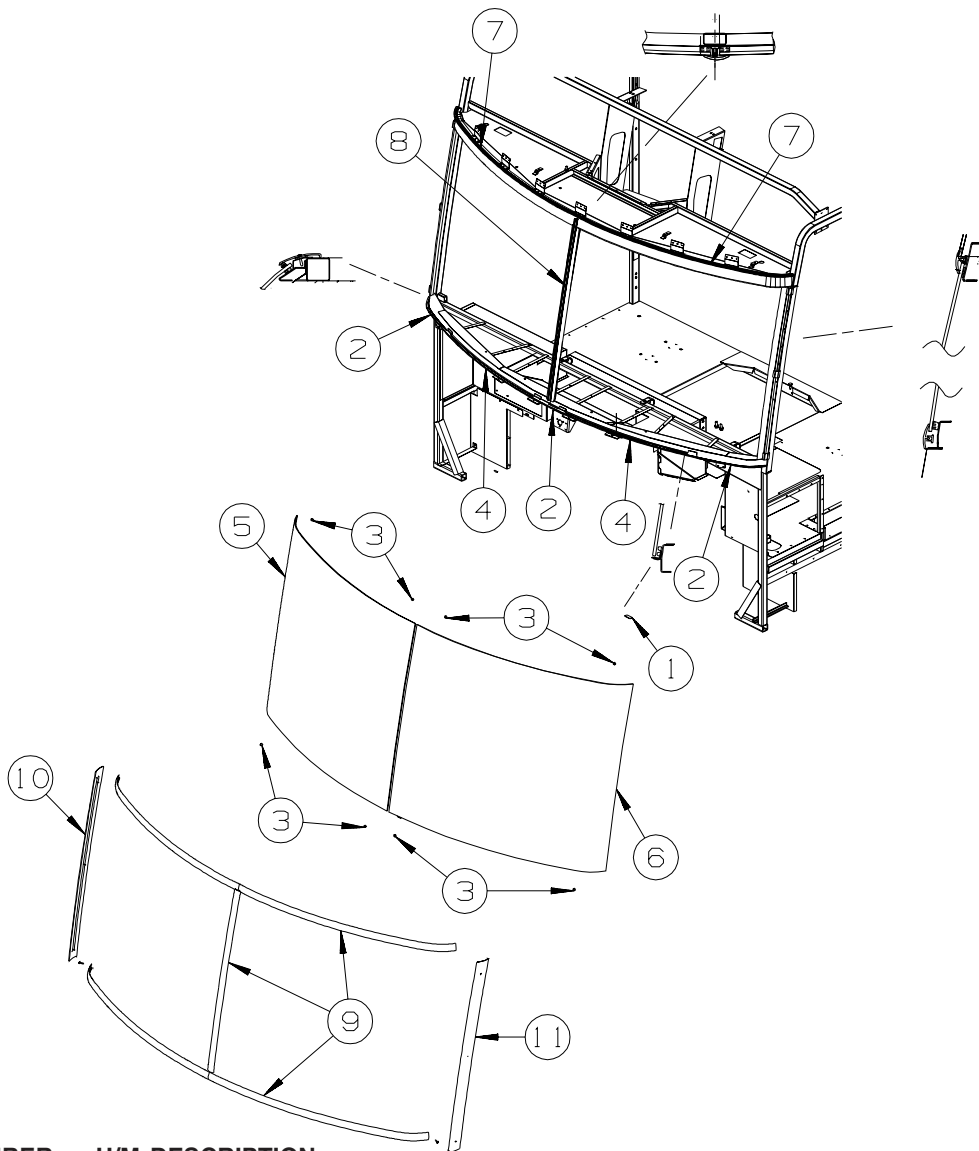
<b>KEY</b>	<b>PART NUMBER</b>	<b>U/M</b>	<b>DESCRIPTION</b>	<b>VENDOR NO</b>
	150648-01-703	EA	PLUG - FILLER	132-030308
	151069-01-700	EA	CHANNEL-RUN, SLIDING	122-030627
	151069-03-705	EA	VINYL GLAZING - F/STATIONARY	DH567-12 MITER/WELD
	151069-03-706	EA	VINYL GLAZING - F/STATIONARY	DH373-12 MITER/WELD
	151072-01-700	EA	SCREEN ASM	410-035507
	151072-01-701	EA	GLASS-SLIDING W/SASH & LATCH	FH3040A9R
	151072-01-702	EA	GLASS - STATIONARY - UPPER	390-036521

**151073-01-01A**

<b>KEY</b>	<b>PART NUMBER</b>	<b>U/M</b>	<b>DESCRIPTION</b>	<b>VENDOR NO</b>
	125585-01-700	EA	GLASS - STATIONARY	390026092
	151073-01-700	EA	VINYL BUTYL-MITERED/FORMED	FH56912

# WINDSHIELD & WIPER GROUP

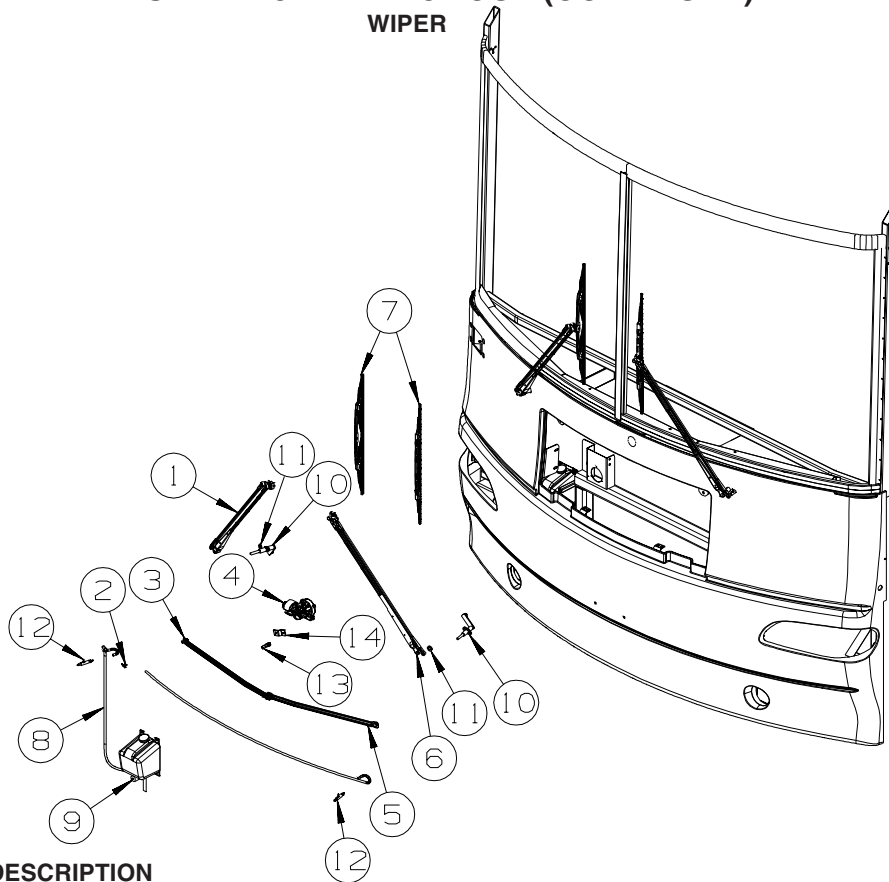
## WINDSHIELD



KEY	PART NUMBER	U/M	DESCRIPTION
1	002328-02-000	EA	BLOCK - WINDSHIELD - .062" X .5" X .98"
2	142036-01-000	EA	CARRIER/REVEAL - WINDSHIELD
3	081914-02-000	EA	BUMPER - RUBBER - ROUND - 5/16" DIA. X 13/64" THICK
4	132375-04-000	EA	CARRIER/REVEAL - WINDSHIELD - 29.8"
5	124328-01-000	EA	WINDSHIELD - PASSENGER - 52" X 41" (CURVED)
6	124328-02-000	EA	WINDSHIELD - DRIVER - 52" X 41" (CURVED)
7	127862-01-000	EA	CARRIER/REVEAL - WINDSHIELD - 47.2"
8	127862-09-000	EA	CARRIER/REVEAL - WINDSHIELD - 38.6"
9	120533-01-000	FT	MOLDING - REVEAL - WINDSHIELD
10	125384-01-02A	EA	TRIM - WINDSHIELD - A-PILLAR - PASSENGER - BLACK
11	125384-02-02A	EA	TRIM - WINDSHIELD - A-PILLAR - DRIVER - BLACK

# WINDSHIELD & WIPER GROUP (CONTINUED)

## WIPER



KEY	PART NUMBER	U/M	DESCRIPTION
1*	149402-01-000	EA	ARM - WINDSHIELD WIPER/PANTOGRAPH - RIGHT HAND - 28" FROM: 00-00-00 THRU: 03-18-05
1*	149402-03-000	EA	ARM - WINDSHIELD WIPER/PANTOGRAPH - RIGHT HAND - 28" FROM: 03-19-05 THRU: 99-99-99
2	146486-01-000	EA	TEE - PLASTIC - 5/32" X 5/32" X 5/32" - <b>ON LEFT SIDE OF WORKHORSE CHASSIS</b>
3	149403-01-000	EA	LINK/CONNECTING-WINDSHIELD WIPER - CLOSED/CLOSED - 24"
4	149409-01-000	EA	MOTOR - WIPER - DYNAMIC PARK
4	149409-02-000	EA	MOTOR - WIPER - COAST TO PARK - <b>WORKHORSE P32 (15,000/18,000) CHASSIS</b>
5	149403-02-000	EA	LINK/CONNECTING-WINDSHIELD WIPER - OPEN/CLOSED GROMMET-24"
6*	149402-02-000	EA	ARM - WINDSHIELD WIPER/PANTOGRAPH - LEFT HAND - 28" FROM: 00-00-00 THRU: 03-18-05
6*	149402-04-000	EA	ARM - WINDSHIELD WIPER/PANTOGRAPH - LEFT HAND - 28" FROM: 03-19-05 THRU: 99-99-99
7	149399-01-000	EA	BLADE - WINDSHIELD WIPER - 24"
8	045794-01-000	FT	HOSE - WINDSHIELD WASHER - 5/32"ID - BLACK - <b>ON LEFT SIDE OF WORKHORSE CHASSIS</b>
9	117766-02-000	EA	RESERVOIR/PUMP - WINDSHIELD WASHER - <b>ON LEFT SIDE OF WORKHORSE CHASSIS</b>
10*	149401-01-000	EA	SHAFT & PIVOT ASM. - WINDSHIELD WIPER FROM: 00-00-00 THRU: 04-15-05
10	149401-02-000	EA	SHAFT & PIVOT ASM. - WINDSHIELD WIPER FROM: 04-16-05 THRU: 99-99-99
11	110742-03-000	EA	GASKET - WIPER
12	145698-01-01A	EA	SHAFT/IDLER - PANTOGRAPH - W/WASHER DIVERTER - STAINLESS
13	149395-01-000	EA	STUD/DOUBLE BALL CRANK - WIPER MOTOR
14	149408-01-000	EA	ARM - DRIVE/WIPER MOTOR

\*COMPONENT PARTS LISTED LATER IN THIS GROUP

### COMPONENT PARTS FOR WIPER

#### 149401-01-000

KEY	PART NUMBER	U/M	DESCRIPTION	VENDOR NO.
	096505-02-703	EA	NUT/ACORN - HD W/.687 BRL	51065-40-NT27WC
	149401-01-700	EA	HARDWARE PKG - F/SHAFT&PIVOT	PSHWKIT

#### 149402-01-000, 149402-02-000, 149402-03-000, 149402-04-000

KEY	PART NUMBER	U/M	DESCRIPTION	VENDOR NO.
	096931-01-705	EA	CAP-PLASTIC	52699-40-CP27WC
	149402-01-700	EA	WASHER NOZZLE KIT - W/HDWR	5219140
	149402-01-701	EA	COVER - SHAFT & PIVOT END	300809